

AGENDA CITY OF GARDENA Regular CITY COUNCIL MEETING

Council Chamber at City Hall, 1700 W. 162nd Street, Gardena, California
Website: www.ci.gardena.ca.us

MARK E. HENDERSON, Mayor Pro Tem
TASHA CERDA, Council Member
DAN MEDINA, Council Member
TERRENCE TERAUCHI, Council Member



MINA SEMENZA, City Clerk
J. INGRID TSUKIYAMA, City Treasurer
MITCHELL G. LANSDELL, City Manager
PETER L. WALLIN, City Attorney

December 13, 2016

Closed Session 7:00 p.m.

Open Session 7:30 p.m.

The City of Gardena, in complying with the Americans with Disabilities Act (ADA), requests individuals who require special accommodations to access, attend and/or participate in the City meeting due to disability, to please contact the City Clerk's Office by phone (310) 217-9565 or email msemenza@ci.gardena.ca.us, at least two business days prior to the scheduled meeting to ensure assistance is provided. Assistive listening devices are available.

PUBLIC COMMENT: The City Council will hear from the public on any item on the agenda or any item of interest that is not on the agenda. The City Council cannot legally take action on any item not scheduled on the agenda. Such items may be referred for administrative action or scheduled on a future agenda. The public has the opportunity to address the City Council at the following times:

- Agenda Items - at the time the City Council considers the item or during Oral Communications
- Non-agenda Items - during Oral Communications
- Public Hearings - at the time for Public Hearings listed on the Agenda

If you wish to address the Council, please complete a "Speaker Request" form and present it to the City Clerk. You will be called to the podium by name when it is your turn to address the Council.

Pursuant to California Government Code Section 54953(b)(3), any member of the public wishing to address the legislative body directly pursuant to California Government Code Section 54954.3 may do so at each teleconference location at the time the item is considered.

CELLPHONES AND OTHER DISTRACTIONS: Use of cell phones, pagers and other communication devices is prohibited while the Council Meeting is in session. Please turn all devices off or place on a silent alert and leave the Chambers to use. During the meeting, please refrain from applause or other actions that may be disruptive to the speakers and the conduct of City business.

Thank you for your attendance and cooperation.

1. ROLL CALL

2. CLOSED SESSION

A. CONFERENCE WITH REAL PROPERTY NEGOTIATORS
Government Code Section 54956.8

- (1) Agency Negotiator: Mitchell G. Lansdell, City Manager
Negotiating Party: Naresh Solanki
Property: 1012 West Gardena Boulevard
Under Negotiation: Purchase and Sales Agreement;
Price and Terms of Payment

B. CONFERENCE WITH LABOR NEGOTIATORS
Government Code Section 54957.6

- (1) Agency Designated Representative:
Mitchell G. Lansdell
Employee Organizations:
Gardena Police Officers Association (GPOA)
David Brock, Association President
Gardena Management Employees Organization (GMEO)
Vicky L. Barker, Attorney
Gardena Municipal Employees Association (GMEA)
Fred G. Quiel, Attorney
Unrepresented Employees

C. CONFERENCE WITH LEGAL COUNSEL
EXISTING LITIGATION
Government Code Section 54956.9(d)(1)

- (1) City of Gardena v. Regional Water Quality Control Board, etc., et al
Los Angeles Superior Court Case No. BS1563472

3. PLEDGE OF ALLEGIANCE & INVOCATION

A. PLEDGE OF ALLEGIANCE

John Hoang and Arisay Martinez
Environmental Charter Middle School

B. INVOCATION

The Reverend Dr. Jung Gil Hong, Pastor
Gardena Korean Baptist Church

4. PRESENTATIONS, PROCLAMATIONS, & APPOINTMENTS

A. PRESENTATIONS

- (1) Certificate of Commendation to Community Services Counselor Janice Quinn in Special Recognition of Her 36 years 8 months Service and Retirement from the City of Gardena
(to be accepted by Ms. Quinn)
- (2) Certificate of Commendation to Nutrition Services Coordinator Lauren Mataalii in Recognition of Her 20 years 6 months Service and Retirement from the City of Gardena *(to be accepted by Ms. Mataalii)*
- (3) Certificate of Appreciation to Gardena Citizen Kathy Haynes to extend congratulations for receiving a "Silver Sustainability Leader Award" from the South Bay Cities Council of Governments in recognition of Her over 500 cumulative hours of Volunteer Services *(to be accepted by Ms. Haynes)*

B. PROCLAMATIONS

- (1) "Bill of Rights Day," December 15, 2016, and
"Bill of Responsibilities Day," December 16, 2016 *(Proclaim Only)*

C. APPOINTMENTS

- (1) Council Appointments to Commissions, Committees, Board, and Council (Commission Appointees to be Ratified and Sworn in; Committees, Board and Council Appointees to be Ratified Only)
 - (a) Human Services Commission
 - (b) Planning and Environmental Quality Commission
 - (c) Recreation and Parks Commission
 - (d) Senior Citizens Commission
 - (e) Gardena Youth Commission
 - (f) Gardena Beautification Committee
 - (g) Gardena Economic Development Committee
 - (h) Gardena Rent Mediation Board, Landlord Representative
 - (i) Gardena Rent Mediation Board, Tenant Representative
 - (j) Gardena Rent Mediation Board, At-Large Representative
Ms. Mary Santamaria
(by Council Member Terrence Terauchi)
 - (k) Gardena Business Advisory Council

5. CONSENT CALENDAR

NOTICE TO THE PUBLIC

Roll Call Vote Required on Consent Calendar All matters listed under the Consent Calendar will be enacted by one motion unless a Council member requests Council discussion, in which case that item will be removed from the Consent Calendar and considered separately following this portion of the agenda.

A. Waiver of Reading in Full of All Ordinances Listed on This Agenda and That They Be Read by Title Only

B. CITY CLERK

- (1) Approval of Minutes
 - (a) City Council Regular Meeting, October 25, 2016
 - (b) Planning & Environmental Quality Commission, September 20, 2016
 - (c) Planning & Environmental Quality Commission, November 1, 2016
 - (d) Planning & Environmental Quality Commission, November 15, 2016
- (2) Affidavit of Posting Agenda on December 9, 2016

5. CONSENT CALENDAR (Continued)

C. CITY TREASURER

(1) Approval of Warrants / Payroll Register

- (a) November 8, 2016
- (b) November 22, 2016
- (c) December 13, 2016

(2) Monthly Portfolios

- (a) September 2016
- (b) October 2016
- (c) November 2016

D. CITY MANAGER

(1) Personnel Report No. P-2016-19

6. EXCLUDED CONSENT CALENDAR

7. PLANNING & ENVIRONMENTAL QUALITY COMMISSION ACTION SHEETS

A. NOVEMBER 1, 2016, MEETING

(1) Conditional Use Permit #4-16

A request to allow the on-site sale of beer and wine as part of meal service at a new 3,018 square foot restaurant located in the General Commercial (C-3) zone and direct staff to file a Notice of Exemption as an existing facility.

Project Location: 15400 South Western Avenue Unit B and C (APN: 6103-015-007)

Applicant: Man Thanh Lam/Jobe Dynasty Inc.

Commission Action: Commission adopted Resolution No. PC 13-16 approving Conditional Use Permit #4-16 and directed Staff to file a notice of exemption.

Receive and File

B. NOVEMBER 15, 2016, MEETING

(1) Site Plan Review #10-16

A request to construct a new 3,015 square foot shell commercial building in an existing shopping center located in the General Commercial/Mixed-Use Overlay (C-3/MUO) zone and direct staff to file a Notice of Exemption as an in-fill project.

Project Location: 15410 South Western Avenue (APN: 6103-015-050)

Applicant: Edward Yoon

Commission Action: Commission adopted Resolution No. PC 14-16 approving Site Plan Review #10-16 and directed Staff to file a notice of exemption.

Receive and File

7. PLANNING & ENVIRONMENTAL QUALITY COMMISSION ACTION SHEETS (Continued)

C. DECEMBER 6, 2016, MEETING

(1) Site Plan Review #9-16 Conditional Use Permit #7-16

A request for conditional use permit to operate a dialysis treatment facility; per Section 18.32.030(J), and to approve site plan review of a new 10,824 square foot structure, per Section 18.44.010(A), in the General Commercial (C-3) zone and direct staff to file a Notice of Exemption as an in-fill project.

Project Location: 1201 West 155th Street (APN: 6113-001-042)

Applicant: DaVita, Incorporated

Commission Action: Commission adopted Resolution No. PC 15-16 approving Site Plan Review #9-16 and Conditional Use Permit #7-16 and directed Staff to file a Notice of Exemption as an in-fill project.

Call for Council Review, Appeal Decision, or Receive and File

(2) Mitigated Negative Declaration and Mitigation Monitoring Program #9-14 Site Plan Review #6-14 Conditional Use Permit #4-14

A request for conditional use permit to operate a members-only gas station with eight pumps (16 fueling stations) and associated attendant kiosk, per Section 18.46.030(C)(23), to approve site plan review of the new gas station, per Section 18.44.010(A), and to adopt a Mitigated Negative Declaration and Mitigation Monitoring Program for the project at an existing Sam's Club retail store in the General Commercial (C-3) zone.

Project Location: 1399 West Artesia Boulevard (APN: 6111-036-057)

Applicant: Sam's Real Estate Business Trust (Sam's Club)

Commission Action: Commission adopted Resolution No. PC 16-16 adopting Mitigated Negative Declaration and Mitigation Monitoring Program #9-14 and approving Site Plan Review #6-14 and Conditional Use Permit #4-14.

Call for Council Review, Appeal Decision, or Receive and File

ORAL COMMUNICATIONS

Oral Communications by the public will be heard for one-half hour at or before 8:30 p.m. or at the conclusion of the last agenda item commenced prior to 8:30 p.m. Oral Communications not concluded at that time shall be resumed at the end of the meeting after Council Reports. Speakers are to limit their remarks to three minutes, unless extended by the Mayor. An amber light will appear to alert the speaker when two minutes are complete and a red light will appear when three minutes are over. Your cooperation is appreciated.

8. DEPARTMENTAL ITEMS

A. ELECTED & ADMINISTRATIVE OFFICES

(1) PUBLIC HEARING: Sewer Rate Increase

ORDINANCE NO. 1769, Updating the Sewer Rates and Amending Chapter 13.26 of the Gardena Municipal Code Relating to the Sewer Use Fee:

(a) Certification of Ballot Results by City Clerk

(b) Introduction of Ordinance No. 1769

Staff Recommendation: Conduct a Public Hearing (Note: Each speaker's comments to be limited to three (3) minutes); Call for Certification of Ballot Results; Introduce Ordinance No. 1769

8. DEPARTMENTAL ITEMS (Continued)

A. ELECTED & ADMINISTRATIVE OFFICES (Continued)

- (2) Approval of Amended Terms of Existing Memorandums of Understanding (MOUs) with GPOA, GMEO, and GMEA, extending Benefits of GMEO Agreement to Non-Sworn and Unrepresented Classifications, and Authorizing Mayor Pro Tem to Execute
- (a) Approval of Amended Terms of Existing Memorandum of Understanding (MOU) with the Gardena Police Officers Association (GPOA) and Authorize Mayor Pro Tem to Execute
- (b) Approval of Amended Terms of Existing Memorandum of Understanding (MOU) with the Gardena Management Organization (GMEO) and Authorize Mayor Pro Tem to Execute
- (c) Approval of Amended Terms of Existing Memorandum of Understanding (MOU) with the Gardena Municipal Employees Association (GMEA) and Authorize Mayor Pro Tem to Execute
- (d) RESOLUTION NO. 6249, Adopting City of Gardena Classification and Compensation Plan, Effective July 3, 2016
Staff Recommendation: Approve Amended Terms of GPOA, GMEO, and GMEA MOUs and Adopt Resolution No. 6249
- (3) URGENCY ORDINANCE NO. 1771, Amending Chapter 18.66 of the Gardena Municipal Code Relating to Medical Cannabis, Adding Urgency Provisions Relating to Personal Cultivation of Marijuana, and Adopting a Moratorium on All Commercial Marijuana Activities
Staff Recommendation: Introduce and Adopt Urgency Ordinance No. 1771
- (4) City of Gardena Audit Reports for Fiscal Year Ended June 30, 2016 – Comprehensive Annual Financial Report (CAFR), Family Child Care, and Municipal Bus Line
Staff Recommendation: Approve and File Reports
- (5) City Council Authorization for City Manager to Enter into a Letter of Intent to Prepay the Ground Lease for Cell Tower at Vincent Bell Park, 14708 South Halldale Avenue, Gardena, with Phoenix Tower International
Staff Recommendation: Authorize City Manager to Enter into Letter of Intent
- (6) ORDINANCE NO. 1772: Amending Chapter 9.64 of Gardena Municipal Code Relating to Sex Offender Residency Restrictions
Staff Recommendation: Introduce Ordinance No. 1772
- (7) Verbal Reports: *(to be given by City Manager Mitchell G. Lansdell)*
- (a) Resolution No. 6245, adopted October 25, 2016, regarding Waiver of 180-day Waiting Period for City Manager, CalPERS Approval, pursuant to Employment Agreement for 960 hours or June 30, 2017
- (b) Civic Center Project: Public Safety Facility and Senior Citizens Center
- (c) Request City Council Approval to Study Revisions to 2006 Artesia Corridor Specific Plan relating to Economics of Residential and Commercial Development

8. DEPARTMENTAL ITEMS (Continued)

B. POLICE, STREETS & DEVELOPMENT SERVICES

- (1) Authorize Agreement with Convergent Technologies for the Upgrade of Wireless Technology for the Video Policing System in the Amount not to exceed \$125,000

Staff Recommendation: Authorize and Execute Agreement

- (2) Acceptance of Projects and Notice of Completion

139th Street Improvement

Western Avenue to Budlong Avenue, JN 893

All American Asphalt

Staff Recommendation: Accept and Order the Recordation of Notice of Completion

C. RECREATION, HUMAN SERVICES, PARKS & FACILITIES

- (1) RESOLUTION NO. 6248, Approval of Amendment 01 to Local Agreement Number CCTR-6075 with the California Department of Education for Fiscal Year 2016-17

Staff Recommendation: Adopt Resolution No. 6248

D. TRANSPORTATION

- (1) Award of Contract to EIGER TechSystems for Consulting Services in the amount of \$29,967.00

Staff Recommendation: Approve Award of Contract

9. COUNCIL ITEMS, DIRECTIVES, & REMARKS

A. COUNCIL ITEMS

- (1) Verbal Reports: *(to be given by Mayor Pro Tem Mark E. Henderson)*

(a) Attendance at Executive Education Forum, sponsored by USC Price School of Public Policy, on October 28-29, 2016

(b) Attendance at City Age "Build the Future" Conference in Los Angeles on November 10, 2016

(c) Attendance at Strategic Planning & Marketing event, on December 10, 2016

B. COUNCIL DIRECTIVES

C. COUNCIL REMARKS

(1) COUNCIL MEMBER CERDA

(2) COUNCIL MEMBER TERAUCHI

(3) COUNCIL MEMBER MEDINA

(4) MAYOR PRO TEM HENDERSON

10. ANNOUNCEMENTS

11. REMEMBRANCES

Mrs. Christine Kubo Loh, 58 years of age, beloved wife of Administration Manager Joseph Loh in the City of Gardena Transportation Department; Mrs. Wendy Wallin-Pandone, 73 years old, beloved sister of City Attorney Peter Wallin in the City of Gardena Elected and Administrative Offices; Mrs. Shirley Mataalii, 81 years of age, beloved mother-in-law of Nutrition Services Coordinator Lauren Mataalii, in the Senior Citizens Bureau of the City of Gardena Recreation, Human Services, Parks and Facilities Department; Mr. Eugene N. Painter, 85 years old, the former Superintendent of Human Services/Acting Recreation and Human Services Director for the City of Gardena, who retired in August 1994 after 18 years and 11 months of service to the City; Mr. Gerald "Jerry" Eugene Bruce, 77 years of age, former Police Officer with the City of Gardena Police Department, who retired in April 1998, after 29 years of service to the City; Mr. Albert Leonard Hernandez, 92 years old, long-time citizen and community activist in Gardena; Mr. Dwan D. Hurt, 53 years of age, beloved and well-known, long-time Head Coach of Boys Basketball, Dean, Alumnus, Mentor, and friend of Junipero Serra High School in Gardena; Mrs. Frances Midori Kaji, 88 years old, Gardena-born and long-time resident of the city who was active in church and community affairs, the beloved wife of City Treasurer Emeritus Bruce Kaji, and a 1996 Gardena Wall of Fame Honoree; Mrs. Ethel Barnes, long-time Gardena resident and community activist; Mrs. Virginia Castilla, 94 years old, who had made her home in Gardena since 1946; Mrs. Vicki Sekiguchi Granucci, 67 years of age, who has lived in Gardena since she was a teenager; Mrs. Asayo Hiraizumi, 96 years old, long-time resident of Gardena; Mrs. Sachiko Kamo Jackson, 75 years of age, long-time Gardena resident, whose legacy will be the many children she cared for in her home and taught them English; and Mrs. Lydia Naholowa'a Magnani, 88 years old, long-time resident of Gardena, survived by numerous family members and friends

12. ADJOURNMENT

The Gardena City Council will adjourn to a Regular City Council Meeting at 7:00 p.m. on Tuesday, January 10, 2017.

I hereby certify under penalty of perjury under the laws of the State of California that the foregoing agenda was posted in the City Hall lobby not less than 72 hours prior to the meeting. A copy of said Agenda is on file in the Office of the City Clerk.

Dated this 9th day of December, 2016

/s/ MINA SEMENZA
MINA SEMENZA, City Clerk

Certificate of Commendation

presented to

JANICE QUINN

In official acknowledgment and with deep appreciation
for 36 years 8 months of outstanding, dedicated service to



the **City of Gardena** as a

COMMUNITY SERVICES COUNSELOR

with the

Human Services Division
**Recreation, Human Services, Parks
and Facilities Department.**

*We, the Members of the City Council of the
City of Gardena, California, are pleased to present this
special recognition to you for your exceptional and long-time City
service, and express our sincere, best wishes for an enjoyable and
rewarding retirement, effective December 31, 2016.*



Presented ♦ 13th day of December, 2016

Ladna Corder
Councilmember

D. Martin
Councilmember

Thomas M. Mouchi
Councilmember

Mark E. Henderson
Councilmember

Certificate of Commendation

presented to

LAUREN MATAALII

In official acknowledgment and with deep appreciation
for 20 years 6 months of outstanding, dedicated service to

the **City of Gardena** as a

NUTRITION SERVICES COORDINATOR

with the

Senior Citizens Bureau
Recreation, Human Services, Parks
and Facilities Department.

*We, the Members of the City Council of the
City of Gardena, California, are pleased to present this
special recognition to you for your long-time City service, and express
our sincere, best wishes for an enjoyable and
rewarding retirement, effective December 30, 2016.*

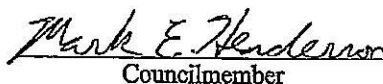


Presented ❖ 13th day of December, 2016


Councilmember


Councilmember


Councilmember


Councilmember

Certificate of Appreciation

presented to

Kathy Haynes

In acknowledgment of and extending official congratulations
upon receiving a

**"SILVER SUSTAINABILITY
LEADER AWARD"**

by the

South Bay Cities Council of Governments

on November 17, 2016,

for your over 500 cumulative hours of volunteer service with them.

❖ ❖ ❖ ❖ ❖

*We, the Members of the City Council of the City of Gardena, California,
deem it an honor and a privilege to extend our appreciation to one of Gardena's own
for the generous donation of your time which has not only benefited our community,
but the other member communities serviced by SBCCOG.*

❖ ❖ ❖

Presented this 13th day of December, 2016

Ladner Corder
Councilmember

D. Malin
Councilmember

Yumma Murochi
Councilmember

Mark E. Henderson
Councilmember

TO BE PROCLAIMED ONLY

“BILL OF RIGHTS DAY” “BILL OF RESPONSIBILITIES DAY”
— December 15, 2016 — AND — December 16, 2016 —

WE, THE PEOPLE, did ordain and establish a constitution of the United States of America to secure the blessings of liberty for ourselves and our posterity, and the Bill of Rights of the Constitution of the United States of America embodies the fundamental freedoms and individual liberties that we, as Americans, cherish.

In 1991, the Freedoms Foundation at Valley Forge, in commemoration of the Bicentennial of the *Bill of Rights*, offered a *Bill of Responsibilities* urging all Americans to accept the responsibility to secure our freedoms as individual members of a free society.

Also in 1991, California Legislators proclaimed that December 15 of each succeeding year be recognized as “Bill of Rights Day,” and that December 16 of each succeeding year be recognized as “Bill of Responsibilities Day,” in the State of California.

Gardena citizens do enjoy the blessings of liberty, the guarantees of the Bill of Rights, equal protection of the law under the Constitution, and the freedoms derived from it.

Therefore, December 15, 2016, and December 16, 2016, are proudly proclaimed to be

“BILL OF RIGHTS DAY”
and
“BILL OF RESPONSIBILITIES DAY”

respectively, in the City of Gardena, and all citizens are urged to be aware of these important days which remind us of our personal responsibility to safeguard the blessings of liberty and the ideals of justice and equal opportunity.

**MINUTES
Regular Meeting of the
City of Gardena City Council
Tuesday, October 25, 2016**

The regular meeting of the City Council of the City of Gardena, California, was called to order at 7:00 p.m. on Tuesday, October 25, 2016, in the Council Chamber of City Hall at 1700 West 162nd Street, Gardena, California; Mayor Pro Tem Mark E. Henderson presiding.

1. ROLL CALL

Present: Mayor Pro Tem Mark E. Henderson; Council Member Terrence Terauchi; Council Member Dan Medina; and Council Member Tasha Cerda. Other City officials and employees present: City Manager Mitchell G. Lansdell; City Attorney Peter L. Wallin; City Treasurer Ingrid Tsukiyama and Deputy City Clerk Becky Romero. City Clerk Mina Semenza was away on excused absence and was not present at the meeting.

At 7:00 p.m., the City Council recessed into Closed Session in the Management Information Center of the Council Chamber at City Hall, with the following in attendance: Mayor Pro Tem Mark E. Henderson; Council Member Terrence Terauchi; Council Member Dan Medina; Council Member Tasha Cerda; City Manager Mitchell G. Lansdell; and City Attorney Peter L. Wallin.

2. CLOSED SESSION

**A. CONFERENCE WITH LEGAL COUNSEL
EXISTING LITIGATION**

Government Code Section 54956.9(d)(1)

(1) City of Gardena v. Regional Water Quality Control Board, etc., et al
Los Angeles Superior Court Case No. BS1563472

(2) Kirk Clymer and Frank Lindsay v. City of Gardena, et al
Los Angeles District Court Case No. 2:15-cv-09634-DMG-E

Mayor Pro Tem Henderson reconvened the meeting to the Regular Open Session at 7:40 p.m. and the Deputy City Clerk noted the return of all Council Members who were present at the meeting.

When City Attorney Wallin was asked if there were any reportable actions taken, he stated that there was nothing to report with respect to Item 2.A(1). He did report regarding Item 2.A(2), indicating that Council had unanimously approved the mediator's recommendation to conditionally settle by the City considering an Ordinance which modifies the concentration restrictions currently in the code. He reported that a modifying Ordinance will be brought before Council at a later date.

3. PLEDGE OF ALLEGIANCE & INVOCATION

A. PLEDGE OF ALLEGIANCE

Darlene Vergas (5th Grade) and Ethan Rhodes, (5th Grade), both of 156th Street Elementary School, led the Pledge of Allegiance. Darlene is the school's Student Council President and Ethan is their Environmental Safety Officer. Both students introduced their families, who brought them to the meeting.

B. INVOCATION

Pastor Layne Wakuta, Youth Ministry Director at Gardena Valley Baptist Church, gave the Invocation.

4. PRESENTATIONS, PROCLAMATIONS, & APPOINTMENTS

A. PRESENTATIONS

- (1) "Conditional Support for West Basin Municipal Water District Proposed Ocean Water Desalination Project" – *was presented by West Basin Municipal Water District Assistant General Manager Shivaji Deshmukh and General Manager Richard Nagel.*

– the following individuals spoke in support of this project:

Rudy Rodriguez of Local Steam Fitters Union No. 250

Nolan Jamora, of Gardena Valley Democratic Club

Steve Sherman of Gardena Valley Lions Club

Mayor Pro Tem Henderson then asked about the Project Labor Agreement: How was it negotiated and is there a local hire component? He said he wants to ensure that Gardena residents have an opportunity to participate.

Mr. Deshmukh replied that they entered an agreement with a Building Trades Council to include six (6) specific projects with the Gardena lateral, as well as the Desalinization Program. It is a 5-year agreement and, if they were to move forward, they anticipate that it would be one of the biggest projects they would undertake and it will include local hiring focused in West Basin's service area as the first tier, as well as throughout Los Angeles County.

Mayor Pro Tem Henderson then asked about the \$60 a year increase in perpetuity; does it decrease after the Desalinization plant is up and running?

Mr. Deshmukh replied that it's a rough estimate; based on the fact that they look at the unit costs of the different water supplies. If other water supplies are not available, it's difficult to compare costs. West Basin is making assumptions about costs if other water supplies are not available. It is a little challenging to factor in the reliability from a rough estimate based on the assumptions used; but it's approximately a \$60 a year increase.

Mayor Pro Tem Henderson then spoke about their report of wanting the initial desalination site to be in El Segundo and the alternative site in Redondo Beach and asked why they haven't made their "Conditional Support" presentation to those two cities?

Mr. Deshmukh then replied that their preferred site is in the environmental review process for El Segundo, an NRG Facility that they view as an industrial one, but the EIR requires alternative sites.

Council Member Terauchi then stated and he knows that West Basin has done studies on the impact of desalination. The studies of which he is aware were presented to the South Bay Cities Council of Government had to do with the intake of the water. No study was done of the discharge; the discharge of the residue that was piped out about a mile away in Manhattan Beach. No study has been done about that discharge in the Manhattan Beach area. He asked if that has been resolved, are there any studies and what were the results?

Mr. Deshmukh responded that the number of studies shown in tonight's presentation showed, especially in Redondo Beach, that it demonstrated that they did a number of studies at the demonstration facility; they did focus on the impact of the discharge to the local marine life to that salty stream. West Basin has exhaustive survey of the marine life affected by the discharge in Redondo Beach. Those studies will help lead to the results of the environmental impact report. As they develop this report they are using those results.

Council Member Medina stated he had the privilege of going to Carlsbad and spoke with some of the directors who do desalinization with Israel. They are working to capture the brine and to find other ways to make money; those things are progressively getting bigger and better. One may call Carlsbad and ask to attend one of their tours. They will show visitors how the system works; it comes to a point that desalinization may be the only way we get our water in southern California. Two-thirds of the water is up north and one-third is down here and the population is are growing more and more every year. He said he is very much in favor of this project.

4. PRESENTATIONS, PROCLAMATIONS, & APPOINTMENTS (Continued)

A. PRESENTATIONS (Continued)

- (1) "Conditional Support for West Basin Municipal Water District Proposed Ocean Water Desalination Project" (Continued)

Council Member Cerda asked, for clarification, if the city of El Segundo is in favor of the project?

Mr. Deshmukh replied that West Basin has not presented it to the El Segundo City Council.

Council Member Cerda then asked if they have other alternative sites to consider.

Mr. Deshmukh replied that right now they only have the two sites.

Mayor Pro Tem Henderson then asked that if they are not in favor, wouldn't we want to get their buy in since we don't live on the shoreline; it will be a direct impact on them.

Mr. Nagel then spoke and replied that it is their plan to present this update to them; that they are in the field with a number of cities and plan to be in touch with other City Councils at their council meetings.

Mayor Pro Tem Henderson then questioned that if the site cities are not in support, what happens to West Basin's project?

Mr. Nagel replied that they feel very confident that they will be in support. If not, they'll have to work with the City of Los Angeles Scattergood plant; it is important to have these conversations and to secure the sites.

Mayor Pro Tem Henderson then asked that if they don't support it, will Gardena still remain in Tier 1 of the PLA relative to employment? He also commented that it seems as though West Basin should have first started with the cities it was going to affect.

Mr. Nagel then replied any project in which West Basin is the lead, it will have a Project Labor Agreement.

Council Member Medina then stated that any city that would be against it would be foolish because it's a win/win situation. Most of the logical cities will say yes.

Council Member Terauchi then added that he thinks the City of Gardena should make a conditional motion before a formal one that the project meet all the required and surpass all of the environmental professional requirements by the State with the West Basin current recycling program.

City Manager Lansdell then reminded the City Council that this item was a presentation only; that any action will have to be brought back as an action Agenda item.

Council Member Cerda asked that if just a letter of support from the Council is needed, does it need to be agendized?

City Manager Lansdell then responded that, if the Council wants to take action as a directive, it will need to be agendized.

4. **PRESENTATIONS, PROCLAMATIONS, & APPOINTMENTS (Continued)**

B. **PROCLAMATIONS**

- (1) "2016 Small Business Saturday," November 26, 2016 – *was proclaimed by Mayor Pro Tem Henderson*

C. **APPOINTMENTS**

- (1) Council Appointments to Commissions, Committees, Board, and Council

(a) **ADD ON:** Human Services Commission

- (1) Ms. LaWanda Staten – Appointment recommendation by Mayor Pro Tem Henderson
Council unanimously agreed to appoint Ms. Staten to the Human Services Commission and Ms. Staten was sworn into office

5. **CONSENT CALENDAR**

A. **WAIVER OF READING IN FULL OF ALL ORDINANCES LISTED ON THIS AGENDA AND THAT THEY BE READ BY TITLE ONLY**

B. **CITY CLERK**

- (1) **Approved:** Minutes of

- (a) City Council Regular Meeting, October 11, 2016

- (2) **Approved:** Affidavit of Posting Agenda on October 21, 2016

C. **CITY TREASURER**

- (1) **Approved:** Warrants / Payroll Register

- (a) October 25, 2016: Wire Transfer No. 11532-11535; Prepay Nos. 140810-140817 and Check Nos. 140818-141040 for a total amount of \$1,439,968.06: Total Payroll Issued October 14, 2016: \$1,489,829.72; and

D. **CITY MANAGER**

- (1) **Approved:** Personnel Report No. P-2016-18

It was moved by Council Member Medina, seconded by Council Member Terauchi, and carried by the following roll call vote to Adopt the Consent Calendar:

Ayes: Council Members Medina, Terauchi, and Cerda, and Mayor Pro Tem Henderson

Noes: None

Absent: None

6. **EXCLUDED CONSENT CALENDAR**

7. **PLANNING & ENVIRONMENTAL QUALITY COMMISSION ACTION SHEET**

A. **OCTOBER 18, 2016 MEETING – Meeting Cancelled**

ORAL COMMUNICATIONS

- (1) Chris Bennett, resident – reported that he feels he was treated unprofessionally by personnel at the Nakaoka Community Center when he tried to make a reservation for an event related to his Ministry. He also suggested that our website be made more user friendly, especially regarding the posting of information about how one would rent out the Nakaoka Center.
- (2) Cheral Sherman, VP of Friends of Gardena Willows Wetland Preserve – invited everyone to the following Willows events: 1) "Big Workday," an all-day event, on Saturday, November 5, 2016, 8:00 a.m. to 4:00 p.m. Lunch, water, and gloves will be furnished; and 2) The 10th Anniversary of the Preserve Celebration, where past and future goals will be shared on Sunday, November 13, 2016, 1:00 p.m. to 4:00 p.m. Refreshments will be served.

8. DEPARTMENTAL ITEMS

A. ELECTED & ADMINISTRATIVE OFFICES

(1) Resolutions relating to the General Municipal Election to be held on Tuesday, March 7, 2017

- (a) RESOLUTION NO. 6243, Calling and Giving Notice of the Holding of a General Municipal Election to be held on Tuesday, March 7, 2017, for the Election of Certain Officers as Required by the Provisions of the Laws of the State of California relating to General Law Cities

RESOLUTION NO. 6243

A RESOLUTION OF THE CITY COUNCIL OF THE CITY OF GARDENA, CALIFORNIA, CALLING AND GIVING NOTICE OF THE HOLDING OF A GENERAL MUNICIPAL ELECTION TO BE HELD ON TUESDAY, MARCH 7, 2017, FOR THE ELECTION OF CERTAIN OFFICERS AS REQUIRED BY THE PROVISIONS OF THE LAWS OF THE STATE OF CALIFORNIA RELATING TO GENERAL LAW CITIES

- (b) RESOLUTION NO. 6244, Requesting the Board of Supervisors of the County of Los Angeles to Direct the Registrar-Recorder/County Clerk to Administer, Manage and Oversee the City of Gardena's General Municipal Election to be held on Tuesday, March 7, 2017; and Request for Consolidation of the General Municipal Election with any Countywide Election held on March 7, 2017

RESOLUTION NO. 6244

A RESOLUTION OF THE CITY COUNCIL OF THE CITY OF GARDENA, CALIFORNIA, REQUESTING THE BOARD OF SUPERVISORS OF THE COUNTY OF LOS ANGELES TO DIRECT THE REGISTRAR-RECORDER/COUNTY CLERK TO ADMINISTER, MANAGE AND OVERSEE THE CITY OF GARDENA'S GENERAL MUNICIPAL ELECTION TO BE HELD ON TUESDAY, MARCH 7, 2017; AND REQUEST FOR CONSOLIDATION OF THE GENERAL MUNICIPAL ELECTION WITH ANY COUNTYWIDE ELECTION HELD ON MARCH 7, 2017

- (c) RESOLUTION NO. 6246, Adopting Regulations for Candidates for Elective Office pertaining to Candidates Statements submitted to the Voters at an Election to be held on Tuesday, March 7, 2017

RESOLUTION NO. 6246

A RESOLUTION OF THE CITY COUNCIL OF THE CITY OF GARDENA, CALIFORNIA, ADOPTING REGULATIONS FOR CANDIDATES FOR ELECTIVE OFFICE PERTAINING TO CANDIDATES STATEMENTS SUBMITTED TO THE VOTERS AT AN ELECTION TO BE HELD ON TUESDAY, MARCH 7, 2017

City Manager Lansdell presented the Staff Report for Resolutions Nos. 6243, 6244, and 6246.

Mayor Pro Tem Henderson asked if we will be using the same Election Consultant that we have used in the past, and when is the filing period? He then asked if the candidates who have outstanding debts to the City be required to have those debts paid in full before they can run for another office?

8. DEPARTMENTAL ITEMS (Continued)

A. ELECTED & ADMINISTRATIVE OFFICES (Continued)

- (1) Resolutions relating to the General Municipal Election to be held on Tuesday, March 7, 2017
(Continued)

City Manager Lansdell responded to the questions and said that the City will not be using Martin & Chapman since Los Angeles County is conducting the election; the filing period will be from November 14, 2016 through December 9, 2016; and the City will require a deposit when the required paperwork is filed and any outstanding debts will need to be fulfilled before another deposit can be accepted.

Council Member Cerda asked will the polling locations be spread further apart?

City Manager Lansdell replied polling locations have not yet been determined by the County.

Council Member Medina asked if the deposits made by the Candidate will be a public record?

City Manager Lansdell replied that yes, they are public record.

It was moved by Council Member Medina, seconded by Council Member Terauchi, and carried by the following roll call vote to Adopt Resolution Nos. 6243, 6244, and 6246:

Ayes: Council Members Medina, Terauchi, and Cerda, and Mayor Pro Tem Henderson

Noes: None

Absent: None

- (2) U.S. Department of Housing and Urban Development (HUD) CONSOLIDATED ANNUAL PERFORMANCE AND EVALUATION REPORT (CAPER) for Program Year 2015-2016

City Manager Lansdell presented the Staff Report.

Mayor Pro Tem Henderson asked about when there are any funds remaining after a project is completed, what happens with that money? Does it remain in the CDBG Fund or does it go into the General Fund? He also asked how businesses are notified that they can participate in this program? He continued if a third inquiry, regarding if the City wanted to create new rebate programs for Crenshaw Boulevard or Normandie Avenue, would it take Council action?

City Manager Lansdell replied the grant program that must be used and allocated is set forth by HUD; each year as we go through the Action Plan that money is reprogrammed; we report how much money is spent and what was accomplished for that year; information is distributed within our community and is also on our website; currently, the approved rebate program for businesses is Western, as well as Rosecrans; if you wanted to create additional new ones, they could be added at the time we review the Action Plan.

– By Council consensus, the Report was Received and Filed

- (3) URGENCY ORDINANCE NO. 1771: Amending Chapter 18.66 of the Gardena Municipal Code Relating to Medical Cannabis, Adding Urgency Provisions relating to Personal Cultivation of Marijuana, and Adopting a Moratorium on All Commercial Marijuana Activities

Before considering this item, Staff respectfully requested, and Council unanimously agreed, that Urgency Ordinance No. 1771 would be tabled and brought back for consideration at the December 13, 2016, Council Meeting, if needed, following the outcome of Proposition 64 at the November 8, 2016, Election.

8. DEPARTMENTAL ITEMS (Continued)

- B. POLICE, STREETS & DEVELOPMENT SERVICES – *No Items*
- C. RECREATION, HUMAN SERVICES, PARKS & FACILITIES – *No Items*
- D. TRANSPORTATION – *No Items*

9. COUNCIL ITEMS, DIRECTIVES & REMARKS

- A. COUNCIL ITEMS – *No Items*
- B. COUNCIL DIRECTIVES – *No Items*
- C. COUNCIL REMARKS

- (1) COUNCIL MEMBER TERAUCHI – reported that he attended the ribbon cutting for the ground breaking of the new KB Home development. Land that was formerly a Japanese nursery is now set for development of 96-units located on Normandie Avenue just south of Rosecrans Avenue. It looks very promising and is going to be great. This development will certainly give a boost to the local community.
- (2) COUNCIL MEMBER MEDINA – shared that, since the last Council Meeting he attended the Vector Control District regular meeting and was told in the meeting that the Zika Virus is becoming a major problem in the Southeast area of the state, such as in San Diego, and even as close as Carlsbad. The District is actively working to develop new ways to help eliminate the Zika Virus from spreading. This is especially critical for women who are pregnant and for very young children. He asked the residents to be aware of areas around their homes, to clear standing water.

Medina also attended a meeting regarding ongoing litigation amongst cities in the State of California and everything looks positive; he attended and entertained at the annual AYSO Soccer tournament for physically challenged children; it was very uplifting. Along with Mayor Pro Tem Henderson, he attended a special awards dinner, the 2016 Franklin and Eleanor Roosevelt Democrat dinner and made a “shout out” to his wife, Susana Medina, who was the recipient of the 2016 Democrat of the Year Award from the 66th State Assembly District.
- (3) COUNCIL MEMBER CERDA – reported that she attended several events since the last Council Meeting: the Japanese Cultural Institute (JCI) Community Shake Out and Emergency Preparedness Fair; a 24-hour Voter Registration Marathon hosted by Congresswoman Maxine Waters; the KB Home ribbon cutting, ground breaking ceremony; the South Bay Workforce Investment Board (SBWIB) Annual Alumni Awards and spoke about some positive examples of the benefits of participating in the many programs they offer. She ended her report with a reminder that, on Friday, November 11, 2016, starting at 11:00 a.m. the 44th Annual Veterans Days Service will be held at the Civic Center Lawn, honoring our local Veterans.
- (4) MAYOR PRO TEM HENDERSON – reported that he also attended the Annual Alumni Awards at the SBWIB; the JCI Community Shake Out & Emergency Preparedness Fair; and the 24-hour Voter Registration Marathon. He encouraged everyone to get out and vote on Tuesday, November 8, 2016. He spoke about the “Open City Hall” he hosts and said he wants to make sure that he is always available for the community.

10. ANNOUNCEMENTS

- (1) "Veterans Day Services" to be held on Friday, November 11, 2016, 11:00 a.m., on the steps and lawn in front of Nakaoka Community Center.
- (2) "2016 Small Business Saturday" on November 26, 2016; come out and support all the small businesses in our community.

11. REMEMBRANCES

Ms. Kazuye Oye, 90 years old, long-time resident of Gardena, survived by her sister, Fumi Ishino, and many loving nieces and nephews.

12. ADJOURNMENT

At 9:15 p.m., Mayor Pro Tem Henderson adjourned the Gardena City Council Meeting.

With the consensus of the Members of City Council, because the next Regular Meeting of the City Council will fall on the National and State Election Day, November 8, 2016, that meeting will not be held. Also, due to the fact that the Regular City Council Meeting that would be held next month on Tuesday, November 22, 2016, falls in the week prior to Thanksgiving, that Meeting will also be cancelled.

Therefore, the Council Meeting was adjourned to a Regular City Council Meeting to be held on Tuesday, December 13, 2016, beginning at 7:00 p.m.

MINA SEMENZA
City Clerk of the City of Gardena and
Ex-officio Clerk of the Council

By: _____
Becky Romero, Deputy City Clerk

APPROVED:

Mark E. Henderson, Mayor Pro Tem

CITY OF GARDENA
PLANNING & ENVIRONMENTAL QUALITY COMMISSION
TUESDAY, SEPTEMBER 20, 2016, MEETING

* * *

Called to order by Vice-Chairman Jamora at 7:00 P.M.

ROLL CALL

Present: Brenda Jackson, Philip Johnson, Nolan Jamora
Absent: Steve Sherman, Harout Kaskanian
Also in Attendance: Mitchell G. Lansdell, City Manager
Peter Wallin, City Attorney
Raymond Barragan, Community Development Manager
Lawson Chew, Planning Assistant

PLEDGE OF ALLEGIANCE

Led by Commissioner Johnson.

APPROVAL OF MINUTES

A motion was made by Commissioner Johnson and seconded by Commissioner Jackson to approve the minutes of the September 9, 2016, meeting. The minutes were approved 3-0.

Ayes: Johnson, Jackson, Jamora
Noes: None
Absent: Sherman, Kaskanian

PUBLIC HEARING

Agenda Item #5

Conditional Use Permit #2-16

A request to allow the on-site sale and consumption of beer and wine as part of a wide variety of beverage offered ancillary to the existing 775 square foot instructional art studio establishment in the General Commercial (C-3) zone.

Project location: 14800 South Western Avenue (APN: 6103-022-090)

Applicant: Frances McIver

Planning Assistant Lawson Chew presented the Staff Report and recommended that the Planning and Environmental Quality Commission adopt Resolution No. PC 12-16 approving Conditional Use Permit #2-16 to allow the on-site sale and consumption of beer and wine as part of a wide variety of beverage offered ancillary to the existing 775 square foot instructional art studio establishment in the General Commercial (C-3) zone and direct Staff to file a notice of exemption.

Commissioner Jackson asked if there would be a maximum amount that the customers would be allowed to drink.

Mr. Chew responded that the topic was not discussed between the Planning Division and the applicant.

City Attorney, Peter Wallin, stated that the customers would not be served additional drinks if the customer was deemed inebriated, consistent with Alcoholic Beverage Control provisions.

Vice-Chairman Jamora opened the public hearing.

Vice-Chairman Jamora closed the public hearing.

MOTION: It was moved by Commissioner Jackson and seconded by Commissioner Johnson to adopt Resolution No. PC 12-16 approving Conditional Use Permit #2-16 subject to attached conditions of approval and directing Staff to file a Notice of Exemption as an existing facility.

The motion passed by the following roll call vote:

Ayes: Jackson, Johnson, Jamora
Noes: None
Absent: Sherman, Kaskanian

ORAL COMMUNICATIONS FROM THE PUBLIC

Vice-Chairman Jamora called for oral communications from the public. No member of the public came forward to speak.

COMMUNITY DEVELOPMENT DIRECTOR'S REPORT

City Manager, Mitchell Lansdell stated that South Normandie and South Western Avenue traffic is being impacted due to Golden State Water Projects to replace piping. Recycled water piping will help to save a large amount of usable water.

The Food, Wine, and Cigar Festival will be held at Gardena City Hall on Saturday, September 24, 2016.

PLANNING AND ENVIRONMENTAL QUALITY COMMISSION REPORTS

No report.

ADJOURNMENT

Vice-Chairman Jamora adjourned the meeting at 7:20 P.M.

Respectfully submitted,

MITCHELL G. LANSDELL
City Manager

NOLAN JAMORA, Vice-Chairman
Planning & Environmental Quality Commission

CITY OF GARDENA
PLANNING & ENVIRONMENTAL QUALITY COMMISSION
TUESDAY, NOVEMBER 1, 2016, MEETING

* * *

Called to order by Vice-Chairman Jamora at 7:00 P.M.

ROLL CALL

Present: Philip Johnson, Steve Sherman, Nolan Jamora
Absent: Brenda Jackson, Harout Kaskanian
Also in Attendance: Mitchell G. Lansdell, City Manager
Peter Wallin, City Attorney
Raymond Barragan, Community Development Manager
William Kavadas, Planning Assistant

PLEDGE OF ALLEGIANCE

Led by Commissioner Sherman.

APPROVAL OF MINUTES

A motion was made by Commissioner Sherman and seconded by Commissioner Johnson to approve the minutes of the September 20, 2016, meeting. The minutes were approved 3-0.

Ayes: Sherman, Johnson, Jamora
Noes: None
Absent: Jackson, Kaskanian

PUBLIC HEARING

Agenda Item #5

Conditional Use Permit #4-16

A request to allow the on-site sale of beer and wine as part of meal service at a new 3,018 square foot restaurant located in the General Commercial (C-3) zone and direct staff to file a notice of exemption as an existing facility.

Project location: 15400 South Western Avenue Unit B and C (APN: 6103-015-007)

Applicant: Man Thanh Lam/Jobe Dynasty Inc.

Planning Assistant William Kavadas presented the Staff Report and recommended that the Planning and Environmental Quality Commission adopt Resolution No. PC 13-16 approving Conditional Use Permit #4-16 to allow the on-site sale of beer and wine as part of meal service at a new 3,018 square foot restaurant located in the General Commercial (C-3) zone and direct staff to file a notice of exemption.

Vice-Chairman Jamora opened the public hearing and invited the applicant to speak.

Applicant representative Chris Su, 15400 South Western Avenue, Gardena, came forward to discuss the project. Mr. Su stated this would be the fourth Stinkin Cajun restaurant and that he was very excited to do business in Gardena. Mr. Su stated that

alcohol sales make up approximately ten percent of their sales and compliment the spicy seafood menu. He stated that employees are trained regarding alcohol consumption and none of their locations have had any alcohol related issues.

Vice-Chairman Jamora asked about the menu.

Mr. Su responded that the menu consists of seafood boil mixed with special sauces. Appetizers would also be served including fries, wings, gumbo, and the like.

Vice-Chairman Jamora closed the public hearing.

MOTION: It was moved by Commissioner Sherman and seconded by Commissioner Johnson to adopt Resolution No. PC 13-16 approving Conditional Use Permit #4-16 subject to attached conditions of approval (Exhibit A) and directing Staff to file a Notice of Exemption.

The motion passed by the following roll call vote:

Ayes: Sherman, Johnson, Jamora
Noes: None
Absent: Jackson, Kaskanian

ORAL COMMUNICATIONS FROM THE PUBLIC

Vice-Chairman Jamora called for oral communications from the public. No member of the public came forward to speak.

COMMUNITY DEVELOPMENT DIRECTOR'S REPORT

City Manager Mitchell Lansdell stated that City Council voted to consolidate the Municipal election with the County election and have County officials conduct the election. Voting will be done in Gardena, but County will conduct the official counting and related actions. Filing period will open November 14, 2016 and will close December 9, 2016.

PLANNING AND ENVIRONMENTAL QUALITY COMMISSION REPORTS

No report.

ADJOURNMENT

Vice-Chairman Jamora adjourned the meeting at 7:15 P.M.

Respectfully submitted,

MITCHELL G. LANSDELL
City Manager

NOLAN JAMORA, VICE-CHAIRMAN
Planning and Environmental Quality Commission

CITY OF GARDENA
PLANNING & ENVIRONMENTAL QUALITY COMMISSION
TUESDAY, NOVEMBER 15, 2016, MEETING

* * *

Called to order by Chairman Kaskanian at 7:00 P.M.

ROLL CALL

Present: Brenda Jackson, Philip Johnson, Nolan Jamora, Harout Kaskanian
Absent: Steve Sherman
Also in Attendance: Mitchell G. Lansdell, City Manager
Peter Wallin, City Attorney
Raymond Barragan, Community Development Manager
William Kavadas, Planning Assistant

PLEDGE OF ALLEGIANCE

Led by Commissioner Jackson.

APPROVAL OF MINUTES

A motion was made by Commissioner Johnson and seconded by Vice-Chairman Jamora to approve the minutes of the November 1, 2016, meeting with the correction that Vice-Chairman Jamora called the meeting to order instead of Chairman Kaskanian. The minutes were approved 4-0.

Ayes: Johnson, Jamora, Jackson, Kaskanian
Noes: None
Absent: Sherman

PUBLIC HEARING

Agenda Item #5

Site Plan Review #10-16

A request to construct a new 3,015 square foot shell commercial building in an existing shopping center located in the General Commercial/Mixed-Use Overlay (C-3/MUO) zone and direct staff to file a Notice of Exemption as an in-fill project.

Project Location: 15410 South Western Avenue (APN: 6103-015-050)

Applicant: Edward Yoon

Planning Assistant William Kavadas presented the Staff Report and recommended that the Planning and Environmental Quality Commission adopt Resolution No. PC 14-16 approving Site Plan Review #10-16 to construct a new 3,015 square foot shell commercial building in an existing shopping center located in the General Commercial/Mixed-Use Overlay (C-3/MUO) zone and direct staff to file a notice of exemption.

Chairman Kaskanian opened the public hearing and invited the applicant to speak.

Applicant, Edward Yoon, 17802 Cottonwood Court, Carson, California, 90746 invited his architect to come speak on the project.

Architect, Ung Lee, 3435 Wilshire Boulevard, Suite 1740, Los Angeles, California 90010, stated that the design of the building was meant to complement the existing architecture on site.

Chairman Kaskanian closed the public hearing.

Commissioner Jackson stated that she liked the design and landscaping for the building.

MOTION: It was moved by Vice-Chairman Jamora and seconded by Commissioner Jackson to adopt Resolution No. PC 14-16 approving Site Plan Review #10-16 subject to attached conditions of approval (Exhibit A) and directing Staff to file a Notice of Exemption as an in-fill project.

The motion passed by the following roll call vote:

Ayes:	Jamora, Jackson, Johnson, Kaskanian
Noes:	None
Absent:	Sherman

ORAL COMMUNICATIONS FROM THE PUBLIC

Chairman Kaskanian called for oral communications from the public. No member of the public came forward to speak.

COMMUNITY DEVELOPMENT DIRECTOR'S REPORT

City Manager Mitchell Lansdell stated that the next City Council Meeting will be December 13, 2016 and sewer-fee increase will be discussed. Interviews for the Director of General Services will take place this week. The goal is to have the new director by the start of the new year.

PLANNING AND ENVIRONMENTAL QUALITY COMMISSION REPORTS

Commissioner Johnson questioned the work being conducted at King's Carwash and surveying work being conducted in the rear of the parcel.

Community Development Manager Raymond Barragan stated that a permit is on file with the Community Development Department for flatwork on the carwash site. Surveyors in the rear of the property are connected to the property owners who is doing due diligence on the property. There is no official project submitted for work in the rear of the parcel.

Commissioner Jackson stated that The Ditch Farmers Market has now opened and she has heard that the vendors are successful.

Mr. Lansdell stated that the City Hall Christmas tree lighting will take place on the 29th of November.

ADJOURNMENT

Chairman Kaskanian adjourned the meeting at 7:20 P.M.

Respectfully submitted,

MITCHELL G. LANSDELL
City Manager

HAROUT KASKANIAN, CHAIRMAN
Planning and Environmental Quality Commission

MEMORANDUM

TO: Honorable Mayor and City Council
FROM: Treasurer's Department
DATE: December 8, 2016
SUBJECT: WARRANT REGISTER
PAYROLL REGISTER

(a) November 8, 2016 TOTAL WARRANTS ISSUED: \$858,342.49

Wire Transfer: 11536-11538
Prepay: 141041-141043
Check Numbers: 141044-141195
Checks Voided:
Total Pages of Register: 18

(b) November 22, 2016 TOTAL WARRANTS ISSUED: \$1,471,587.24

Wire Transfer: 11539-11542
Prepay: 141196-141202
Check Numbers: 141203-141412
Checks Voided:
Total Pages of Register: 24

(c) December 13, 2016 TOTAL WARRANTS ISSUED: \$2,416,257.49

Wire Transfer: 11543-11546
Prepay: 141413-141425
Check Numbers: 141426-141658
Checks Voided:
Total Pages of Register: 28

October 28, 2016 TOTAL PAYROLL ISSUED: \$1,874,578.71
November 10, 2016 TOTAL PAYROLL ISSUED: \$1,597,810.00
November 25, 2016 TOTAL PAYROLL ISSUED: \$1,923,957.53


J. Ingrid Tsukiyama, City Treasurer

Cc: City Clerk

myself & best of

vchlist
11/04/2016 11:28:24AM

Voucher List
CITY OF GARDENA

Page: 1

Bank code : usb

Voucher	Date	Vendor	Invoice	PO #	Description/Account	Amount
11536	10/27/2016	106110 ADVANCED BENEFIT SOLUTIONS, LLC	102716		HEALTH INSURANCE CLAIMS	72,274.97
					Total :	72,274.97
11537	10/27/2016	104058 ADMINISURE, INC.	102716		WORKERS' COMP CLAIMS ADMINISTR	24,185.01
					Total :	24,185.01
11538	11/3/2016	104058 ADMINISURE, INC.	110316		WORKERS' COMP CLAIMS ADMINISTR	14,560.37
					Total :	14,560.37
141041	10/25/2016	113299 MERRIMAC ENERGY GROUP	2162685/86	037-09522	87 OCTANE REGULAR UNLEADED FUE	37,367.81
					Total :	37,367.81
141042	11/4/2016	619004 GOLDEN STATE WATER CO.	102016		WATER	24,045.43
					Total :	24,045.43
141043	11/4/2016	619003 SOUTHERN CALIFORNIA EDISON	102516		LIGHT & POWER	12,125.82
					Total :	12,125.82
141044	11/8/2016	109324 ABAYA, NAIDO	CIT #188128851		CITATION CORRECTION REFUND	77.00
					Total :	77.00
141045	11/8/2016	104058 ADMINISURE, INC.	9671	023-01081	WORKERS' COMP CLAIMS ADMINISTR	8,560.00
					Total :	8,560.00
141046	11/8/2016	106110 ADVANCED BENEFIT SOLUTIONS, LLC	NOVEMBER 2016		HEALTH, DENTAL & LIFE INSURANCE	125,476.40
					Total :	125,476.40
141047	11/8/2016	101748 AFTERMARKET PARTS COMPANY LLC, THE	81016479	037-09406	BOTTLE - FIRE SUPPRESSION SYSTEM	3,875.43
			81033229		SENDER- AIR PRESSURE, GASKET,	198.65
			81044550	037-09510	VARIOUS AUTO PARTS	3,632.22
			81045383	037-09510	GLASS	21.78
			81048228	037-09511	CUSHION ASSEMBLY & RELEASE AIR P	460.19
			81048261	037-09511	ENGINE ASSEMBLY, SCREW & RETAINI	636.72
			81050098	037-09476	OVERHEAD STANCHION	278.15
			81060939	037-09511	COVER LATCH	7.29
					Total :	9,110.43

Page: 1

Bank code : usb

Voucher	Date	Vendor	Invoice	PO #	Description/Account	Amount
141048	11/8/2016	109320 AMERICAN INTEGRATED RESOURCES	B/L #35632		BUSINESS LICENSE FEE OVERPAYMEI	69.75
					Total :	69.75
141049	11/8/2016	101882 AMERICAN PUBLIC TRANSPORTATION, ASSO	089367		CLASSIFIED AD - TRANSIT ADMIN OFFI	325.57
					Total :	325.57
141050	11/8/2016	108345 ARIZONA STATE UNIVERSITY	BVS0050-06		AB109 EVALUATION: A PROCESS & OU	23,306.41
					Total :	23,306.41
141051	11/8/2016	108867 ARKADIN, INC.	C241177102016		ACCUCONFERENCE CONFERENCE CA	121.82
					Total :	121.82
141052	11/8/2016	109318 ARMSTRONG & ACEVES, CONSTRUCTION IN	B/L #33776		BUSINESS LICENSE FEE OVERPAYMEI	37.50
					Total :	37.50
141053	11/8/2016	106970 ASSETWORKS LLC	664-10341	037-09525	FIXED ASSET INVENTORY PROJECT	3,920.00
			664-10377	037-09525	FIXED ASSET INVENTORY PROJECT	1,680.00
					Total :	5,600.00
141054	11/8/2016	104687 AT&T	8721109		TELEPHONE	232.27
			8721110		TELEPHONE	288.20
			8721420		TELEPHONE	9,980.86
			8766888		TELEPHONE	33.74
			8766889		TELEPHONE	86.29
			8766905		TELEPHONE	33.74
			8766913		TELEPHONE	33.74
			8766914		TELEPHONE	86.91
					Total :	10,775.75
141055	11/8/2016	100474 AT&T LONG DISTANCE	071216		TELEPHONE	29.30
			081216		TELEPHONE	15.99
			091216		TELEPHONE	16.43
			101216		TELEPHONE	16.64
					Total :	78.36
141056	11/8/2016	100964 AT&T MOBILITY	828667974X10162016		IT CELL PHONE ACCT #828667974~	708.09
			834935325X10162016CD		CDD CELL PHONE ACCT #834935325~	157.91
			834935325X10162016PW		PW IPAD ACCT #834935325 ~	27.91

vchlist
11/04/2016 11:28:24AM

Voucher List
CITY OF GARDENA

Page: 3

Bank code : usb

Voucher	Date	Vendor	Invoice	PO #	Description/Account	Amount
141056	11/8/2016	100964 AT&T MOBILITY	(Continued) 835577878X11012016		PD CELL PHONE ACCT #835577878~ Total :	862.08 1,755.99
141057	11/8/2016	801345 ATKINSON-BAKER, INC.	AA08E2F AB		CERTIFIED COPY OF TRANSCRIPT - I. Total :	885.75 885.75
141058	11/8/2016	102400 BAYSIDE MEDICAL CENTER	8902 8902 BUS 9189 9257 9285 BUS 9285 PW		DOT/DMV PE-NEW - W. PITCHFORD DOT/DMV PE-NEW - G. BRANCH, C. BAT & D/S, DOT/DMV PE-NEW - D. BRIT BLOOD DRAW - T. AOYAGI, L. FOBIA-ST DOT/DMV PE-NEW - H. SOSA, C. REED BAT & D/S, DOT/DMV - D. KIRKWOOD, L Total :	50.00 325.00 280.00 190.80 415.00 100.00 1,360.80
141059	11/8/2016	802155 BAYSIDE REPORTING COMPANY	8613 8614		TRANSCRIPT ORIGINAL & COPY - ARRI TRANSCRIPT ORIGINAL & COPY - ARRI Total :	1,120.00 1,520.60 2,640.60
141060	11/8/2016	102035 BD WHITE TOP SOIL CO., INC.	77666		TREE PROGRAM SUPPLIES Total :	43.60 43.60
141061	11/8/2016	109329 BELTRAN, RIGOBERTO	PERMIT #14903		PERMIT DEPOSIT REFUND - 2145 W 14 Total :	2,500.00 2,500.00
141062	11/8/2016	102115 BGH INTERPRETING SERVICES	36155		INTERPRETING SERVICES - ARREOLA Total :	610.00 610.00
141063	11/8/2016	202112 BOWLING, BRAD	11/16-11/18		CTA 51ST ANNUAL FALL CONFERENCE Total :	428.30 428.30
141064	11/8/2016	103029 CALIFORNIA FENCE & SUPPLY	T16319IN		STREET MAINT SUPPLIES Total :	130.80 130.80
141065	11/8/2016	803420 CARPENTER, ROTHANS & DUMONT, LAW OFI	28014 28028 28029 28030		PROFESSIONAL SERVICES - M. ARREC PROFESSIONAL SERVICES - S. CASTR PROFESSIONAL SERVICES - I. GALARZ PROFESSIONAL SERVICES - G. DIXON	2,796.63 164.28 811.84 1,658.17

Page: 3

Bank code : usb

Voucher	Date	Vendor	Invoice	PO #	Description/Account	Amount
141065	11/8/2016	803420 803420 CARPENTER, ROTHANS & DUMONT, LAV (Continued)			Total :	5,430.92
141066	11/8/2016	109330 COLLINS, JOSEPH	11/16-11/18		CTA 51ST ANNUAL FALL CONFERENCE	647.45
					Total :	647.45
141067	11/8/2016	108709 CONVERGINT TECHNOLOGIES LLC	W271851B W353276 W367392	035-00687	MAINTENANCE, VIDEO CAMERA SYSTI WIRELESS ASSESSMENT FOR VIDEO I MAINTENANCE, VIDEO CAMERA SYSTI	348.00 7,155.00 1,218.75
					Total :	8,721.75
141068	11/8/2016	103353 CRM COMPANY, LLC.	GA1112		SCRAP TIRE DISPOSAL FEE~	29.50
					Total :	29.50
141069	11/8/2016	106193 CUMMINS CAL PACIFIC, LLC	007-71562		SEWER PROG AUTO PARTS	268.73
					Total :	268.73
141070	11/8/2016	106540 DELTA MOTOR CO INC.	20387, 20396	037-09519	REBUILD DRIVE MOTORS	5,282.40
					Total :	5,282.40
141071	11/8/2016	303377 DEPARTMENT OF TRANSPORTATION	SL170149		SIGNALS & LIGHTING - ARTESIA BLVD	238.55
					Total :	238.55
141072	11/8/2016	312117 DEPARTMENT OF WATER & POWER	102116 102816		LIGHT & POWER LIGHT & POWER	73.69 46.36
					Total :	120.05
141073	11/8/2016	104799 DONNOE & ASSOCIATES, INC.	6333		TESTING MATERIALS - CUSTOMER SEI	605.00
					Total :	605.00
141074	11/8/2016	108983 EL DORADO MUNICIPAL GOLF, COURSE	111916		GRAGA TOURNAMENT 11/19/16	1,046.00
					Total :	1,046.00
141075	11/8/2016	109270 ELAN CITY, INC.	2000-145	035-00684	RADAR SPEED SIGN FOR POLICE DEP.	2,945.00
					Total :	2,945.00
141076	11/8/2016	105392 ENTENMANN-ROVIN COMPANY	0121487 0121661		PD UNIFORM SUPPLIES PD UNIFORM SUPPLIES	111.55 215.21

vchlist
11/04/2016 11:28:24AM

Voucher List
CITY OF GARDENA

Page: 5

Bank code : usb

Voucher	Date	Vendor	Invoice	PO #	Description/Account	Amount
141076	11/8/2016	105392 105392 ENTENMANN-ROVIN COMPANY	(Continued)		Total :	326.76
141077	11/8/2016	104380 E-Z FLOW CONCRETE PUMPING	8145		STREET MAINT SUPPLIES	435.50
					Total :	435.50
141078	11/8/2016	105539 FACTORY MOTOR PARTS CO.	25-926938		PW AUTO PARTS	149.82
			25-926948		PW AUTO PARTS	-16.35
			25-927993		PW AUTO PARTS	60.44
					Total :	193.91
141079	11/8/2016	106129 FEDEX	5-577-67822		SHIPPING SERVICES	59.25
			5-585-67117		SHIPPING SERVICES	85.17
					Total :	144.42
141080	11/8/2016	109327 FINCH, ISAAC	10/16-10/31/16		SPORTS OFFICIAL	60.00
					Total :	60.00
141081	11/8/2016	106465 FOX FIRST AID & SAFETY	53276		HOME IMPROVEMENT PROGRAM	43.60
					Total :	43.60
141082	11/8/2016	102394 FRANK SCOTTO TOWING	681117		TOWING SERVICES FOR BUS #729	525.00
			681119		TOWING SERVICES FOR BUS #714	262.50
			682075		TOWING SERVICES FOR BUS #2917	175.00
					Total :	962.50
141083	11/8/2016	104563 FUTURISTIC CONTAINER &, PACKAGING CO.	10708		KRAFT BOX	155.00
					Total :	155.00
141084	11/8/2016	108183 GARDENA ACE HARDWARE	033465		STREET MAINT SUPPLIES	1.44
					Total :	1.44
141085	11/8/2016	107030 GARDENA AUTO PARTS	040293		BUS SHOP SUPPLIES	-13.04
			040899		PW AUTO SUPPLIES	2.21
			040910		PW AUTO PARTS	179.04
			041030		SEWER PROGRAM SUPPLIES	9.25
			041084		PW AUTO PARTS	-2.21
			041086		PW AUTO PARTS	32.26

Page: 5

Voucher List
CITY OF GARDENA

Bank code : usb

Voucher	Date	Vendor	Invoice	PO #	Description/Account	Amount
141085	11/8/2016	107030 107030 GARDENA AUTO PARTS	(Continued)		Total :	207.51
141086	11/8/2016	107080 GARDENA BEAR WHEEL	50130		2013 FORD F150 #13847V FRONT WHE	181.18
					Total :	181.18
141087	11/8/2016	107735 GARDENA NISSAN	425171 425393		PD AUTO PARTS PD AUTO PARTS	3.38 3.38
					Total :	6.76
141088	11/8/2016	107229 GARDENA POLICE DEPARTMENT	16-24PW 16-25PD 16-27PD		CLAIM FOR DAMAGES SETTLEMENT CLAIM FOR DAMAGES SETTLEMENT CLAIM FOR DAMAGES SETTLEMENT	1,200.00 145.00 350.00
					Total :	1,695.00
141089	11/8/2016	107011 GARDENA VALLEY NEWS, INC.	00046388		NOTICE OF PUBLIC HEARING - CUP #4	238.91
					Total :	238.91
141090	11/8/2016	619005 GAS COMPANY, THE	103116		GAS	2,998.44
					Total :	2,998.44
141091	11/8/2016	104015 GOODYEAR TIRE & RUBBER CO.	43474079 43728384 43728389 43729191		TIRES - P275/55R20 EAGLE TIRES - P225/65R16 ASSURANCE ALL-S TIRES - LT225/75R16 WRL TIRES - P225/60R16 ASSURANCE ALL S	668.02 905.52 833.30 -296.68
					Total :	2,110.16
141092	11/8/2016	107498 GOODYEAR TIRE & RUBBER COMPANY, THE	0078082165 0078338332 0078338333 0078703828 0078703829 0078703830	037-06329 037-06329 037-06329	FIVE-YEAR BUS TIRE LEASE WITH GO FIVE-YEAR BUS TIRE LEASE WITH GO FIVE-YEAR BUS TIRE LEASE WITH GO FIVE-YEAR BUS TIRE LEASE WITH GO FIVE-YEAR BUS TIRE LEASE WITH GO FIVE-YEAR BUS TIRE LEASE WITH GO	2,928.12 764.28 96.25 -900.96 10,512.83 604.00
					Total :	14,004.52
141093	11/8/2016	102480 GOVERNMENTJOBS.COM, INC.	INV19391 INV19397		JOB POSTING - HR COORDINATOR, TR JOB POSTING - ADMIN ANALYST I	700.00 175.00
					Total :	875.00

Bank code : usb

Voucher	Date	Vendor	Invoice	PO #	Description/Account	Amount
141094	11/8/2016	107513 GRAINGER	9232255845		SHOP FACILITY SUPPLIES	221.89
			9233984336		SHOP FACILITY SUPPLIES	187.38
					Total :	409.27
141095	11/8/2016	108044 HARD COPY	W7394.22-A		MEDICAL RECORDS - N. MONTALVO~	87.04
			X3777.03-B		MEDICAL RECORDS - I. GALARZA V. G/	69.42
			X3777.04-B		MEDICAL RECORDS - I. GALARZA V. G/	51.67
			Y7235.12-A		MEDICAL RECORDS - G. DIXON V. GAR	81.69
			Y7739.08-A		MEDICAL RECORDS - M. ARREOLA & E	136.35
			Y7739.12-A		MEDICAL RECORDS - M. ARREOLA & E	87.04
			Y7765-10-A		MEDICAL RECORDS - M. ARREOLA & E	69.83
					Total :	583.04
141096	11/8/2016	106998 HELM, INC.	093016		FORD IDS SOFTWARE LICENSE	703.62
					Total :	703.62
141097	11/8/2016	108434 HOME DEPOT CREDIT SERVICES	0021392		SIGNS/SIGNALS SUPPLIES	177.74
			1230089		HOME IMPROVEMENT PROGRAM	-44.64
			1320690		HOME IMPROVEMENT PROGRAM	23.68
			1321207		PARK MAINT SUPPLIES	27.22
			2022113		STREET MAINT SUPPLIES	9.78
			2050313		BLDG MAINT SUPPLIES	74.48
			2052709		BLDG MAINT SUPPLIES	46.78
			2080406		BLDG MAINT SUPPLIES	867.64
			2230027		STREET MAINT SUPPLIES	-16.32
			2340654		HOME IMPROVEMENT PROGRAM	13.92
			3022010		STREET MAINT SUPPLIES	230.27
			3043080		BLDG MAINT SUPPLIES	48.72
			5030480		BLDG MAINT SUPPLIES	35.94
			5321023		PARK MAINT SUPPLIES	193.25
			6043942		REC PROGRAM SUPPLIES	971.93
			7290177		HOME IMPROVEMENT PROGRAM	-6.76
			8043657		PARK MAINT SUPPLIES	176.63
			8053317		STREET MAINT SUPPLIES	69.63
			8300082		HOME IMPROVEMENT PROGRAM	115.37
			8300088		PARK MAINT SUPPLIES	49.10
			8320813		HOME IMPROVEMENT PROGRAM	93.96

Bank code : usb

Voucher	Date	Vendor	Invoice	PO #	Description/Account	Amount
141097	11/8/2016	108434 HOME DEPOT CREDIT SERVICES	(Continued) 8727479		BUS PROGRAM SUPPLIES	163.76
					Total :	3,322.08
141098	11/8/2016	108430 HOME PIPE & SUPPLY	E83062		BLDG MAINT SUPPLIES	218.06
			E83688		BLDG MAINT SUPPLIES	128.04
			E83781		HOME IMPROVEMENT PROGRAM	16.82
			E83882		SIGNS/SIGNALS SUPPLIES	6.76
					Total :	369.68
141099	11/8/2016	102313 HUDSON COLLISION INC.	3477		2012 NISS FRNT #1408714 REPLACE B,	219.25
			3478		2007 NISS ALT #6HSR990 OIL CHANGE	47.00
			3480		2010 DODG CHARGER #1327044 OIL CI	38.20
			3484		2015 FORD EXPL #1462844 BRAKE SEF	457.96
			3485		2002 FORD E350 #1147695 REPLACE B	365.24
					Total :	1,127.65
141100	11/8/2016	107908 INSITE GRAFIX	3118		CUSTOM GRAPHICS - NEW PARTIAL K-	218.00
					Total :	218.00
141101	11/8/2016	105140 IPTELSUPPORT	2016-10		TELEPHONE SUPPORT - OCTOBER 20	400.00
					Total :	400.00
141102	11/8/2016	108555 JALISCO TIRE & AUTO REPAIR	101516		BALANCE, MOUNT TIRES & TIRE INSPE	20.00
			102516		FLAT REPAIR	10.00
			102516 PE8		(3) FLAT REPAIR	30.00
					Total :	60.00
141103	11/8/2016	110426 JOBS AVAILABLE, INC.	1622011		CLASSIFIED ADS - TRANSIT ADMIN OFI	982.80
			1623016		CLASSIFIED ADS - TRANSIT ADMIN OFI	1,053.00
					Total :	2,035.80
141104	11/8/2016	111016 KAISER FOUNDATION HEALTH PLAN	NOVEMBER 2016		HEALTH INSURANCE	186,071.82
					Total :	186,071.82
141105	11/8/2016	712500 KAISER PERMANENTE	0019159510		HEALTH INSURANCE - OUT OF STATE~	272.00
					Total :	272.00

Bank code : usb

Voucher	Date	Vendor	Invoice	PO #	Description/Account	Amount
141106	11/8/2016	111260 KJOS, BARBARA JEAN	OCTOBER 2016		GARDENA FAMILY CHILD CARE PROGF	1,664.00
					Total :	1,664.00
141107	11/8/2016	108349 KOSMONT COMPANIES	0018	035-00682	CONSULTING SERVICES - PUBLIC SAF	1,695.70
					Total :	1,695.70
141108	11/8/2016	312030 L.A. COUNTY ASSESSOR	17ASRE081		MAPS/POSTAGE	19.13
					Total :	19.13
141109	11/8/2016	312240 L.A. COUNTY DEPARTMENT OF, PUBLIC WOR	16101203221 16101203501		INDUSTRIAL WASTE SERVICES	10,118.42
					TRAFFIC SIGNAL MAINT - HIGHWAY SA	1,466.88
					Total :	11,585.30
141110	11/8/2016	104203 L.A. PAINT & BODY WORKS	69549		ACCIDENT REPAIR FOR UNIT #845	1,453.30
					Total :	1,453.30
141111	11/8/2016	212011 LANSDELL, MITCHELL G.	09/14-10/13/16		REIMBURSEMENT FOR CITY RELATED	105.75
					Total :	105.75
141112	11/8/2016	109326 LAW OFFICES OF LARRY H PARKER, INC.	T20-2015a		SETTLEMENT - L. GARCIA V. GARDENA	11,081.94
					Total :	11,081.94
141113	11/8/2016	105874 LAWSON PRODUCTS, INC.	9304417630		SHOP SUPPLIES, NUTS, BOLTS, ETC.	234.35
					Total :	234.35
141114	11/8/2016	102376 LEXISNEXIS RISK SOLUTIONS	1328345-20160831 1328345-20161031		MONTHLY SUBSCRIPTION FEE	218.54
					MONTHLY SUBSCRIPTION FEE	225.10
					Total :	443.64
141115	11/8/2016	108807 LOCKE LORD LLP	1272931		PROFESSIONAL SERVICES - SEPTEME	9,364.02
					Total :	9,364.02
141116	11/8/2016	105279 LOS ANGELES TRUCK CENTERS LLC	CP355199 CP356602		PW AUTO PARTS	11.96
					SWEEPER AUTO PARTS	370.37
					Total :	382.33
141117	11/8/2016	112615 LU'S LIGHTHOUSE, INC.	631163 631165		CREDIT FOR RETURNED ITEMS	-50.96
					CREDIT FOR RETURNED ITEMS	-5.35

Bank code : usb

Voucher	Date	Vendor	Invoice	PO #	Description/Account	Amount
141117	11/8/2016	112615 LU'S LIGHTHOUSE, INC.	(Continued) 632110		ELECTRICAL PARTS	76.98
					Total :	20.67
141118	11/8/2016	105082 MAJESTIC LIGHTING, INC.	ML61241		SIGNS/SIGNALS SUPPLIES	407.40
			ML61243		SIGNS/SIGNALS SUPPLIES	201.81
			ML61323		SIGNS/SIGNALS SUPPLIES	397.52
			ML61347		SIGNS/SIGNALS SUPPLIES	61.02
			ML61374		SIGNS/SIGNALS SUPPLIES	52.32
					Total :	1,120.07
141119	11/8/2016	104841 MAR-CO EQUIPMENT COMPANY	137514		PW SWEEPER SUPPLIES	209.83
			137580		PW SWEEPER SUPPLIES	613.57
					Total :	823.40
141120	11/8/2016	106544 MARINA SECURITY GATE &, ELECTRONICS	E16-2516		BLDG MAINT SERVICES	110.00
					Total :	110.00
141121	11/8/2016	113046 MARX BROS. FIRE EXTINGUISHER, CO., INC.	300574		FIRE EXTINGUISHER SERVICE - COMM	62.13
			S10056		FIRE EXTINGUISHER SERVICE - COMM	75.00
					Total :	137.13
141122	11/8/2016	101431 MATTUCCI PLUMBING	PERMIT #14926		PERMIT DEPOSIT REFUND - 16334 WE:	1,500.00
					Total :	1,500.00
141123	11/8/2016	104106 MCCAIN	INV0213454		SIGNS/SIGNALS SUPPLIES	470.88
					Total :	470.88
141124	11/8/2016	113064 MCMASTER-CARR SUPPLY COMPANY	81684189		BUS FACILITY TOOLS & SUPPLIES	1,572.20
			82078484		BUS SHOP SUPPLIES	653.79
					Total :	2,225.99
141125	11/8/2016	109321 MISSION VIEW PUBLIC CHARTER, INC.	50015-1172		REFUND - CONST&DEMO DEPOSIT - 2	10,000.00
					Total :	10,000.00
141126	11/8/2016	113447 MOBILE VISION	0247359		DIGITAL VIDEO RECORDER MAINTENA	1,319.03
					Total :	1,319.03

Bank code : usb

Voucher	Date	Vendor	Invoice	PO #	Description/Account	Amount
141127	11/8/2016	113355 MR. HOSE INC.	114479		PW MAINT SUPPLIES	24.42
					Total :	24.42
141128	11/8/2016	113295 MUNISERVICES, LLC	0000043594		SALES TAX REPORTING SYSTEM ~	1,250.00
					Total :	1,250.00
141129	11/8/2016	113605 MUTUAL LIQUID GAS & EQUIPMENT, CO., INC	269613		PROPANE GAS	312.58
			270149		PROPANE GAS	287.56
			270726		PROPANE GAS	376.82
					Total :	976.96
141130	11/8/2016	109290 MZ AUTO GLASS	28269		WINDOW TINT GLASS FOR UNIT #2916	723.20
					Total :	723.20
141131	11/8/2016	114826 NATIONAL STOCK SIGN CO., INC.	83733		SIGN - 12"X18" NO PARKING SIGNS	168.95
					Total :	168.95
141132	11/8/2016	109325 OCTA-LGBS	462401613		VIOLATION #161708616	103.35
					Total :	103.35
141133	11/8/2016	115168 OFFICE DEPOT	857722958		FCC OFFICE SUPPLIES	291.58
			861874030		FCC OFFICE SUPPLIES	291.58
			864240308		BUS OFFICE SUPPLIES	151.59
			864240447		BUS OFFICE SUPPLIES	16.78
			866709378		PD OFFICE SUPPLIES	158.62
			866740852		FINANCE OFFICE SUPPLIES	20.66
			866912465		PD OFFICE SUPPLIES	12.42
			866933205		FCC OFFICE SUPPLIES	103.06
			867893255		PD OFFICE SUPPLIES	218.92
			867893394		PD OFFICE SUPPLIES	182.99
			869216291		PD OFFICE SUPPLIES	314.30
			869592166		PRINT SHOP OFFICE SUPPLIES	113.36
			869791564		PD OFFICE SUPPLIES	30.36
			869796219		FINANCE OFFICE SUPPLIES	108.95
			871013764		PD OFFICE SUPPLIES	11.22
			871035542		CC OFFICE SUPPLIES	59.08
			871035684		CC OFFICE SUPPLIES	30.38

Bank code : usb

Voucher	Date	Vendor	Invoice	PO #	Description/Account	Amount
141133	11/8/2016	115168 OFFICE DEPOT	(Continued)			
			871781046		CT OFFICE SUPPLIES	77.55
			871861870		PD OFFICE SUPPLIES	119.89
			872747676		PD OFFICE SUPPLIES	57.43
			872782787		PD OFFICE SUPPLIES	208.54
			873243815		CDD OFFICE SUPPLIES	74.02
			873570985		PD OFFICE SUPPLIES	278.82
			874538884		CDD OFFICE SUPPLIES	154.77
			874634764		ECON DEV OFFICE SUPPLIES	119.89
			874635029		ECON DEV OFFICE SUPPLIES	111.80
			874680451		FINANCE OFFICE SUPPLIES	77.67
					Total :	3,396.23
141134	11/8/2016	111358 O'REILLY AUTO PARTS	419335		PW AUTO PARTS	75.90
					Total :	75.90
141135	11/8/2016	103402 PARK, BRIAN	101916		MEDICAL REIMBURSEMENT	2,550.00
					Total :	2,550.00
141136	11/8/2016	109328 PATIN, JULIOUS	10/16-10/31/16		SPORTS OFFICIAL	120.00
					Total :	120.00
141137	11/8/2016	100495 PATIN, KEOWN	10/16-10/31/16		SPORTS OFFICIAL	280.00
					Total :	280.00
141138	11/8/2016	307101 PETTY CASH FUND	08/31-10/13/16		REPLENISH PETTY CASH	443.75
					Total :	443.75
141139	11/8/2016	108600 PHOENIX GROUP INFORMATION, SYSTEMS	0920161211		PARKING TICKET CONTRACT SERVICE	175.95
			092016211		PARKING TICKET CONTRACT SERVICE	2,612.50
					Total :	2,788.45
141140	11/8/2016	116225 PLUMBERS DEPOT, INC.	PD-32548		SEWER PROGRAM SUPPLIES	103.55
			PD-32935		SEWER PROGRAM SUPPLIES	12.00
			PD-33028		SEWER PROGRAM SUPPLIES	459.65
					Total :	575.20
141141	11/8/2016	108938 PREFERRED AERIAL & CRANE, TECHNOLOG`	12575		ANNUAL INSPECTION & DIELECTRIC T	1,275.00

Bank code : usb

Voucher	Date	Vendor	Invoice	PO #	Description/Account	Amount
141141	11/8/2016	108938	108938 PREFERRED AERIAL & CRANE, TECHNO (Continued)		Total :	1,275.00
141142	11/8/2016	101958	PROFORCE LAW ENFORCEMENT	035-00685	PD SAFETY EQUIPMENT	1,383.75
			289150	035-00685	PD SAFETY EQUIPMENT	3,536.30
			290480		Total :	4,920.05
141143	11/8/2016	109225	PROTO-VEST, INC.		BUS WASH AIR DRYER BLOWER SYST	21,960.00
			21849 BAL	037-09504		
					Total :	21,960.00
141144	11/8/2016	102677	PROVIDENCE HEALTH & SERVICES	1010125 10/5/16	SART EXAM~	2,190.00
					Total :	2,190.00
141145	11/8/2016	101511	READYFRESH	16J0019345271	DRINKING WATER SERVICE	75.70
					Total :	75.70
141146	11/8/2016	118142	REFRIGERATION SUPPLIES, DISTRIBUTOR	48319950	BLDG MAINT SUPPLIES	56.41
				48320170	BLDG MAINT SUPPLIES	32.64
				48320393	BLDG MAINT SUPPLIES	-53.15
					Total :	35.90
141147	11/8/2016	107953	RENTERIA, ADRIANNA	101216	MEDICAL REIMBURSEMENT	600.00
					Total :	600.00
141148	11/8/2016	100836	RESOURCE BUILDING MATERIALS	2044450	PARK MAINT SUPPLIES	304.11
					Total :	304.11
141149	11/8/2016	109041	RICHARD, MIKIA C.	05/01-05/15/16	SPORTS OFFICIAL	37.50
					Total :	37.50
141150	11/8/2016	118476	RICOH USA, INC.	21854666	RICOH MPC3503 COPIER LEASE - FCC	206.85
				21984953	LEASE, RICOH DD6650P DUPLICATOR	549.94
				21984990	RICOH MPC5502 COPIER LEASE - S/N	263.24
				21984991	RICOH PRO 1107EX COPIER LEASE - S	853.72
				9018289448	RICOH MPC3503 COPIER LEASE - BUS	1,326.01
				9018330436	RICOH MPC3503 COPIER LEASE - CDD	748.76
				9018340436	RICOH MPC3503 COPIER LEASE - CM	989.91

Bank code : usb

Voucher	Date	Vendor	Invoice	PO #	Description/Account	Amount
141150	11/8/2016	118476 RICOH USA, INC.	(Continued)			
			9018350439	023-00936	RICOH PRO8100S COPIER LEASE - PD	640.85
			9018373439	023-00936	RICOH MPC3503 COPIER LEASE - CLEI	378.96
			9018393436	023-00936	RICOH PRO8100S & MPC6502 LEASE -	1,135.06
			9018441438	023-00936	RICOH MPC3503 COPIER LEASE - PD C	138.90
			9018450437	023-00936	RICOH MPC6003 COPIER LEASE - PD S	206.84
			9018495445	023-00936	RICOH MPC3503 COPIER LEASE - PW	409.83
			9018495446	023-00936	RICOH MPC3503 COPIER LEASE - REC	541.81
					Total :	8,390.68
141151	11/8/2016	109323 RIVERAS LAWNMOWER SHOP, INC.	2016-1920		PARK MAINT SUPPLIES	27.25
					Total :	27.25
141152	11/8/2016	107511 RY RODRIGUEZ, INC.	28597	037-09508	ANNUAL PREV MAINT SVC AND SAFET	7,612.55
					Total :	7,612.55
141153	11/8/2016	119126 S.B.R.P.C.A.	03000		PORTABLE BATTERY & BELT CLIP	519.86
			03069		NETMOTION MOBILITY - WINDOWS LIC	327.00
					Total :	846.86
141154	11/8/2016	119016 SAM'S CLUB	2361		FCC PROGRAM SUPPLIES	34.32
			999999 8/20/16 SR		MEMBERSHIP RENEWAL - L. MATAALII	15.00
					Total :	49.32
141155	11/8/2016	109011 SANCARRANCO, SANDRA	10/16-10/22/16		ENGINEERING INTERN	277.50
			10/23-10/29/16		ENGINEERING INTERN	225.00
					Total :	502.50
141156	11/8/2016	119137 SASSOON, DR. MAUREEN	161008		EMPLOYEE SAFETY TRAINING ON 10/2	175.00
					Total :	175.00
141157	11/8/2016	100850 SAUCEDO, PRESCILLA	101216		REIMBURSEMENT - MILEAGE & FCC SI	81.64
					Total :	81.64
141158	11/8/2016	119442 SC FUELS	3176567	037-09530	87 OCTANE REGULAR UNLEADED FUE	18,157.52
			3176568	037-09530	87 OCTANE REGULAR UNLEADED FUE	18,317.51
					Total :	36,475.03

Bank code : usb

Voucher	Date	Vendor	Invoice	PO #	Description/Account	Amount
141159	11/8/2016	108654 SECTRA SECURITY INC.	16100497		CURRENCY VERIFICATION - OCTOBER	367.50
					Total :	367.50
141160	11/8/2016	107006 SHAMROCK COMPANIES	2056756		SIGNS/SIGNALS SUPPLIES	354.07
			2057404		SIGNS/SIGNALS SUPPLIES	118.02
			2058439		SIGNS/SIGNALS SUPPLIES	34.58
			2059885		SIGNS/SIGNALS SUPPLIES	118.02
					Total :	624.69
141161	11/8/2016	119233 SHERWIN-WILLIAMS CO.	0482-9		GRAFFITI ABATEMENT SUPPLIES	86.18
			0585-9		PARK MAINT SUPPLIES	131.73
					Total :	217.91
141162	11/8/2016	119248 SIDEBOTHAM, RICHARD	08738		COUNTING MACHINE MAINT PARTS	433.30
					Total :	433.30
141163	11/8/2016	119361 SMART & FINAL IRIS CO.	129962		PD PROGRAM SUPPLIES	94.98
			135303		REC PROGRAM SUPPLIES	20.69
			135305		REC PROGRAM SUPPLIES	106.68
			135306		SR BUREAU PROGRAM SUPPLIES	135.07
					Total :	357.42
141164	11/8/2016	103940 SOCAL INDUSTRIES	247128		RENTAL - DELUXE RESTROOM & COLC	293.00
					Total :	293.00
141165	11/8/2016	119202 SOUTH BAY DOCUMENT DESTRUCTION	45822		DOCUMENT DESTRUCTION 9/22/16	315.00
					Total :	315.00
141166	11/8/2016	119447 SOUTH BAY FORD	507816	037-09520	UNIT #725 - ENGINE, V10	3,793.20
			509129		BUS AUTO PARTS	7.40
			509198		BUS AUTO PARTS	48.72
			509282		BUS AUTO PARTS	45.37
					Total :	3,894.69
141167	11/8/2016	109322 SOUTHCOMM BUSINESS MEDIA	25288613		CLASSIFIED AD - GTRANS OPENING P	99.00
					Total :	99.00
141168	11/8/2016	119906 SOUTHERN CALIFORNIA GOLF ASSOCIATION	120516		42ND SCGA TOURNAMENT OF CLUB C	140.00

Bank code : usb

Voucher	Date	Vendor	Invoice	PO #	Description/Account	Amount
141168	11/8/2016	119906 119906 SOUTHERN CALIFORNIA GOLF, ASSOCI/	(Continued)		Total :	140.00
141169	11/8/2016	108238 SPARKLETTS	15638236 101416		DRINKING WATER FILTRATION SYSTEM	37.00
					Total :	37.00
141170	11/8/2016	109067 SPEAKWRITE	8afa5def		TRANSCRIPTION SERVICES - OCTOBE	1,190.32
					Total :	1,190.32
141171	11/8/2016	104453 SPICERS PAPER, INC.	1480265		PD OFFICE SUPPLIES	1,168.04
					Total :	1,168.04
141172	11/8/2016	119010 STAPLES ADVANTAGE	3317927179		ENGINEERING OFFICE SUPPLIES	90.67
					Total :	90.67
141173	11/8/2016	303331 STATE BOARD OF EQUALIZATION	JUL-SEP 2016		UNDERGROUND STORAGE TANK MAIN	3,195.38
					Total :	3,195.38
141174	11/8/2016	119602 SUN BADGE CO.	370164		PD UNIFORM SUPPLIES	233.36
					Total :	233.36
141175	11/8/2016	106220 TAPSCOTT, SEIDRIC	10/16-10/31/16		SPORTS OFFICIAL	320.00
					Total :	320.00
141176	11/8/2016	106870 TENDER LOVING CARE CATERING, INC.	10/16-10/31/16		SENIOR FEEDING PROGRAM	12,126.93
					Total :	12,126.93
141177	11/8/2016	105258 TFN ARCHITECTURAL SIGNAGE, INC	161001		NEW TENANT SIGNAGE - 16126 S WES	3,566.30
					Total :	3,566.30
141178	11/8/2016	120215 THOMPSON TROPHY MFG., INC.	50489		TROPHIES FOR HOLLOWEEN EVENT	235.44
					Total :	235.44
141179	11/8/2016	104126 TIME WARNER CABLE	101416		BASIC CABLE TELEVISION PACKAGE ~	106.24
			101416 3467		BUSINESS CLASS CABLE PACKAGE ~	113.81
			102816		BASIC CABLE TELEVISION SERVICE~	241.62
					Total :	461.67
141180	11/8/2016	220725 TURNER, THERON	10/16-10/31/16		SPORTS OFFICIAL	60.00

Bank code : usb

Voucher	Date	Vendor	Invoice	PO #	Description/Account	Amount
141180	11/8/2016	220725	220725 TURNER, THERON		(Continued)	Total : 60.00
141181	11/8/2016	109900	U.S. BANK CORPORATE PAYMENT, SYSTEMS		BEEMAN 10/24/16	CAL CARD STATEMENT 9/23-10/24/16 1,452.37
			FAUST 8/22/16		CAL CARD STATEMENT 7/23-8/22/16	244.84
			FCC 10/24/16		CAL CARD STATEMENT 9/23-10/24/16	591.84
			FINANCE 10/24/16		CAL CARD STATEMENT 9/23-10/24/16	19.48
			JONES 8/22/16		CAL CARD STATEMENT 7/23-8/22/16	1,481.44
			MEDRANO 10/24/16		CAL CARD STATEMENT 9/23-10/24/16	3,551.64
			OSORIO 10/24/16		CAL CARD STATEMENT 9/23-10/24/16	497.38
			PRENDERGAST 10/24/16		CAL CARD STATEMENT 9/23-10/24/16	233.39
			PRENDERGAST 9/22/16		CAL CARD STATEMENT 8/23-9/22/16	333.95
			REYES 10/24/16		CAL CARD STATEMENT 9/23-10/24/16	155.00
			WARD 10/24/16		CAL CARD STATEMENT 9/23-10/24/16	1,228.00
					Total :	9,789.33
141182	11/8/2016	101448	U.S. HEALTHWORKS MEDICAL, GROUP, PC	3008886	RAMDON BAT D/S - R. HAMPTON	99.00
					Total :	99.00
141183	11/8/2016	109247	UBER SIGNAL	121486012	023-01066	EXTERNAL CELL SIGNAL ANTENNA 2,223.70
					Total :	2,223.70
141184	11/8/2016	121407	UPS	Y458W2436		SHIPPING SERVICE CHARGES 8.17
					Total :	8.17
141185	11/8/2016	122037	VAN LINGEN TOWING	3143		TOWING SERVICES FOR BUS #720 175.00
					Total :	175.00
141186	11/8/2016	123178	WALLIN, KRESS, REISMAN &, KRANITZ, LLP	OCTOBER 2016	023-01071	CITY ATTORNEY SERVICES 17,296.58
					Total :	17,296.58
141187	11/8/2016	101903	WATER TECHNIQUES	71188		DRINKING WATER SYSTEM RENTAL 45.00
					Total :	45.00
141188	11/8/2016	104107	WAXIE SANITARY SUPPLY	76233409		BUS WASH SUPPLIES 128.18
					Total :	128.18
141189	11/8/2016	100107	WAYNE ELECTRIC CO.	175155		ALTERNATOR, REGULATORS 2,071.00

vchlist
11/04/2016 11:28:24AM

Voucher List
CITY OF GARDENA

Page: 18

Bank code : usb

Voucher	Date	Vendor	Invoice	PO #	Description/Account	Amount
141189	11/8/2016	100107 WAYNE ELECTRIC CO.	(Continued) 175314		DIVERSION PUMPS	1,585.96
Total :						3,656.96
141190	11/8/2016	103744 WESTWAY UNIFORMS	5428		PD UNIFORM SUPPLIES	160.18
			5445		PD UNIFORM SUPPLIES	874.73
Total :						1,034.91
141191	11/8/2016	123050 WILLIAMS SCOTSMAN, INC.	99220884	035-00686	MODULAR BUILDING RENTAL CPX-804	2,220.60
Total :						2,220.60
141192	11/8/2016	109083 WOO, M.D., ANDREW	44185 10/11/16		MEDICAL EXAMINATIONS - EPPS & MO	1,650.00
			44187 10/11/16		MEDICAL EXAMINATIONS - EPPS & MO	1,650.00
Total :						3,300.00
141193	11/8/2016	125001 YAMADA COMPANY, INC.	72891		PARK MAINT SUPPLIES	43.91
			73013		PW MAINT SUPPLIES	101.75
			73018		TREE PROGRAM SUPPLIES	16.35
Total :						162.01
141194	11/8/2016	109314 YANES, JULIO	DR #16-3860 BAL		RETURN MONEY BOOKED AS EVIDENC	1,000.00
Total :						1,000.00
141195	11/8/2016	103601 YINCOM	5446	023-01076	CISCO IP PHONES	4,303.16
			5453		POWER SUPPLY, SSD & UPS	1,039.37
			5456		ASUS 24" LED MONITOR FOR SARAH'S	329.13
			5461	023-01080	SMARTNET MAINTENANCE RENEWAL	3,095.00
			5462		650W POWER SUPPLY	130.69
			5466		USB DUPLICATOR DOCK FOR SATA HD	82.79
Total :						8,980.14
158 Vouchers for bank code : usb						Bank total : 858,342.49
158 Vouchers in this report						Total vouchers : 858,342.49

Page: 18

Bank code : usb

Voucher	Date	Vendor	Invoice	PO #	Description/Account	Amount
---------	------	--------	---------	------	---------------------	--------

CLAIMS VOUCHER APPROVAL

I hereby certify that the demands or claims covered by the checks listed on pages 1 to 18 inclusive of the check register are accurate and funds are available for payment thereof.

By: 
Accounting/Finance Manager

This is to certify that the claims or demands covered by checks listed on pages 1 to 18 inclusive of the check register have been audited by the City Council of the City of Gardena and that all of the said checks are approved for payment except check numbers:

Mayor

Date

11/08/16

Councilmember

Date

Councilmember

Date

Acknowledged:

Councilmember

Date

Councilmember

Date

vchlist
11/18/2016 8:18:22AM

Voucher List
CITY OF GARDENA

Page: 1

Bank code : usb

Voucher	Date	Vendor	Invoice	PO #	Description/Account	Amount
11539	11/9/2016	106110 ADVANCED BENEFIT SOLUTIONS, LLC	110916		HEALTH INSURANCE CLAIMS	63,524.05
					Total :	63,524.05
11540	11/10/2016	321408 U.S. POSTAL SERVICE	111016		TMX #259234 REPLENISH POSTAGE MI	6,000.00
					Total :	6,000.00
11541	11/10/2016	104058 ADMINISURE, INC.	111026		WORKERS' COMP CLAIMS ADMINISTR	16,132.73
					Total :	16,132.73
11542	11/17/2016	104058 ADMINISURE, INC.	111716		WORKERS' COMP CLAIMS ADMINISTR	15,086.09
					Total :	15,086.09
141196	11/14/2016	109333 GAMBOA, JORGE	10312016		PROFESSIONAL SERVICES - OCTOBER	408.00
					Total :	408.00
141197	11/14/2016	104151 DFM ASSOCIATES	110916		2016 CALIFORNIA ELECTIONS CODE B	54.50
					Total :	54.50
141198	11/14/2016	109104 BROWN, KENTZ	111416		SPECIAL OPERATIONS FUNDING	500.00
					Total :	500.00
141199	11/14/2016	109248 ENCANTADA APARTMENTS	111416		SPECIAL OPERATIONS FUNDING	719.00
					Total :	719.00
141200	11/15/2016	303348 EMPLOYMENT DEVELOPMENT, DEPARTMENT	093016		SUI FOR QUARTER ENDED 9/30/16	15,522.00
					Total :	15,522.00
141201	11/17/2016	102148 MERCURY INSURANCE GROUP	16-06PW		SETTLEMENT - GARY & MABEL CHAN \	57,261.34
					Total :	57,261.34
141202	11/17/2016	109345 PAUL HANSEN & LILY HANSEN	14-31PW		SETTLEMENT - P. HANSEN & L. HANSE	10,090.00
					Total :	10,090.00
141203	11/22/2016	108980 AARON, LAWRENCE	05/01-05/15/16		SPORTS SCOREKEEPER	15.00
					Total :	15.00
141204	11/22/2016	108458 ADAMS, JAMIL	05/01-05/15/16		SPORTS SCOREKEEPER	15.00

Page: 1

Bank code : usb

Voucher	Date	Vendor	Invoice	PO #	Description/Account	Amount	
141204	11/22/2016	108458	108458 ADAMS, JAMIL		(Continued)	Total : 15.00	
141205	11/22/2016	101031	AFFORDABLE HOUSING, PROFESSIONALS, IF Cruz-5		STATE HOME PROG - 1339 MARINE AVI	2,180.00	
					Total :	2,180.00	
141206	11/22/2016	101031	AFFORDABLE HOUSING, PROFESSIONALS, IF Pit-3		STATE HOME PROG - 13102 CATALINA.	1,955.00	
					Total :	1,955.00	
141207	11/22/2016	101031	AFFORDABLE HOUSING, PROFESSIONALS, IF HOME-P&B-4		STATE HOME PROG - 1120 W 149TH ST	1,275.00	
					Total :	1,275.00	
141208	11/22/2016	101031	AFFORDABLE HOUSING, PROFESSIONALS, IF HOME-Lil-4		TATE HOME PROG - 13408 S NEW HAM	1,260.00	
					Total :	1,260.00	
141209	11/22/2016	101031	AFFORDABLE HOUSING, PROFESSIONALS, IF CP-13		PREPARATION OF DRAFT CAPER	935.00	
					Total :	935.00	
141210	11/22/2016	101748	AFTERMARKET PARTS COMPANY LLC, THE	81064296	037-09529	GTRANS AUTO PARTS	2,069.95
					Total :	2,069.95	
141211	11/22/2016	101748	AFTERMARKET PARTS COMPANY LLC, THE	81030775	037-09478	GTRANS AUTO PARTS	567.18
				81034818	037-09406	GTRANS AUTO PARTS	638.92
				81048881	037-09511	GTRANS AUTO PARTS	708.12
				81050402	037-09511	GTRANS AUTO PARTS	491.52
				81051278		GTRANS AUTO PARTS	203.83
				81058034	037-09521	GTRANS AUTO PARTS	1,864.59
				81058047	037-09521	GTRANS AUTO PARTS	107.16
				81058051	037-09521	GTRANS AUTO PARTS	110.96
				81061748	037-09528	GTRANS AUTO PARTS	532.29
				81061749	037-09528	GTRANS AUTO PARTS	20.50
				81061750	037-09528	GTRANS AUTO PARTS	1,338.21
				81067563	037-09529	GTRANS AUTO PARTS	165.53
				81067668	037-09528	GTRANS AUTO PARTS	17.27
				81068593		GTRANS AUTO PARTS	344.66
				81068621	037-09528	GTRANS AUTO PARTS	373.98
				81069561		GTRANS AUTO PARTS	1,072.41
				81070324	037-09521	GTRANS AUTO PARTS	212.16
				81072796	037-09521	GTRANS AUTO PARTS	498.45

Bank code : usb

Voucher	Date	Vendor	Invoice	PO #	Description/Account	Amount
141211	11/22/2016	101748	101748 AFTERMARKET PARTS COMPANY LLC, T (Continued)		Total :	9,267.74
141212	11/22/2016	109262 ALDAIMALANI, SARAH	NOVEMBER 2016		POLICE DEPT INTERN SERVICES	500.00
					Total :	500.00
141213	11/22/2016	100925 AMERICAN MOVING PARTS	01A57625		GTRANS AUTO PARTS	349.69
			01A58074		GTRANS AUTO PARTS	570.16
			01A58646		GTRANS AUTO PARTS	1,723.64
			01A58865		GTRANS AUTO PARTS	570.16
					Total :	3,213.65
141214	11/22/2016	101841 AMERICAN PLANNING ASSOCIATION	144468-16102		MEMBERSHIP RENEWAL - R. BARRAG/	410.00
					Total :	410.00
141215	11/22/2016	101628 AQUA-FLO SUPPLY	012062		PARK MAINT SUPPLIES	88.96
					Total :	88.96
141216	11/22/2016	105293 ARC DOCUMENT SOLUTIONS, LLC	8868614		REPROGRAPHIC SERVICES - CRENSH	139.17
					Total :	139.17
141217	11/22/2016	104687 AT&T	8770807		TELEPHONE	391.81
					Total :	391.81
141218	11/22/2016	100964 AT&T MOBILITY	287269251365X110116		PD DATAACCT #287269251365~	41.65
					Total :	41.65
141219	11/22/2016	109237 AZ AIR CONDITIONING & HEATING, INC	80016-0262/0479		PERMIT CANCELLATION REFUND	210.00
					Total :	210.00
141220	11/22/2016	103651 BARR & CLARK ENVIRONMENTAL	41843		LBP & ASBESTOS INSPECTION - 13408	1,110.00
					Total :	1,110.00
141221	11/22/2016	103651 BARR & CLARK ENVIRONMENTAL	41847		LBP & ASBESTOS INSPECTION - 1339	950.00
					Total :	950.00
141222	11/22/2016	103651 BARR & CLARK ENVIRONMENTAL	41849		ASBESTOS INSPECTION - 15067 SUTR	775.00
					Total :	775.00

Bank code : usb

Voucher	Date	Vendor	Invoice	PO #	Description/Account	Amount
141223	11/22/2016	103651 BARR & CLARK ENVIRONMENTAL	42510		LBP ABATEMENT SPECIFICATION - 134	275.00
					Total :	275.00
141224	11/22/2016	103651 BARR & CLARK ENVIRONMENTAL	42490		LBP ABATEMENT SPECIFICATION - 133	275.00
					Total :	275.00
141225	11/22/2016	103651 BARR & CLARK ENVIRONMENTAL	42572		LBP ABATEMENT SPECIFICATION - 131	275.00
					Total :	275.00
141226	11/22/2016	105377 BARTEL ASSOCIATES, LLC	16-748		ACTUARIAL CONSULTING SERVICES -	741.00
					Total :	741.00
141227	11/22/2016	102400 BAYSIDE MEDICAL CENTER	00043473		FIRST AID TREATMENT - S. VASQUEZ	-63.60
			00044747		FIRST AID TREATMENT - R. FLORES	140.56
			00044748		FIRST AID TREATMENT - C. MOORE & F	1,215.66
			00044749		FIRST AID TREATMENT - K. NGUYEN	140.56
			00045263		FIRST AID TREATMENT - L. ANTHONY	144.82
			00045264		FIRST AID TREATMENT - C. MOORE	187.37
			00045265		FIRST AID TREATMENT - SD. TURNER	279.72
					Total :	2,045.09
141228	11/22/2016	802155 BAYSIDE REPORTING COMPANY	8644		TRANSCRIPT ORIGINAL & COPY - ARRI	1,196.50
			8645		INTERPRETING SERVICES - ARREOLA	556.00
			8646		VIDEOGRAPHER'S APPEARANCE & DV	1,324.40
					Total :	3,076.90
141229	11/22/2016	107690 BELL, DONNETTA	OCTOBER 2016		CHILD CARE PROVIDER	2,684.00
					Total :	2,684.00
141230	11/22/2016	102331 BLUE DIAMOND MATERIALS	825844		BLDG MAINT SUPPLIES	151.80
			825926		BLDG MAINT SUPPLIES	115.06
					Total :	266.86
141231	11/22/2016	108715 BOBBS, CINDY	OCTOBER 2016		CHILD CARE PROVIDER	1,214.00
					Total :	1,214.00
141232	11/22/2016	202535 BURGOS, VIRGINIA	110316		REIMBURSEMENT - PD PROGRAM SUF	105.48

Bank code : usb

Voucher	Date	Vendor	Invoice	PO #	Description/Account	Amount
141232	11/22/2016	202535 202535 BURGOS, VIRGINIA	(Continued)		Total :	105.48
141233	11/22/2016	103383 CALPORTLAND	93030670		STREET MAINT SUPPLIES	1,989.69
			93035204		STREET MAINT SUPPLIES	1,113.62
					Total :	3,103.31
141234	11/22/2016	103798 CARAHSOFT	IN416493	023-01078	SERVER STORAGE FOR NETWORK SE	24,374.16
			IN416495	023-01079	UPGRADE NETWORK LINK BETWEEN I	24,467.11
					Total :	48,841.27
141235	11/22/2016	823003 CARL WARREN & COMPANY	1778278		ADMIN FEE - CLAIMS MANAGEMENT S	900.00
			OCTOBER 2016		CLAIMS MANAGEMENT	6,591.08
					Total :	7,491.08
141236	11/22/2016	803420 CARPENTER, ROTHANS & DUMONT, LAW OFI	28043		PROFESSIONAL SERVICES - J. JOHNS	1,716.59
			28044		PROFESSIONAL SERVICES - K. LEE V.	1,143.89
			28045		PROFESSIONAL SERVICES - D. LEMMC	1,316.27
			28047		PROFESSIONAL SERVICES - CORTEZ,	684.00
			28051		PROFESSIONAL SERVICES - M. URIBE,	24,819.15
			28052		PROFESSIONAL SERVICES - S. SURRA	6,598.55
			28053		PROFESSIONAL SERVICES - S. UDI V.	618.27
			28176		PROFESSIONAL SERVICES - J. ORTEG	751.65
					Total :	37,648.37
141237	11/22/2016	103489 CF UNITED LLC	880		CAR WASH - OCTOBER 2016	146.00
					Total :	146.00
141238	11/22/2016	103127 CHILD 2 CHILD CONNECTION, FAMILY DAY C/	OCTOBER 2016		CHILD CARE PROVIDER	1,709.00
					Total :	1,709.00
141239	11/22/2016	107074 COALITION OF COURT REPORTERS	138058		COURT REPORTER SERVICES - I. RAM	616.75
			138472		COURT REPORTER SERVICES - I. RAM	653.50
					Total :	1,270.25
141240	11/22/2016	104338 CODE PUBLISHING, INC.	54650		MUNICIPAL CODE - ELECTRONIC UPD/	150.15
					Total :	150.15
141241	11/22/2016	108709 CONVERGINT TECHNOLOGIES LLC	159639	035-00687	WIRELESS ASSESSMENT FOR VIDEO I	6,269.75

Bank code : usb

Voucher	Date	Vendor	Invoice	PO #	Description/Account	Amount
141241	11/22/2016	108709 CONVERGINT TECHNOLOGIES LLC	(Continued)			
			W341089	037-09479	MAINTENANCE, VIDEO CAMERA SYSTI	1,599.38
			W347771		MAINTENANCE, VIDEO CAMERA SYSTI	420.00
			W360123	037-09459	MAINTENANCE, VIDEO CAMERA SYSTI	2,853.80
				037-09459		
			W363513	037-09477	VIDEO CAMERA SYSTEM - NEW VIDEO	4,818.52
					Total :	15,961.45
141242	11/22/2016	102388 COPYLAND, INC.	53632		COLOR STICKER STRIPS	160.38
			55362		DAILY VEHICLE INSPECTION REPORT	1,212.25
					Total :	1,372.63
141243	11/22/2016	101507 COX, CASTLE & NICHOLSON LLP	440352		PROFESSIONAL SERVICES - GARDEN/	12,330.90
					Total :	12,330.90
141244	11/22/2016	109334 CROWN CASTLE USA INC.	PERMIT #14894		PERMIT DEPOSIT REFUND - 17700 S V	1,500.00
					Total :	1,500.00
141245	11/22/2016	109261 DALE, MONAE	NOVEMBER 2016		POLICE DEPT INTERN SERVICES	500.00
					Total :	500.00
141246	11/22/2016	204776 DE ALWIS, MALLIKA	OCTOBER 2016		CHILD CARE PROVIDER	1,673.00
					Total :	1,673.00
141247	11/22/2016	105951 DECALS BY DESIGN, INC.	10538		GTRANS TRUCK WINDOW DECALS	155.19
					Total :	155.19
141248	11/22/2016	303459 DEPARTMENT OF JUSTICE	196331		FINGERPRINT APPS - OCTOBER 2016	2,148.00
					Total :	2,148.00
141249	11/22/2016	109269 DETROIT SPONGE & CHAMOIS CO.	186959		BUSH WASH SUPPLIES	761.20
					Total :	761.20
141250	11/22/2016	109339 DICKENS CAROLERS	112916		WINTER WONDERLAND - PERFORMAN	450.00
					Total :	450.00
141251	11/22/2016	105508 DIVERSIFIED TRANSPORTATION, SOLUTIONS 143-1			GTRANS TSP SCOPE OF WORK DEVEL	450.45

Bank code : usb

Voucher	Date	Vendor	Invoice	PO #	Description/Account	Amount
141251	11/22/2016	105508	105508 DIVERSIFIED TRANSPORTATION, SOLUT (Continued)		Total :	450.45
141252	11/22/2016	103241 DP STAR AUTOMOTIVE, INC.	32225		SMOG INSPECTIONS - 04 FORD CV #1	35.00
			32226		SMOG INSPECTIONS - 08 FORD E350 #	35.00
			32227		SMOG INSPECTIONS - 01 BUIC CENTU	35.00
			32230		SMOG INSPECTIONS - 00 FORD CV #1	35.00
			32231		SMOG INSPECTIONS - 99 CHEV TAHOE	35.00
			32232		SMOG INSPECTIONS - 98 BUIC CENTU	35.00
			32252		SMOG INSPECTIONS - 03 FORD F450 #	35.00
			32256		SMOG INSPECTIONS - 03 FORD E450 #	35.00
			32263		SMOG INSPECTIONS - 99 GMC SAFARI	53.00
			32264		SMOG INSPECTIONS - 07 FORD F250 #	35.00
			32265		SMOG INSPECTIONS - 00 FORD CV #1	35.00
			32268		SMOG INSPECTIONS - 97 GMC SAFARI	35.00
			32269		SMOG INSPECTIONS - 99 FORD CV #1	35.00
			32274		SMOG INSPECTIONS - 95 BUIC REGAL	43.00
					Total :	516.00
141253	11/22/2016	104276 DREHS, LARRY W.	NOVEMBER 2016		MARTIAL ARTS INSTRUCTOR	978.00
					Total :	978.00
141254	11/22/2016	108951 EAGLE RECOGNITION	0662839		AWARDS & RECOGNITION SUPPLIES	12.42
			0663452		AWARDS & RECOGNITION SUPPLIES	71.10
			0663453		AWARDS & RECOGNITION SUPPLIES	113.74
			0663901		AWARDS & RECOGNITION SUPPLIES	109.08
			0664721		AWARDS & RECOGNITION SUPPLIES	107.73
					Total :	414.07
141255	11/22/2016	105418 EMPIRE CLEANING SUPPLY	905968-1		CUSTODIAL SUPPLIES	640.18
			909067		PARK MAINT SUPPLIES	461.33
			909283		PARK MAINT SUPPLIES	56.05
			914627		PARK MAINT SUPPLIES	461.33
					Total :	1,618.89
141256	11/22/2016	105392 ENTENMANN-ROVIN COMPANY	0122275		PD UNIFORM SUPPLIES	113.55
					Total :	113.55
141257	11/22/2016	105535 ERLER & KALINOWSKI, INC.	B60026.00-03		ENVIRONMENTAL CONSULTING SERVI	551.20

Bank code : usb

Voucher	Date	Vendor	Invoice	PO #	Description/Account	Amount
141257	11/22/2016	105535 105535 ERLER & KALINOWSKI, INC.	(Continued)		Total :	551.20
141258	11/22/2016	103795 ESCALANTE FAMILY CHILD CARE	OCTOBER 2016		CHILD CARE PROVIDER	3,460.00
					Total :	3,460.00
141259	11/22/2016	107510 ESCALANTE, WENDY E.	OCTOBER 2016		CHILD CARE PROVIDER	1,559.00
					Total :	1,559.00
141260	11/22/2016	105650 EWING IRRIGATION PRODUCTS	2361876		TREE PROGRAM SUPPLIES	80.78
					Total :	80.78
141261	11/22/2016	109344 EXECUTIVE PAINTING INC.	PERMIT #14898		PERMIT DEPOSIT REFUND - 13605 CIM	1,000.00
					Total :	1,000.00
141262	11/22/2016	105693 EXPRESS OIL COMPANY	174115		USED OIL/FUEL FILTERS IN DRUMS -	712.50
					Total :	712.50
141263	11/22/2016	100055 FAIR HOUSING FOUNDATION	OCTOBER 2016		CDBG CONSULTANT	1,637.40
					Total :	1,637.40
141264	11/22/2016	106129 FEDEX	5-607-27837		SHIPPING SERVICES	29.75
			5-607-39801		SHIPPING SERVICES	155.13
			5-607-96586		SHIPPING SERVICES	93.87
			5-608-33319		SHIPPING SERVICES	35.78
					Total :	314.53
141265	11/22/2016	109286 FERNANDO FAMILY CHILD CARE	OCTOBER 2016		CHILD CARE PROVIDER	495.00
					Total :	495.00
141266	11/22/2016	109327 FINCH, ISAAC	11/01-11/15/16		SPORTS OFFICIAL	100.00
					Total :	100.00
141267	11/22/2016	103083 FIRST ADVANTAGE LNS OCC HEALTH, SOLUT	2508991610 BUS		DRUG TEST/ADMIN FEE	340.00
			2508991610 HR		DRUG TEST/ADMIN FEE	35.00
			2524051609 BUS		DRUG TEST/ADMIN FEE	10.00
			2524051609 PARK		DRUG TEST/ADMIN FEE	80.00
			2524051609 PW		DRUG TEST/ADMIN FEE	10.00
			2524051609 REC		DRUG TEST/ADMIN FEE	35.00

vchlist
11/18/2016 8:18:22AM

Voucher List
CITY OF GARDENA

Page: 9

Bank code : usb

Voucher	Date	Vendor	Invoice	PO #	Description/Account	Amount
141267	11/22/2016	103083 103083 FIRST ADVANTAGE LNS OCC HEALTH, S	(Continued)		Total :	510.00
141268	11/22/2016	106545 FLEETPRIDE	80744986		CHECK VALVE	29.03
					Total :	29.03
141269	11/22/2016	106334 FLORENCE FILTER CORPORATION	0101545		BUS PROGRAM SUPPLIES	297.58
					Total :	297.58
141270	11/22/2016	106465 FOX FIRST AID & SAFETY	52906		BLDG MAINT SUPPLIES	19.35
			53345		TREE PROGRAM SUPPLIES	222.36
					Total :	241.71
141271	11/22/2016	102394 FRANK SCOTTO TOWING	1873		TOWING SERVICES FOR BUS #723	525.00
					Total :	525.00
141272	11/22/2016	112566 GALLS, LLC	BC0339341		PD UNIFORM SUPPLIES	171.99
					Total :	171.99
141273	11/22/2016	107724 GARCIA, CLAUDIA CRISTINA	OCTOBER 2016		CHILD CARE PROVIDER	5,967.00
					Total :	5,967.00
141274	11/22/2016	207133 GARCIA, NANCY C.	OCTOBER 2016		CHILD CARE PROVIDER	3,686.00
					Total :	3,686.00
141275	11/22/2016	107030 GARDENA AUTO PARTS	040185		BUS AUTO PARTS	182.58
			040563		BUS AUTO PARTS	91.05
			040567		BUS AUTO SUPPLIES	142.31
			040590		BUS AUTO PARTS	204.96
			040730		BUS AUTO PARTS	123.27
			040739		BUS AUTO PARTS	42.49
			040755		BUS AUTO PARTS	70.03
			040851		BUS AUTO PARTS	171.68
			041018		BUS AUTO SUPPLIES	40.82
			041157		BUS AUTO PARTS	562.83
					Total :	1,632.02
141276	11/22/2016	107495 GARDENA CAR WASH	OCT 2016 PD		CAR WASH - PD	516.69

Page: 9

Bank code : usb

Voucher	Date	Vendor	Invoice	PO #	Description/Account	Amount
141276	11/22/2016	107495 107495 GARDENA CAR WASH	(Continued)		Total :	516.69
141277	11/22/2016	107735 GARDENA NISSAN	425435		PD AUTO PARTS	4.21
					Total :	4.21
141278	11/22/2016	107229 GARDENA POLICE DEPARTMENT	16-33PD		CLAIM FOR DAMAGES SETTLEMENT	60.00
					Total :	60.00
141279	11/22/2016	107775 GLOVER, CHANEL DENISE	OCTOBER 2016		CHILD CARE PROVIDER	3,777.00
					Total :	3,777.00
141280	11/22/2016	619004 GOLDEN STATE WATER CO.	110316		WATER	11,090.77
					Total :	11,090.77
141281	11/22/2016	107498 GOODYEAR TIRE & RUBBER COMPANY, THE	0079187058	037-06329	FIVE-YEAR BUS TIRE LEASE WITH GO	138.96
			0079187059	037-06329	FIVE-YEAR BUS TIRE LEASE WITH GO	17.50
					Total :	156.46
141282	11/22/2016	107513 GRAINGER	9252493763		BUS WASH SUPPLIES	367.42
			9260900379		BUS WASH SUPPLIES	40.26
					Total :	407.68
141283	11/22/2016	207520 GUALOTUNA, HUGO	110116		MEDICAL REIMBURSEMENT	987.40
					Total :	987.40
141284	11/22/2016	109335 HANNON, JACQUELINE	PERMIT #14878		PERMIT DEPOSIT REFUND - 1944 W 15	1,000.00
					Total :	1,000.00
141285	11/22/2016	108607 HENDERSON-BATISTE, TANEKA	OCTOBER 2016		CHILD CARE PROVIDER	1,064.00
					Total :	1,064.00
141286	11/22/2016	108434 HOME DEPOT CREDIT SERVICES	0293294		HOME IMPROVEMENT PROGRAM	-29.40
			2570638		PD PROGRAM SUPPLIES	20.26
			4043013		PD PROGRAM SUPPLIES	133.66
			4220014		HOME IMPROVEMENT PROGRAM	-21.73
			5232968		HOME IMPROVEMENT PROGRAM	-12.80
			5322143		BLDG MAINT SUPPLIES	29.88
			6834057		HOME IMPROVEMENT PROGRAM	43.51

Bank code : usb

Voucher	Date	Vendor	Invoice	PO #	Description/Account	Amount
141286	11/22/2016	108434 HOME DEPOT CREDIT SERVICES	(Continued) 8320748 8770757 9242357		HOME IMPROVEMENT PROGRAM HOME IMPROVEMENT PROGRAM HOME IMPROVEMENT PROGRAM Total :	6.32 67.93 -134.58 103.05
141287	11/22/2016	102313 HUDSON COLLISION INC.	3412 3413 3423 3424 3490 3495 3496		2015 FORD EXPL #1462934 OIL CHANG 2007 FORD E350 #1267073 OIL CHANG 2014 FORD EXPL #1442353 BRAKE SEF 2015 FORD EXPL #1462842 OIL CHANG 2016 FORD EXPL VIN#12978 OIL CHAN 2016 FORD EXPL #1488055 BRAKE SEF 2015 FORD EXPL #1462932 BRAKE SEF Total :	42.59 77.37 218.73 42.59 42.59 501.99 457.96 1,383.82
141288	11/22/2016	208613 HUGHES FAMILY DAY CARE	OCTOBER 2016		CHILD CARE PROVIDER Total :	2,596.00 2,596.00
141289	11/22/2016	106420 HUTCHINGS COURT REPORTERS, LLC	1104344		CERTIFIED DEPOSITION COPY - S. SUI Total :	437.15 437.15
141290	11/22/2016	108555 JALISCO TIRE & AUTO REPAIR	110216 110716 111116		FLAT REPAIR FLAT REPAIR FLAT REPAIR Total :	10.00 10.00 10.00 30.00
141291	11/22/2016	210001 JAMISON, JACQUELYN	OCTOBER 2016		CHILD CARE PROVIDER Total :	3,415.00 3,415.00
141292	11/22/2016	105226 JEKAL FAMILY CHILD CARE	OCTOBER 2016		CHILD CARE PROVIDER Total :	3,788.00 3,788.00
141293	11/22/2016	110426 JOBS AVAILABLE, INC.	1624015		CLASSIFIED ADS - TRANSIT MAINT MA Total :	1,474.20 1,474.20
141294	11/22/2016	105473 JONES, MONJERO	05/01-05/15/16		SPORTS OFFICIAL Total :	40.00 40.00

Bank code : usb

Voucher	Date	Vendor	Invoice	PO #	Description/Account	Amount
141295	11/22/2016	109278 KEETON KREITZER CONSULTING	KKC-0191-2		WESTEN AVE SPECIFIC PLAN/TTM 743	9,552.90
					Total :	9,552.90
141296	11/22/2016	108168 KLIQUE TECHNOLOGIES LLC	3588		RICOH BR HQ7000 1-SD YLD BLACK IN	239.56
					Total :	239.56
141297	11/22/2016	108349 KOSMONT COMPANIES	0019	035-00682	CONSULTING SERVICES - PUBLIC SAF	3,258.30
					Total :	3,258.30
141298	11/22/2016	312240 L.A. COUNTY DEPARTMENT OF, PUBLIC WOR	111516		PERMIT FEE - SENSOR REPLACEMEN	1,891.00
					Total :	1,891.00
141299	11/22/2016	112145 L.A. COUNTY FIRE DEPARTMENT	IN0235761 IN0244296 INV0243189		UNDERGROUND STORAGE TANK PRO ABOVEGROUND PETROLEUM STORAC HAZARDOUS MATERIALS DISCLOSURE	1,833.00 5,000.00 535.00
					Total :	7,368.00
141300	11/22/2016	312039 L.A. COUNTY FIRE DEPARTMENT	C0007620	023-01070	FIRE PROTECTION SERVICES - DECEM	638,576.86
					Total :	638,576.86
141301	11/22/2016	312113 L.A. COUNTY SHERIFF'S DEPT	171441SS		INMATE MEAL DELIVERY PROGRAM - C	1,172.98
					Total :	1,172.98
141302	11/22/2016	104203 L.A. PAINT & BODY WORKS	69680		REPAIR FOR UNIT BUS #719	1,159.48
					Total :	1,159.48
141303	11/22/2016	112863 LA MIRADA GOLF COURSE	021117 DEP		DEPOSIT - GRAGA TOURNAMENT 2/11/	100.00
					Total :	100.00
141304	11/22/2016	112015 LACERDA, DALVANICE	OCTOBER 2016		CHILD CARE PROVIDER	6,385.00
					Total :	6,385.00
141305	11/22/2016	106916 LADD DISTRIBUTION LLC	9710193547		SOLID SOCKETS	366.14
					Total :	366.14
141306	11/22/2016	108301 LANDCARE USA, LLC	8148221	034-00237	MEDIAN MAINTENANCE - NOVEMBER :	6,000.00
					Total :	6,000.00

vchlist
11/18/2016 8:18:22AM

Voucher List
CITY OF GARDENA

Page: 13

Bank code : usb

Voucher	Date	Vendor	Invoice	PO #	Description/Account	Amount
141307	11/22/2016	103399 LANGUAGE NETWORK, INC.	201610251		TRANSLATION - ELECTION NOTICE ST	405.15
					Total :	405.15
141308	11/22/2016	105874 LAWSON PRODUCTS, INC.	9304433021		BUS SHOP SUPPLIES	324.53
					Total :	324.53
141309	11/22/2016	102376 LEXISNEXIS RISK SOLUTIONS	1592371-20161031		MONTHLY SUBSCRIPTION FEE	700.00
					Total :	700.00
141310	11/22/2016	102233 LITTLE PEOPLE DAY CARE	OCTOBER 2016		CHILD CARE PROVIDER	3,832.00
					Total :	3,832.00
141311	11/22/2016	105236 LONG BEACH ICE, INC.	147094		FOOD WINE & CIGAR FESTIVAL SUPPL	327.00
					Total :	327.00
141312	11/22/2016	105754 LOU'S GOLF CARTS, INC.	33823		GOLF CART PARTS	266.77
					Total :	266.77
141313	11/22/2016	108190 MADRID, CARLOS	11/01-11/30/16		POLICE DEPT INTERN SERVICES	3,525.00
					Total :	3,525.00
141314	11/22/2016	105082 MAJESTIC LIGHTING, INC.	ML61400		BLDG MAINT SUPPLIES	22.17
					Total :	22.17
141315	11/22/2016	107951 MARK HANDLER & ASSOCIATES	OCTOBER 2016		BUILDING INSPECTION SERVICES	10,518.95
					Total :	10,518.95
141316	11/22/2016	113016 MARTIN & CHAPMAN CO.	2016529		ELECTRONIC NOMINATION DOCUMEN	87.03
					Total :	87.03
141317	11/22/2016	107644 MARTINEZ, CHERYL NAOMI	OCTOBER 2016		CHILD CARE PROVIDER	2,944.00
					Total :	2,944.00
141318	11/22/2016	104773 MARTINEZ, KAMBY	OCTOBER 2016		CHILD CARE PROVIDER	4,848.00
					Total :	4,848.00
141319	11/22/2016	109341 MATTUCCI PLUMBING	PERMIT #14714		PERMIT DEPOSIT REFUND - 1123 W 15	1,000.00
					Total :	1,000.00

Page: 13

Bank code : usb

Voucher	Date	Vendor	Invoice	PO #	Description/Account	Amount
141320	11/22/2016	104106 MCCAIN	INV0213852		SIGNS/SIGNALS SUPPLIES	828.40
					Total :	828.40
141321	11/22/2016	113064 MCMASTER-CARR SUPPLY COMPANY	85747137		BUS FACILITY MAINT SUPPLIES	231.26
					Total :	231.26
141322	11/22/2016	108699 MEZIERE ENTERPRISES INC.	27774		REBUILD WATER PUMP	324.00
					Total :	324.00
141323	11/22/2016	109331 MGT OF AMERICA, INC.	29008	023-01084	SB 90 CLAIMS SERVICES	3,750.00
					Total :	3,750.00
141324	11/22/2016	109263 MILLER, SARA	NOVEMBER 2016		POLICE DEPT INTERN SERVICES	500.00
					Total :	500.00
141325	11/22/2016	105877 MILLET SOFTWARE	616121634		VISUAL CUT ANNUAL SUPPORT ~	60.00
					Total :	60.00
141326	11/22/2016	103093 MOBILE RELAY ASSOCIATES, INC.	80005280	037-09524	BUS RADIO SYSTEM LEASE - OCTOBE	477.75
			80005281	037-09524	BUS RADIO SYSTEM LEASE - OCTOBE	95.55
			80005282	037-09524	BUS RADIO SYSTEM LEASE - OCTOBE	9,056.97
			80005411	037-09524	BUS RADIO SYSTEM LEASE - NOVEMB	95.55
			80005412	037-09524	BUS RADIO SYSTEM LEASE - NOVEMB	477.75
			80005413	037-09524	BUS RADIO SYSTEM LEASE - NOVEMB	9,056.97
					Total :	19,260.54
141327	11/22/2016	108604 MOORE, VELTA	OCTOBER 2016		CHILD CARE PROVIDER	3,180.00
					Total :	3,180.00
141328	11/22/2016	101730 MOZAN, M.D., LAWRENCE	102616		MEDICAL RECORD REVIEW - ARREOL/	2,300.00
					Total :	2,300.00
141329	11/22/2016	109056 MULTICARD	1200040860	024-00386	CD800 PRINTER, COLOR,DUPLEX W/SI	9,962.55
					Total :	9,962.55
141330	11/22/2016	113295 MUNISERVICES, LLC	0000043820		SALES & USE TAX SERVICES ~	18,479.33
					Total :	18,479.33

Bank code : usb

Voucher	Date	Vendor	Invoice	PO #	Description/Account	Amount
141331	11/22/2016	113605 MUTUAL LIQUID GAS & EQUIPMENT, CO., INC	20394		SERVICE AGREEMENT PLAN	135.00
			271614		PROPANE GAS	365.84
			272172		PROPANE GAS	283.93
					Total :	784.77
141332	11/22/2016	105622 N/S CORPORATION	0078967	037-09384	MONTHLY BUS WASH EQUIP MAINTEN	385.00
					Total :	385.00
141333	11/22/2016	106951 OCC BUILDERS	110916		GARAGE RETROFIT ALTERNATE-FUEL	3,686.00
			RETENTION JN872		GARAGE RETROFIT ALTERNATE-FUEL	1,815.00
					Total :	5,501.00
141334	11/22/2016	115168 OFFICE DEPOT	866146508		PW OFFICE SUPPLIES	345.18
			866933123		FCC OFFICE SUPPLIES	1.21
			866933204		FCC OFFICE SUPPLIES	8.70
			867726388		PD OFFICE SUPPLIES	39.31
			867726478		PD OFFICE SUPPLIES	4.43
			867726479		PD OFFICE SUPPLIES	59.20
			868210229		BUS OFFICE SUPPLIES	5.45
			868210531		BUS OFFICE SUPPLIES	100.38
			868210532		BUS OFFICE SUPPLIES	29.42
			869791114		PD OFFICE SUPPLIES	84.32
			869791563		PD OFFICE SUPPLIES	119.89
			869791565		PD OFFICE SUPPLIES	-34.96
			869944219		PD OFFICE SUPPLIES	232.48
			871013626		PD OFFICE SUPPLIES	43.49
			871035685		CC OFFICE SUPPLIES	11.98
			871780924		CT OFFICE SUPPLIES	7.07
			871862261		PF OFFICE SUPPLIES	119.89
			876009110		CDD OFFICE SUPPLIES	143.19
			876025060		CC OFFICE SUPPLIES	70.93
			876030103		CC OFFICE SUPPLIES	97.82
			876320446		ECON DEV OFFICE SUPPLIES	61.81
			876563525		PD OFFICE SUPPLIES	1.64
			876785296		PD OFFICE SUPPLIES	54.80
			877761270		PD OFFICE SUPPLIES	25.76
			878050727		CM OFFICE SUPPLIES	60.38

Bank code : usb

Voucher	Date	Vendor	Invoice	PO #	Description/Account	Amount
141334	11/22/2016	115168 115168 OFFICE DEPOT	(Continued)		Total :	1,763.69
141335	11/22/2016	115810 ORKIN PEST CONTROL	OCTOBER 2016		PEST CONTROL - ACCT #27336703	900.92
					Total :	900.92
141336	11/22/2016	103673 PACIFIC PRODUCTS & SERVICE, LLC	21239		SIGNS/SIGNALS SUPPLIES	438.06
					Total :	438.06
141337	11/22/2016	109328 PATIN, JULIOUS	11/01-11/15/16		SPORTS OFFICIAL	220.00
					Total :	220.00
141338	11/22/2016	100495 PATIN, KEOWN	11/01-11/15/16		SPORTS OFFICIAL	200.00
					Total :	200.00
141339	11/22/2016	307101 PETTY CASH FUND	10/06-11/09/16		REPLENISH PETTY CASH	431.54
					Total :	431.54
141340	11/22/2016	101996 PHILLIPS 66 CO/GECRB	110816		FUEL PURCHASES	859.24
					Total :	859.24
141341	11/22/2016	109337 PREWITT, TERRELL	11/01-11/15/16		SPORTS OFFICIAL	60.00
					Total :	60.00
141342	11/22/2016	108045 PROSOURCE FACILITY SUPPLY	19565 19566		CUSTODIAL SUPPLIES CUSTODIAL SUPPLIES	1,380.90 426.63
					Total :	1,807.53
141343	11/22/2016	106092 PRUDENTIAL OVERALL SUPPLY	42091262 42091263 42091264 42091265 42093639 42093640 42093641 42093642 42093643 42093644 42093645		UNIFORM & SUPPLY RENTAL UNIFORM RENTAL SUPPLY RENTAL - MATS - GMBL SHOP UNIFORM & SUPPLY RENTAL UNIFORM & SUPPLY RENTAL UNIFORM RENTAL SUPPLY RENTAL - MATS - PD SUPPLY RENTAL - MATS - NCC SUPPLY RENTAL - MATS - CH SUPPLY RENTAL - MATS - HS UNIFORM & SUPPLY RENTAL	199.74 62.98 8.10 254.72 199.74 62.98 71.44 12.42 16.05 8.28 271.32

Bank code : usb

Voucher	Date	Vendor	Invoice	PO #	Description/Account	Amount
141343	11/22/2016	106092 PRUDENTIAL OVERALL SUPPLY	(Continued)			
			42093646		SUPPLY RENTAL - MATS - GMBL	26.60
			42095896		UNIFORM & SUPPLY RENTAL	203.15
			42095897		UNIFORM RENTAL	62.98
			42095898		SUPPLY RENTAL - MATS - GMBL SHOP	8.10
			42095899		UNIFORM & SUPPLY RENTAL	254.72
			42098205		UNIFORM & SUPPLY RENTAL	199.74
			42098206		UNIFORM RENTAL	62.98
			42098207		SUPPLY RENTAL - MATS - PD	71.44
			42098208		SUPPLY RENTAL - MATS - NCC	12.42
			42098209		SUPPLY RENTAL - MATS - CH	16.05
			42098210		SUPPLY RENTAL - MATS - HS	8.28
			42098211		UNIFORM & SUPPLY RENTAL	271.32
			42098212		SUPPLY RENTAL - MATS - GMBL	26.60
			42100305		UNIFORM & SUPPLY RENTAL	203.15
			42100306		UNIFORM RENTAL	62.98
			42100307		SUPPLY RENTAL - MATS - GMBL SHOP	8.10
			42100308		UNIFORM & SUPPLY RENTAL	254.72
					Total :	2,921.10
141344	11/22/2016	100147 RCI IMAGE SYSTEMS	0075097		MICROFICHE SCANNING - 2636 W 1551	23.98
					Total :	23.98
141345	11/22/2016	103072 REACH	1116391		EAP SERVICES/REACHLINE NEWSLET	902.00
					Total :	902.00
141346	11/22/2016	108886 REDMON GROUP INC.	RG2016344	037-08738	GTRANS WEBSITE MAINTENANCE ANI	1,406.25
					Total :	1,406.25
141347	11/22/2016	118142 REFRIGERATION SUPPLIES, DISTRIBUTOR	48321723		BLDG MAINT SUPPLIES	25.86
					Total :	25.86
141348	11/22/2016	118476 RICOH USA, INC.	22039663	035-00448	COPIER, RICOH AFICIO MP C5501 LEA	539.55
			9018520436	023-00936	RICOH MPC3503 COPIER LEASE - ADM	151.34
			9018520438	023-00936	RICOH MPC3503 COPIER LEASE - HS	126.10
			9018520440	023-00936	RICOH MPC3503 COPIER LEASE - SR.	148.21
			9018631447	023-00936	RICOH MPC3503 COPIER LEASE - BUS	180.54

Bank code : usb

Voucher	Date	Vendor	Invoice	PO #	Description/Account	Amount
141348	11/22/2016	118476 RICOH USA, INC.	(Continued)		Total :	1,145.74
141349	11/22/2016	104092 ROSE MUFFLER & BRAKE SERVICE	1270587		MUFFLER SERVICE FOR UNIT #575	216.70
					Total :	216.70
141350	11/22/2016	118423 ROTEX	S124856		SEWER PROGRAM SUPPLIES	125.00
					Total :	125.00
141351	11/22/2016	107551 RUIZ CONCRETE & PAVING INC	RETENTION 9/9/16		PEDESTRIAN SAFETY IMPROVEMENT	15,918.74
					Total :	15,918.74
141352	11/22/2016	107511 RY RODRIGUEZ, INC.	28560	037-09400	ROTARY PARALLELOGRAM LIFT REPAI	3,818.82
			28639	037-08438	ANNUAL PREV MAINT SVC AND SAFET	12,789.05
					Total :	16,607.87
141353	11/22/2016	119126 S.B.R.P.C.A.	03068	035-00688	HEAT ALERT AND DEPLOYMENT SYSTI	2,097.31
			03076		SERVICES - TROUBLESHOOTING	500.00
					Total :	2,597.31
141354	11/22/2016	119022 SAFEMART OF SOUTHERN, CALIFORNIA	89252		PD PROGRAM SUPPLIES	14.72
					Total :	14.72
141355	11/22/2016	119015 SAFETY-KLEEN CORPORATION	71573581		SERVICE AQUEOUS PARTS WASHER	358.98
					Total :	358.98
141356	11/22/2016	102833 SAMAME, LILIANA	OCTOBER 2016		CHILD CARE PROVIDER	2,484.00
					Total :	2,484.00
141357	11/22/2016	119016 SAM'S CLUB	2814 11/8/16		REC PROGRAM SUPPLIES	191.08
			3079		REC PROGRAM SUPPLIES	22.96
			3748		REC PROGRAM SUPPLIES	93.21
			7520		REC PROGRAM SUPPLIES	63.01
			7521		SR BUREAU PROGRAM SUPPLIES	12.98
			9481 11/10/16		REC PROGRAM SUPPLIES	347.60
					Total :	730.84
141358	11/22/2016	109011 SANCARRANCO, SANDRA	10/30-11/05/16		ENGINEERING INTERN	195.00
			11/06-11/12/16		ENGINEERING INTERN	180.00

Voucher List
CITY OF GARDENA

Bank code : usb

Voucher	Date	Vendor	Invoice	PO #	Description/Account	Amount
141358	11/22/2016	109011 109011 SANCARRANCO, SANDRA	(Continued)		Total :	375.00
141359	11/22/2016	119442 SC FUELS	0691533		COOLANT, ZEREX	1,868.95
			0714777		COOLANT, ZEREX	1,928.95
			0719059		DRUM RETURN CREDIT	-50.07
				S	Total :	3,747.83
141360	11/22/2016	109317 SCS ENGINEERS	0288799	037-09533	TANK SYSTEM ASSESSMENT/CERTIFK	2,000.00
					Total :	2,000.00
141361	11/22/2016	108654 SECTRAN SECURITY INC.	16091607		CURRENCY VERIFICATION - SEPTEMB	1,015.65
					Total :	1,015.65
141362	11/22/2016	107006 SHAMROCK COMPANIES	2056523		SIGNS/SIGNALS SUPPLIES	331.98
			2057650		SIGNS/SIGNALS SUPPLIES	708.16
			2058931		SIGNS/SIGNALS SUPPLIES	149.39
			2060731		PARK MAINT SUPPLIES	194.44
			2061602		SIGNS/SIGNALS SUPPLIES	771.94
			2062683		SIGNS/SIGNALS SUPPLIES	71.14
			2062845		PARK MAINT SUPPLIES	25.12
					Total :	2,252.17
141363	11/22/2016	109224 SHAW PUMP & SUPPLY, INC.	00030856		BUS BLDG MAINT SUPPLIES	735.92
					Total :	735.92
141364	11/22/2016	106050 SHEHATA, AMY	OCTOBER 2016		CHILD CARE PROVIDER	2,842.00
					Total :	2,842.00
141365	11/22/2016	119233 SHERWIN-WILLIAMS CO.	9829-2	024-00391	STREET MAINT SUPPLIES	4,186.36
					Total :	4,186.36
141366	11/22/2016	105229 SIAPIN HORTICULTURE, INC.	46520		MONTHLY MAINTENANCE - OCTOBER	650.00
					Total :	650.00
141367	11/22/2016	101649 SILVIA ESPINOZA FAMILY CHILD, CARE	OCTOBER 2016		CHILD CARE PROVIDER	4,790.00
					Total :	4,790.00

Bank code : usb

Voucher	Date	Vendor	Invoice	PO #	Description/Account	Amount
141368	11/22/2016	119361 SMART & FINAL IRIS CO.	138588		SR BUREAU PROGRAM SUPPLIES	103.84
			142817		REC PROGRAM SUPPLIES	11.98
					Total :	115.82
141369	11/22/2016	119447 SOUTH BAY FORD	509875		GTRANS AUTO PARTS	65.30
			509889		GTRANS AUTO PARTS	498.77
			509922		GTRANS AUTO PARTS	30.79
					Total :	594.86
141370	11/22/2016	119447 SOUTH BAY FORD	141874		GTRANS AUTO PARTS	30.10
					Total :	30.10
141371	11/22/2016	109322 SOUTHCOMM BUSINESS MEDIA	25288667		CLASSIFIED AD - GTRANS OPENING PO	396.00
					Total :	396.00
141372	11/22/2016	619003 SOUTHERN CALIFORNIA EDISON	110516		LIGHT & POWER	69,719.42
					Total :	69,719.42
141373	11/22/2016	108979 SPEARS, FRED	04/16-04/30/16		SPORTS OFFICIAL	380.00
			05/01-05/15/16		SPORTS OFFICIAL	100.00
					Total :	480.00
141374	11/22/2016	107524 SPINITAR	351953		BUY BACK SCRATCHED UNIT FXH551-	1,835.00
					Total :	1,835.00
141375	11/22/2016	119548 ST. JOHN LUTHERAN CHURCH	NOVEMBER 2016		SENIOR CITIZENS DAY CARE	900.00
					Total :	900.00
141376	11/22/2016	119594 STANLEY PEST CONTROL	COG 1016		PEST CONTROL SERVICE - 1670 W 162	540.00
					Total :	540.00
141377	11/22/2016	107946 SUPERIOR DOCUMENT SERVICE, INC	27227		PHOTOCOPY SERVICES - AREOLA & A	77.08
					Total :	77.08
141378	11/22/2016	220418 TALISON, LUCILLE	OCTOBER 2016		CHILD CARE PROVIDER	2,777.00
					Total :	2,777.00
141379	11/22/2016	106220 TAPSCOTT, SEDRIC	11/01-11/15/16		SPORTS OFFICIAL	300.00

vchlist
11/18/2016 8:18:22AM

Voucher List
CITY OF GARDENA

Page: 21

Bank code : usb

Voucher	Date	Vendor	Invoice	PO #	Description/Account	Amount
141379	11/22/2016	106220 106220 TAPSCOTT, SEDRIC	(Continued)		Total :	300.00
141380	11/22/2016	100781 TECS ENVIRONMENTAL COMPLIANCE, SERV	Gar-1116		MS4 PERMIT & RELATED TASKS -	6,865.00
					Total :	6,865.00
141381	11/22/2016	106870 TENDER LOVING CARE CATERING, INC.	11/01-11/15/16		SENIOR FEEDING PROGRAM	10,663.53
					Total :	10,663.53
141382	11/22/2016	120215 THOMPSON TROPHY MFG., INC.	50520		TROPHIES FOR HOLLOWEEN EVENT	98.10
			50599		REC PROGRAM SUPPLIES	135.16
					Total :	233.26
141383	11/22/2016	123122 THOMSON REUTERS - WEST	835085617		CAANNOTATED CODES SUBSCRIPTIO	703.70
					Total :	703.70
141384	11/22/2016	104126 TIME WARNER CABLE	060416 0519		DED INTERNET ACCESS 60M - 1700 W	1,320.00
			060416 4322		BCF FIBER I-NET - 13999 S WESTERN /	800.00
			061016		BUSINESS CLASS CABLE PACKAGE ~	236.06
			061316		BUSINESS CLASS CABLE PACKAGE ~	113.81
			061416		BASIC CABLE TELEVISION PACKAGE ~	105.19
			100416 4322		BCF FIBER I-NET - 13999 S WESTERN /	800.00
			110416 0519		DED INTERNET ACCESS 200M - 1700 W	1,648.49
			110416 4322		BCF FIBER I-NET - 13999 S WESTERN /	800.00
					Total :	5,823.55
141385	11/22/2016	105070 T-MOBILE USA, INC.	9276188506		GPS LOCATE	459.00
					Total :	459.00
141386	11/22/2016	109003 TONNU, AUVI	110216		REIMBURSEMENT - REFRESHMENTS F	217.58
					Total :	217.58
141387	11/22/2016	106853 TORREGANO, WARKITHA	103116		MEDICAL REIMBURSEMENT	39.99
			110116		REIMBURSEMENT - SPHR EXAM PREP	44.05
					Total :	84.04
141388	11/22/2016	120525 TRANS UNION LLC	10607429		CREDIT REPORT	78.90
					Total :	78.90

Page: 21

Bank code : usb

Voucher	Date	Vendor	Invoice	PO #	Description/Account	Amount
141389	11/22/2016	105959 TRANSITTALENT.COM, LLC	1971610		RECRUITMENT AD - FINANCIAL SERVIC	403.75
					Total :	403.75
141390	11/22/2016	109900 U.S. BANK CORPORATE PAYMENT, SYSTEMS	JONES 10/24/16		CAL CARD STATEMENT 9/23-10/24/16	1,266.99
			KANG 10/24/16		CAL CARD STATEMENT 9/23-10/24/16	1,069.90
			MALLORY 10/24/16		CAL CARD STATEMENT 9/23-10/24/16	80.00
			NIKO 10/24/16		CAL CARD STATEMENT 9/23-10/24/16	254.95
			ROMERO 10/24/16		CAL CARD STATEMENT 9/23-10/24/16	-96.76
				S		
			V OSORIO 10/24/16		CAL CARD STATEMENT 9/23-10/24/16	1,877.89
					Total :	4,452.97
141391	11/22/2016	109220 U.S. BANK EQUIPMENT FINANCE	317105054		RICOH MPC4503 COPIER LEASE - CDD	150.22
					Total :	150.22
141392	11/22/2016	101448 U.S. HEALTHWORKS MEDICAL, GROUP, PC	3012614		RANDOM BAT-DOT - G. MEDINA, K. MIL	241.00
			3016081		NIDA D/S COLLECTION - W. DEAN	43.00
					Total :	284.00
141393	11/22/2016	121550 U.S. LIFE INSURANCE COMPANY	NOVEMBER 2016		LIFE INSURANCE GRP PLANS G24219E	5,714.38
			OCTOBER 2016		LIFE INSURANCE GRP PLANS G24219E	5,708.53
			SEPTEMBER 2016		LIFE INSURANCE GRP PLANS G24219E	5,720.23
					Total :	17,143.14
141394	11/22/2016	104692 ULINE	81140295		BUS PROGRAM SUPPLIES	69.08
					Total :	69.08
141395	11/22/2016	121275 UNDERGROUND SERVICE ALERT, OF SC	1020160277		NEW TICKETS	141.00
					Total :	141.00
141396	11/22/2016	103227 UNIPLAN ENGINEERING, INC.	800136-4		DESIGN & CMI SERVICES - 139TH ST S	6,600.00
					Total :	6,600.00
141397	11/22/2016	121010 UNITED RENTALS	142045877		RENTAL - PLATE COMPACTOR	88.04
					Total :	88.04
141398	11/22/2016	121407 UPS	914073436 10/22/16		SHIPPING SERVICE CHARGES	17.14

Bank code : usb

Voucher	Date	Vendor	Invoice	PO #	Description/Account	Amount
141398	11/22/2016	121407 121407 UPS	(Continued)		Total :	17.14
141399	11/22/2016	105549 VALDEZ, MATILDE	OCTOBER 2016		CHILD CARE PROVIDER	5,616.00
					Total :	5,616.00
141400	11/22/2016	102286 VARGAS, EDGARDO J.	GEPCO 2016		GEPCO LOAN	2,000.00
					Total :	2,000.00
141401	11/22/2016	122050 VERIZON WIRELESS	9772180417		BUS CELL PHONE SERVICE~	817.30
			9773463335		PW MOBILE BROADBAND SERVICE~	342.09
			9773847322		BUS CELL PHONE SERVICE~	1,112.34
			9773969215		REC CELL PHONE SERVICE~	344.42
					Total :	2,616.15
141402	11/22/2016	103841 VILLAGE AUTO SPA	10/03-10/27/16		CAR WASH	481.95
					Total :	481.95
141403	11/22/2016	100107 WAYNE ELECTRIC CO.	175680		VICKERS PUMP	358.62
			175745		DIVERSION PUMPS	528.66
					Total :	887.28
141404	11/22/2016	103744 WESTWAY UNIFORMS	5140		BUS UNIFORM SUPPLIES	1,018.33
			5216		BUS UNIFORM SUPPLIES	388.31
			5452		PD UNIFORM SUPPLIES	77.70
			5453		PD UNIFORM SUPPLIES	804.75
			5454		PD UNIFORM SUPPLIES	804.75
			5455		PD UNIFORM SUPPLIES	804.75
			5456		PD UNIFORM SUPPLIES	804.75
			5457		PD UNIFORM SUPPLIES	194.89
					Total :	4,898.23
141405	11/22/2016	109342 WHITMAN ELECTRIC	111016		TRAFFIC SIGNAL UPGRADE VARIOUS	47,675.46
					Total :	47,675.46
141406	11/22/2016	108568 WILSON, TRAVIS	05/01-05/15/16		SPORTS OFFICIAL	160.00
					Total :	160.00
141407	11/22/2016	223252 WINSTON, LINDA	OCTOBER 2016		CHILD CARE PROVIDER	3,601.00

Bank code : usb

Voucher	Date	Vendor	Invoice	PO #	Description/Account	Amount
141407	11/22/2016	223252 223252 WINSTON, LINDA	(Continued)		Total :	3,601.00
141408	11/22/2016	125001 YAMADA COMPANY, INC.	72741		PARK MAINT SUPPLIES	139.30
			72752		PARK MAINT SUPPLIES	96.36
			72995		PARK MAINT SUPPLIES	43.19
			73025		PARK MAINT SUPPLIES	11.98
			73062		PARK MAINT SUPPLIES	27.80
			73063		PARK MAINT SUPPLIES	15.48
					Total :	334.11
141409	11/22/2016	103601 YINCOM	5476	023-01083	REPLACEMENT HOST HPE SERVER FC	2,719.55
			5480		POWER SUPPLY & VIDEO CARD REPL	1,150.60
			5481		64GB MEMORY FOR HP SERVER	566.80
			5482		EPSON HD PROJECTOR FOR GTRANS	844.75
			5483		HP COLOR LASERJET PRO M477FDN	489.41
					Total :	5,771.11
141410	11/22/2016	105945 ZEMARC CORPORATION	3021089		2" TUBE CLAMP	57.29
					Total :	57.29
141411	11/22/2016	126122 ZEP SALES & SERVICE	9002497377		BUS SHOP SUPPLIES	341.39
					Total :	341.39
141412	11/22/2016	104934 ZUMAR INDUSTRIES, INC.	0167259		SIGNS/SIGNALS SUPPLIES	67.52
					Total :	67.52
221	Vouchers for bank code : usb				Bank total :	1,471,587.24
221	Vouchers in this report				Total vouchers :	1,471,587.24

Bank code : usb

Voucher	Date	Vendor	Invoice	PO #	Description/Account	Amount
---------	------	--------	---------	------	---------------------	--------

CLAIMS VOUCHER APPROVAL

I hereby certify that the demands or claims covered by the checks listed on pages 1 to 24 inclusive of the check register are accurate and funds are available for payment thereof.

By: 
Accounting/Finance Manager

This is to certify that the claims or demands covered by checks listed on pages 1 to 24 inclusive of the check register have been audited by the City Council of the City of Gardena and that all of the said checks are approved for payment except check numbers:

_____ Mayor	_____ Date
_____ Councilmember	<u>11/22/16</u> Date
_____ Councilmember	_____ Date
Acknowledged:	
_____ Councilmember	_____ Date
_____ Councilmember	_____ Date

vchlist
12/08/2016 11:22:24AM

Voucher List
CITY OF GARDENA

Page: 1

Bank code : usb

Voucher	Date	Vendor	Invoice	PO #	Description/Account	Amount
11543	11/22/2016	104058 ADMINISURE, INC.	112216		WORKERS' COMP CLAIMS ADMINISTR	50,774.16
					Total :	50,774.16
11544	11/23/2016	106110 ADVANCED BENEFIT SOLUTIONS, LLC	112316		HEALTH INSURANCE CLAIMS	147,997.04
					Total :	147,997.04
11545	12/5/2016	104058 ADMINISURE, INC.	120516		WORKERS' COMP CLAIMS ADMINISTR	26,071.88
					Total :	26,071.88
11546	12/6/2016	106110 ADVANCED BENEFIT SOLUTIONS, LLC	120616		HEALTH INSURANCE CLAIMS	67,685.05
					Total :	67,685.05
141413	11/23/2016	101195 WASTE RESOURCES GARDENA	112116		WASTE COLLECTION	205,494.31
					Total :	205,494.31
141414	11/23/2016	212011 LANSDELL, MITCHELL G.	111816		REIMBURSEMENT - ORAL BOARD LUN	117.01
					Total :	117.01
141415	11/23/2016	110014 JENKINS, JOAN STEIN	10/01-10/31/16		MONTHLY CITY PROSECUTOR CHARG	4,000.00
					Total :	4,000.00
141416	12/1/2016	105945 ZEMARC CORPORATION	3020496	037-09541	DRIVE COUPLINGS	3,889.12
					Total :	3,889.12
141417	12/1/2016	105945 ZEMARC CORPORATION	3020748/15003609	037-09541	DRIVE COUPLINGS	3,431.99
					Total :	3,431.99
141418	12/1/2016	113293 MAIN STREET TOURS	8605C	034-00243	BUS TRIP - SENIOR CITIZENS HOLIDAY	3,735.00
					Total :	3,735.00
141419	12/1/2016	712500 KAISER PERMANENTE	0019274543		HEALTH INSURANCE - OUT OF STATE~	272.00
					Total :	272.00
141420	12/1/2016	619004 GOLDEN STATE WATER CO.	111816		WATER	16,171.30
					Total :	16,171.30
141421	12/1/2016	619003 SOUTHERN CALIFORNIA EDISON	111816		LIGHT & POWER	12,091.28

Page: 1

Bank code : usb

Voucher	Date	Vendor	Invoice	PO #	Description/Account	Amount
141421	12/1/2016	619003 619003 SOUTHERN CALIFORNIA EDISON	(Continued)		Total :	12,091.28
141422	12/1/2016	111016 KAISER FOUNDATION HEALTH PLAN	DECEMBER 2016		HEALTH INSURANCE	179,361.55
					Total :	179,361.55
141423	12/1/2016	105236 LONG BEACH ICE, INC.	151517		WINTER WONDERLAND/TREE LIGHTIN	3,024.75
				034-00242	Total :	3,024.75
141424	12/8/2016	113299 MERRIMAC ENERGY GROUP	2163024		87 OCTANE REGULAR UNLEADED FUE	12,630.14
				024-00392	Total :	12,630.14
141425	12/8/2016	113299 MERRIMAC ENERGY GROUP	2163025		DIESEL FUEL	3,492.11
				024-00392	Total :	3,492.11
141426	12/13/2016	103164 4IMPRINT	5076488		WINTER WONDERLAND SUPPLIES	300.61
				034-00235	Total :	300.61
141427	12/13/2016	106086 ABC COMPANIES	2327203		ACCIDENT REPAIR FOR BUS #772	2,553.60
				037-09535	Total :	2,553.60
141428	12/13/2016	100531 ACCIDENT RESEARCH &, BIOMECHANICS, IN	101816		PROFESSIONAL SERVICES - MONTALV	2,386.33
					Total :	2,386.33
141429	12/13/2016	108948 ADAMS-NAULLS, VICKEY	NOVEMBER 2016		VOLUNTEER DRIVER	15.00
					Total :	15.00
141430	12/13/2016	105149 ADAMSON POLICE PRODUCTS	INV230192		PD TACTICAL EQUIPMENT & SUPPLIES	319.76
			INV230452		PD TACTICAL EQUIPMENT & SUPPLIES	634.36
					Total :	954.12
141431	12/13/2016	104058 ADMINISURE, INC.	9738		WORKERS' COMP CLAIMS ADMINISTR	8,560.00
				023-01081	Total :	8,560.00
141432	12/13/2016	101031 AFFORDABLE HOUSING, PROFESSIONALS, IN	PI-HOME-Del-1		STATE HOME PROG - 2403 W 157TH ST	3,150.00
					Total :	3,150.00

Bank code : usb

Voucher	Date	Vendor	Invoice	PO #	Description/Account	Amount
141433	12/13/2016	101031 AFFORDABLE HOUSING, PROFESSIONALS, I	Sm-2		MFRCC PROG - 1238 W 144TH ST	1,500.00
					Total :	1,500.00
141434	12/13/2016	101031 AFFORDABLE HOUSING, PROFESSIONALS, I	Cruz-6		STATE HOME PROG - 1339 MARINE AVI	1,450.00
					Total :	1,450.00
141435	12/13/2016	101031 AFFORDABLE HOUSING, PROFESSIONALS, I	Yu-1		MFRCC PROG - 114617 S BERENDO AV	1,425.00
					Total :	1,425.00
141436	12/13/2016	101031 AFFORDABLE HOUSING, PROFESSIONALS, I	PI-HOME-Hy-5		STATE HOME PROG - 15067 SUTRO AV	1,375.00
					Total :	1,375.00
141437	12/13/2016	101031 AFFORDABLE HOUSING, PROFESSIONALS, I	Nw-S		MFRCC PROG - 1243 W 144TH ST	1,175.00
					Total :	1,175.00
141438	12/13/2016	101031 AFFORDABLE HOUSING, PROFESSIONALS, I	Pit-4		STATE HOME PROG - 13102 CATALINA,	525.00
					Total :	525.00
141439	12/13/2016	101031 AFFORDABLE HOUSING, PROFESSIONALS, I	HOME-Lil-5		STATE HOME PROG - 13408 S NEW HA	300.00
					Total :	300.00
141440	12/13/2016	101031 AFFORDABLE HOUSING, PROFESSIONALS, I	Ok-3		MFRCC PROG - 1242 W 144TH ST	285.00
					Total :	285.00
141441	12/13/2016	101748 AFTERMARKET PARTS COMPANY LLC, THE	81009373	037-09398	GTRANS AUTO PARTS	20,407.68
			81077244	037-09537	GTRANS AUTO PARTS	88.78
			81077278	037-09537	GTRANS AUTO PARTS	277.90
			81077300	037-09537	GTRANS AUTO PARTS	2,012.66
			81083164	037-09460	GTRANS AUTO PARTS	6,495.13
			81083297	037-09543	GTRANS AUTO PARTS	2,995.39
			81083594	037-09543	GTRANS AUTO PARTS	302.93
			81084725	037-09544	GTRANS AUTO PARTS	2,415.66
					Total :	34,996.13
141442	12/13/2016	101748 AFTERMARKET PARTS COMPANY LLC, THE	81068600	037-09536	GTRANS AUTO PARTS	564.59
			81069511	037-09536	GTRANS AUTO PARTS	467.38
			81069562	037-09536	GTRANS AUTO PARTS	1,506.02
			81083884	037-09406	GTRANS AUTO PARTS	654.76

Bank code : usb

Voucher	Date	Vendor	Invoice	PO #	Description/Account	Amount
141442	12/13/2016	101748	101748 AFTERMARKET PARTS COMPANY LLC, T (Continued)		Total :	3,192.75
141443	12/13/2016	101713 ALL AMERICAN ASPHALT	172620		139TH ST. STREET IMPROVEMENT JN :	19,690.84
					Total :	19,690.84
141444	12/13/2016	100925 AMERICAN MOVING PARTS	01A56565		GTRANS AUTO PARTS	861.82
			01A58912		GTRANS AUTO PARTS	716.92
			01A58938		GTRANS AUTO PARTS	1,143.30
			01A59977		GTRANS AUTO PARTS	554.27
					Total :	3,276.31
141445	12/13/2016	101628 AQUA-FLO SUPPLY	015242		PARK MAINT SUPPLIES	263.20
			016783		PARK MAINT SUPPLIES	202.81
			018348		PARK MAINT SUPPLIES	132.77
					Total :	598.78
141446	12/13/2016	108867 ARKADIN, INC.	C241177112016		ACCUCONFERENCE CONFERENCE CA	134.53
					Total :	134.53
141447	12/13/2016	104687 AT&T	8858924		TELEPHONE	232.27
			8858925		TELEPHONE	288.69
			8859235		TELEPHONE	10,107.07
			8902154		TELEPHONE	33.50
			8902155		TELEPHONE	85.71
			8902171		TELEPHONE	33.50
			8902179		TELEPHONE	33.50
			8902180		TELEPHONE	86.31
			8932389		TELEPHONE	108.84
					Total :	11,009.39
141448	12/13/2016	100964 AT&T MOBILITY	287269251365X120116		PD DATA ACCT #287269251365~	41.45
			834935325X11162016CD		CDD CELL PHONE ACCT #834935325~	157.44
			834935325X11162016PW		PW IPAD ACCT #834935325~	27.91
			835577878X12012016		PD CELL PHONE ACCT #835577878~	873.50
					Total :	1,100.30
141449	12/13/2016	101051 AZPIRI, MARA	DECEMBER 2016		READING/PHONICS/MATH INSTRUCTO	1,332.00

Bank code : usb

Voucher	Date	Vendor	Invoice	PO #	Description/Account	Amount
141449	12/13/2016	101051 101051 AZPIRI, MARA	(Continued)		Total :	1,332.00
141450	12/13/2016	105377 BARTEL ASSOCIATES, LLC	16-945		ACTUARIAL CONSULTING SERVICES -	2,702.00
					Total :	2,702.00
141451	12/13/2016	104371 BATES, LEROY	DECEMBER 2016		YOUTH GOLF INSTRUCTOR	120.00
					Total :	120.00
141452	12/13/2016	102054 BAVCO	782679		BACKFLOW VALVE REPAIRS	630.00
					Total :	630.00
141453	12/13/2016	102400 BAYSIDE MEDICAL CENTER	9394		DOT/DMV PE-NEW - G. GAMEZ	50.00
			9461		BLOOD DRAW - H. RONALD, J. NIETO, I	508.80
					Total :	558.80
141454	12/13/2016	102035 BD WHITE TOP SOIL CO., INC.	77776		STREET MAINT SUPPLIES	139.52
					Total :	139.52
141455	12/13/2016	109362 BEIRSTO, CRAIG	112816		WINTER CELEBRATION - SANTA CLAU	60.00
					Total :	60.00
141456	12/13/2016	109371 BELLES, CHORAL	121516		CANDLELIGHT DINNER ENTERTAINME	200.00
					Total :	200.00
141457	12/13/2016	107747 BENGAR PRODUCTIONS	5690	034-00238	PRINTING - UNIFORMS, FLAG FOOTBA	2,612.00
					Total :	2,612.00
141458	12/13/2016	102840 BERLITZ LANGUAGE CENTER	16-00068 FCC		BILINGUAL TESTING - J. AREVALO	110.00
			16-00068 PD		BILINGUAL TESTING - Z. MURPHY, K. C	330.00
			16-00068 REC		BILINGUAL TESTING - C. ALVARADO	110.00
					Total :	550.00
141459	12/13/2016	102155 BEST CONTRACTING SERVICES, INC	B/L #1350		BUSINESS LICENSE FEE OVERPAYMEI	75.00
					Total :	75.00
141460	12/13/2016	109373 BIG BLUE PHOTO BOOTH	2016		RENTAL - PHOTO BOOTH	250.00
					Total :	250.00

Bank code : usb

Voucher	Date	Vendor	Invoice	PO #	Description/Account	Amount
141461	12/13/2016	102805 BLANCO, VERONICA	102716		REIMBURSEMENT - GFCC PROGRAM S	146.48
					Total :	146.48
141462	12/13/2016	102331 BLUE DIAMOND MATERIALS	839026		STREET MAINT SUPPLIES	80.62
			843082		STREET MAINT SUPPLIES	113.14
					Total :	193.76
141463	12/13/2016	109377 BOB BARKER COMPANY, INC.	UT1000401986		JAIL PROGRAM SUPPLIES	430.32
			WEB000455899		JAIL PROGRAM SUPPLIES	719.25
			WEB000456028		JAIL PROGRAM SUPPLIES	88.60
					Total :	1,238.17
141464	12/13/2016	109210 BOOTH, ALISON	NOVEMBER 2016		VOLUNTEER DRIVER	20.00
					Total :	20.00
141465	12/13/2016	100140 CALIFORNIA MUNICIPAL REVENUE, & TAX AS: 67			MEMBERSHIP RENEWAL	100.00
					Total :	100.00
141466	12/13/2016	108730 CARILLO, LUIS	NOVEMBER 2016		VOLUNTEER DRIVER	25.00
					Total :	25.00
141467	12/13/2016	803420 CARPENTER, ROTHANS & DUMONT, LAW OFF	28186		PROFESSIONAL SERVICES - M. OBI V.	690.75
			28199		PROFESSIONAL SERVICES - S. CASTR	307.19
			28200		PROFESSIONAL SERVICES - G. DIXON	924.44
			28201		PROFESSIONAL SERVICES - M. ARREC	2,748.94
			28209		PROFESSIONAL SERVICES - L. GARCIA	738.00
			28210		PROFESSIONAL SERVICES - H. THURN	1,098.99
			28214		PROFESSIONAL SERVICES - I. GALARZ	276.12
					Total :	6,784.43
141468	12/13/2016	109375 CARTER-FLOWERS, KATHERINE	DR #14-2996		RETURN MONEY BOOKED AS EVIDENC	111.67
					Total :	111.67
141469	12/13/2016	203115 CILVA, ALICE	10/19-10/21		2016 CMRTA ANNUAL CONFERENCE	462.27
					Total :	462.27
141470	12/13/2016	308112 CITY OF HAWTHORNE	GHMET-3		AB109 TASK FORCE - ZONE 2 SUPPLEI	163,589.00

vchlist
12/08/2016 11:22:24AM

Voucher List
CITY OF GARDENA

Page: 7

Bank code : usb

Voucher	Date	Vendor	Invoice	PO #	Description/Account	Amount
141470	12/13/2016	308112 308112 CITY OF HAWTHORNE	(Continued)		Total :	163,589.00
141471	12/13/2016	312105 CITY OF LOS ANGELES	94 MA170000023		TRAFFIC SIGNAL MAINTENANCE & OPI	803.33
					Total :	803.33
141472	12/13/2016	303113 CITY OF TORRANCE	112316		AB109 TASK FORCE - ZONE 2 SUPPLEI	163,589.00
					Total :	163,589.00
141473	12/13/2016	109368 CLOTWORTHY, R.L.	PERMIT #14646		PERMIT DEPOSIT REFUND - 1108 W 14	2,000.00
					Total :	2,000.00
141474	12/13/2016	102357 COLLINS, JOHN	NOVEMBER 2016		VOLUNTEER DRIVER	25.00
					Total :	25.00
141475	12/13/2016	102895 CONSOLIDATED DESIGN WEST	0314311	034-00240	FWC, HERITAGE & JAZZ FESTIVAL BAN	10,643.86
					Total :	10,643.86
141476	12/13/2016	108709 CONVERGINT TECHNOLOGIES LLC	159637	035-00690	INDGOVISION SOFTWARE SUPPORT R	6,400.00
			W375415		MAINTENANCE, VIDEO CAMERA SYSTI	396.26
			W381039	035-00687	MAINTENANCE, VIDEO CAMERA SYSTI	3,281.00
					Total :	10,077.26
141477	12/13/2016	104152 CREATIVE BUS SALES, INC.	9004049		SERVICE - REPAIR WHEEL CHAIR BRA	233.76
					Total :	233.76
141478	12/13/2016	103512 CRENSHAW LUMBER CO.	97809		BLDG MAINT SUPPLIES	138.86
					Total :	138.86
141479	12/13/2016	108799 CSTARS NURSERY, INC.	29818		TREE PROGRAM SUPPLIES	41.42
					Total :	41.42
141480	12/13/2016	203317 CUFF, CHRISTOPHER	11/28-12/01		POST USE OF FORCE MEETING - PER	153.00
					Total :	153.00
141481	12/13/2016	312558 DEPARTMENT OF ANIMAL CARE, & CONTROL	OCTOBER 2016		MONTHLY HOUSING SERVICES	13,182.97
					Total :	13,182.97
141482	12/13/2016	312117 DEPARTMENT OF WATER & POWER	112216		LIGHT & POWER	72.25

Page: 7

Bank code : usb

Voucher	Date	Vendor	Invoice	PO #	Description/Account	Amount
141482	12/13/2016	312117 DEPARTMENT OF WATER & POWER	(Continued) 120116		LIGHT & POWER	52.65
					Total :	124.90
141483	12/13/2016	104343 DISCOUNT SCHOOL SUPPLY	P34984350002	034-00241	FCC PROGRAM SUPPLIES	3,083.35
					Total :	3,083.35
141484	12/13/2016	103241 DP STAR AUTOMOTIVE, INC.	32799		SMOG INSPECTIONS - 08 CHEV MALIB	35.00
					Total :	35.00
141485	12/13/2016	109369 DR. TECK INC.	PERMIT #14921		PERMIT DEPOSIT REFUND - 13726 S H.	1,000.00
					Total :	1,000.00
141486	12/13/2016	109213 DULAN'S CATERING	E13909	037-09550	CATERING SERVICES - GTRANS HOLIC	2,684.94
					Total :	2,684.94
141487	12/13/2016	108951 EAGLE RECOGNITION	0667517 0668488		AWARDS & RECOGNITION SUPPLIES	134.99
					AWARDS & RECOGNITION SUPPLIES	145.52
					Total :	280.51
141488	12/13/2016	107353 EMERGENCY RESPONSE CRIME SCENE, CLE T2016-871			DECONTAMINATE MULTIPLE AREAS FC	1,200.00
					Total :	1,200.00
141489	12/13/2016	105418 EMPIRE CLEANING SUPPLY	917291 918315 918315-1		CUSTODIAL SUPPLIES	63.24
					CUSTODIAL SUPPLIES	550.49
					CUSTODIAL SUPPLIES	54.41
					Total :	668.14
141490	12/13/2016	109308 ENDOTO CORP.	766	024-00389	EQUIPMENT FOR CLOSURE OF MAGN	2,445.58
					Total :	2,445.58
141491	12/13/2016	105392 ENTENMANN-ROVIN COMPANY	0122589		EMPLOYEE SERVICE PINS - C. SANDEI	176.51
					Total :	176.51
141492	12/13/2016	105650 EWING IRRIGATION PRODUCTS	2449074		PARK MAINT SUPPLIES	138.45
					Total :	138.45
141493	12/13/2016	105693 EXPRESS OIL COMPANY	174138		WASTE OIL - TRUCKING, PUMPING &	425.00

vchlist
12/08/2016 11:22:24AM

Voucher List
CITY OF GARDENA

Page: 9

Bank code : usb

Voucher	Date	Vendor	Invoice	PO #	Description/Account	Amount
141493	12/13/2016	105693 105693 EXPRESS OIL COMPANY	(Continued)		Total :	425.00
141494	12/13/2016	105539 FACTORY MOTOR PARTS CO.	25-932245		PW AUTO PARTS	630.31
					Total :	630.31
141495	12/13/2016	106129 FEDEX	5-623-32098		SHIPPING SERVICES	80.65
					Total :	80.65
141496	12/13/2016	109327 FINCH, ISAAC	11/16-11/30/16		SPORTS OFFICIAL	60.00
					Total :	60.00
141497	12/13/2016	106465 FOX FIRST AID & SAFETY	53469		PARK MAINT SUPPLIES	140.61
					Total :	140.61
141498	12/13/2016	102394 FRANK SCOTTO TOWING	3160		TOWING SERVICES FOR BUS #724	175.00
					Total :	175.00
141499	12/13/2016	106625 FUKUDA, ALAN	NOVEMBER 2016		VOLUNTEER DRIVER	15.00
					Total :	15.00
141500	12/13/2016	109333 GAMBOA, JORGE	11302016		PROFESSIONAL SERVICES - NOVEMBER	1,649.00
					Total :	1,649.00
141501	12/13/2016	207303 GARCIA, PEGGY	NOVEMBER 2016		VOLUNTEER DRIVER	40.00
					Total :	40.00
141502	12/13/2016	108183 GARDENAACE HARDWARE	034349		STREET MAINT SUPPLIES	31.05
					Total :	31.05
141503	12/13/2016	107030 GARDENA AUTO PARTS	041115		BUS AUTO PARTS	-91.96
			041487		BUS AUTO PARTS	1,809.40
			041505		BUS AUTO PARTS	-413.06
			041637		BUS AUTO SUPPLIES	20.11
			041639		BUS AUTO SUPPLIES	156.18
			041642		BUS AUTO PARTS	114.93
			041813		BUS AUTO PARTS	63.18
			041919		BUS AUTO PARTS	85.72
			041967		BUS AUTO PARTS	209.80

Page: 9

Bank code : usb

Voucher	Date	Vendor	Invoice	PO #	Description/Account	Amount
141503	12/13/2016	107030 GARDENA AUTO PARTS	(Continued)			
			042094		BUS AUTO PARTS	502.15
			042096		BUS AUTO PARTS	60.94
			042324		BUS AUTO PARTS	360.71
			042422		BUS AUTO PARTS	67.04
			042609		BUS AUTO PARTS	1,809.40
			042644		PW AUTO PARTS	29.23
			042645		BUS AUTO PARTS	44.34
			042709		BUS AUTO PARTS	19.10
			042716		BUS AUTO PARTS	25.51
			042728		BUS AUTO PARTS	4.67
			042737		PW AUTO PARTS	18.97
			042813		PW AUTO PARTS	101.04
			042902		BUS AUTO PARTS	873.71
			042960		SEWER PROGRAM SUPPLIES	8.04
					Total :	5,879.15
141504	12/13/2016	107011 GARDENA VALLEY NEWS, INC.	00046550		NOTICE OF INTENT - MITIGATED NEGA	358.48
			00046862		NOTICE OF PUBLIC HEARING - SPR #1	213.76
			00046925		NOTICE OF ELECTION - ENGLISH	542.99
			00046926		NOTICE OF ELECTION - JAPANESE	629.87
			00046927		NOTICE OF ELECTION - KOREAN	564.71
			00046928		NOTICE OF ELECTION - SPANISH	564.71
			00046929		NOTICE OF ELECTION - VIETNAMESE	542.99
			00047000		PUBLIC NOTICE - SEWER RATE INCRE	1,029.08
			00047105		PUBLIC NOTICE - PARKING DISTRICT M	108.59
					Total :	4,555.18
141505	12/13/2016	107034 GARDENA WELDING SUPPLY CO INC.	95 99446		STREET MAINT SUPPLIES	45.78
					Total :	45.78
141506	12/13/2016	619005 GAS COMPANY, THE	120116		GAS	3,560.01
					Total :	3,560.01
141507	12/13/2016	102808 GERONIMO CONCRETE	PERMIT #14880		PERMIT DEPOSIT REFUND - 2100 156T	2,500.00
					Total :	2,500.00

Bank code : usb

Voucher	Date	Vendor	Invoice	PO #	Description/Account	Amount
141508	12/13/2016	108906 GOLDEN, CEIL	NOVEMBER 2016		VOLUNTEER DRIVER	10.00
					Total :	10.00
141509	12/13/2016	104015 GOODYEAR TIRE & RUBBER CO.	43917246		TIRES - LT225/75F16 WRL	833.30
					Total :	833.30
141510	12/13/2016	107498 GOODYEAR TIRE & RUBBER COMPANY, THE	0079375790	037-06329	FIVE-YEAR BUS TIRE LEASE WITH GO	8,521.40
			0079375791	037-06329	FIVE-YEAR BUS TIRE LEASE WITH GO	604.00
					Total :	9,125.40
141511	12/13/2016	109267 GORDON, LOUIS	110916		STATE HOME OOR LOAN PROG - 15067	5,400.00
					Total :	5,400.00
141512	12/13/2016	105932 GPS CITY	1330414	037-09466	FAREBOX ADAPTER	252.93
					Total :	252.93
141513	12/13/2016	109055 GRAFFITI SHIELD, INC.	2197		GRAFFITI ABATEMENT SUPPLIES	594.01
					Total :	594.01
141514	12/13/2016	107513 GRAINGER	9256988057		BUS SHOP SUPPLIES	162.68
			9261601331		BUS SHOP SUPPLIES	11.47
			9264539538		DVD - DEALING W/ HAZARDOUS SPILL	255.80
			9268244770		SHOP FACILITY SUPPLIES	-443.78
			9268244788		SHOP FACILITY SUPPLIES	-187.38
			9270092944		SHOP FACILITY SUPPLIES	910.68
			9276461721		SHOP FACILITY SUPPLIES	-639.31
					Total :	70.16
141515	12/13/2016	207520 GUALOTUNA, HUGO	112916		MEDICAL REIMBURSEMENT	619.60
					Total :	619.60
141516	12/13/2016	108949 HELM, SUSAN	NOVEMBER 2016		VOLUNTEER DRIVER	5.00
					Total :	5.00
141517	12/13/2016	109364 HITT, BARBARA	T01-2016A		SETTLEMENT - B. HITT V. GARDENA	566.66
					Total :	566.66
141518	12/13/2016	108434 HOME DEPOT CREDIT SERVICES	0330300		HOME IMPROVEMENT PROGRAM	41.34

Bank code : usb

Voucher	Date	Vendor	Invoice	PO #	Description/Account	Amount
141518	12/13/2016	108434 HOME DEPOT CREDIT SERVICES	(Continued)			
			1301072		STREET MAINT SUPPLIES	45.71
			3010157		PD PROGRAM SUPPLIES	150.22
			3041345		PD PROGRAM SUPPLIES	53.36
			3321653		PARK MAINT SUPPLIES	40.28
			3564754		PD PROGRAM SUPPLIES	228.43
			4330211		BUS PROGRAM SUPPLIES	23.98
			5320995		HOME IMPROVEMENT PROGRAM	30.13
			6562952		PD PROGRAM SUPPLIES	184.21
			6564399		BLDG MAINT SUPPLIES	59.93
			7031819		BLDG MAINT SUPPLIES	105.49
			7222254		HOME IMPROVEMENT PROGRAM	-69.01
			7300935		HOME IMPROVEMENT PROGRAM	26.51
			8031695		BLDG MAINT SUPPLIES	73.75
			8321443		HOME IMPROVEMENT PROGRAM	98.14
			8330346		HOME IMPROVEMENT PROGRAM	96.69
			8340939		HOME IMPROVEMENT PROGRAM	226.19
			9300846		HOME IMPROVEMENT PROGRAM	88.57
			9322395		STREET MAINT SUPPLIES	103.47
					Total :	1,607.39
141519	12/13/2016	102313 HUDSON COLLISION INC.	3503		2012 CHEV TAHOE #1415462 BRAKE SE	833.34
			3513		2016 FORD EXPL #1488059 BRAKE SEF	457.96
					Total :	1,291.30
141520	12/13/2016	209340 INAZAKI, HARUNO	NOVEMBER 2016		VOLUNTEER DRIVER	30.00
					Total :	30.00
141521	12/13/2016	105513 INDUSTRIAL CLEANING SYSTEMS, INC.	36207		PW MAINT SERVICE	961.54
					Total :	961.54
141522	12/13/2016	105140 IPTELSUPPORT	2016-11		TELEPHONE SUPPORT - NOVEMBER 2	400.00
					Total :	400.00
141523	12/13/2016	109358 JABBARI, MAURICE	TUP #10-14		REFUND - PERMIT FEE	536.00
					Total :	536.00

Bank code : usb

Voucher	Date	Vendor	Invoice	PO #	Description/Account	Amount
141524	12/13/2016	104323 JACKSON, EVAN	GEPCO 2016		GEPCO LOAN	2,000.00
					Total :	2,000.00
141525	12/13/2016	109372 JACOTT-STRUM, ERIKA	COG002		PHOTOGRAPHY SERVICES	200.00
					Total :	200.00
141526	12/13/2016	108555 JALISCO TIRE & AUTO REPAIR	110716 C7		FLAT REPAIR	10.00
			112816		TIRE SWAP & FLAT REPAIRS	102.50
					Total :	112.50
141527	12/13/2016	110014 JENKINS, JOAN STEIN	11/01-11/29/16		MONTHLY CITY PROSECUTOR CHARG	4,000.00
					Total :	4,000.00
141528	12/13/2016	210005 JUCKETT, BRIAN K.	112016		ACTIVE SHOOTER EVENT - AIR FARE, I	511.32
					Total :	511.32
141529	12/13/2016	111149 KELLY PAPER COMPANY	8223275		BUS OFFICE SUPPLIES	24.57
					Total :	24.57
141530	12/13/2016	211429 KEMP, TAMARA	DECEMBER 2016		DANCE INSTRUCTOR	1,452.00
					Total :	1,452.00
141531	12/13/2016	105098 KENNELLY, JOANN	NOVEMBER 2016		VOLUNTEER DRIVER	10.00
					Total :	10.00
141532	12/13/2016	109346 KEYSTONE UNIFORM OC	28449	035-00691	BULLETPROOF VESTS FOR PD	1,052.57
			28450	035-00691	BULLETPROOF VESTS FOR PD	1,030.97
			28451	035-00691	BULLETPROOF VESTS FOR PD	1,030.97
			28452	035-00691	BULLETPROOF VESTS FOR PD	1,030.97
			28459	035-00691	BULLETPROOF VESTS FOR PD	1,030.97
			28460	035-00691	BULLETPROOF VESTS FOR PD	1,052.57
					Total :	6,229.02
141533	12/13/2016	111436 KIKU FLORIST	54016		VETERAN'S DAY WREATHS	250.70
			54017		VETERAN'S DAY WREATH	119.90
					Total :	370.60

Bank code : usb

Voucher	Date	Vendor	Invoice	PO #	Description/Account	Amount
141534	12/13/2016	111260 KJOS, BARBARA JEAN	NOVEMBER 2016		GARDENA FAMILY CHILD CARE PROG	1,508.00
					Total :	1,508.00
141535	12/13/2016	108475 L.A. CASCADE INC.	29697		TEMPURE LAB FREEZER - ADJUST DIX	578.15
			29731		TEMPURE LAB FREEZER - SERVICE C/	145.00
					Total :	723.15
141536	12/13/2016	312240 L.A. COUNTY DEPARTMENT OF, PUBLIC WOR	16111004189		INDUSTRIAL WASTE SERVICES	13,258.79
			16111004304		TRAFFIC SIGNAL MAINT - HIGHWAY SA	1,468.57
			16111004466		TRAFFIC SIGNAL MAINT - HIGHWAY SA	3,887.31
					Total :	18,614.67
141537	12/13/2016	312248 L.A. COUNTY DEPARTMENT OF, PUBLIC WOR	IN170000372		LABOR & EQUIP CHARGES - TS 0886	1,681.59
			SA170000174		SIGNAL INSPECTION FOR VERMONT A	3,005.97
					Total :	4,687.56
141538	12/13/2016	312039 L.A. COUNTY FIRE DEPARTMENT	C0007651	023-01070	FIRE PROTECTION SERVICES - JANUA	640,637.20
					Total :	640,637.20
141539	12/13/2016	112436 L.A. TIMES	10020731057 10/28/16		SUBSCRIPTION RENEWAL - ACCT	252.20
			9394 BUS		DOT/DMV PE-NEW, BAT & D/S - J. SANI	105.00
					Total :	357.20
141540	12/13/2016	112827 LA OPINION	2262179		LEGAL AD - NOTICE OF ELECTION	570.00
					Total :	570.00
141541	12/13/2016	106372 LANDSCAPE STRUCTURES, INC.	INV-037422		ROWLEY PARK PLAYGROUND EQUIPM	1,172.19
					Total :	1,172.19
141542	12/13/2016	212011 LANSDELL, MITCHELL G.	10/14-11/13/16		REIMBURSEMENT FOR CITY RELATED	98.00
					Total :	98.00
141543	12/13/2016	109356 LATHAM VOCATIONAL SERVICES, INC.	8475		PROFESSIONAL SERVICES - EPPS & M	10,410.00
			8504		PROFESSIONAL SERVICES - EPPS & M	9,510.00
					Total :	19,920.00
141544	12/13/2016	109370 LAW OFFICES OF JOSEPH D. RYAN	T25-2015		SETTLEMENT - D. WILRIDGE V. GARDE	7,000.00

Bank code : usb

Voucher	Date	Vendor	Invoice	PO #	Description/Account	Amount
141544	12/13/2016	109370	109370 LAW OFFICES OF JOSEPH D. RYAN (Continued)		Total :	7,000.00
141545	12/13/2016	105874	LAWSON PRODUCTS, INC.	9304485183	BUS SHOP SUPPLIES	518.61
				9304500066	BUS SHOP SUPPLIES	155.03
					Total :	673.64
141546	12/13/2016	103704	LEGAUX, CLIFFORD	DECEMBER 2016	TENNIS INSTRUCTOR	764.00
					Total :	764.00
141547	12/13/2016	212132	LEW, DIANA	DECEMBER 2016	PIANO INSTRUCTOR	830.00
					Total :	830.00
141548	12/13/2016	102376	LEXISNEXIS RISK SOLUTIONS	1328345-20161130	MONTHLY SUBSCRIPTION FEE	225.10
				1592371-20161130	MONTHLY SUBSCRIPTION FEE	700.00
					Total :	925.10
141549	12/13/2016	112260	LIEBERT CASSIDY WHITMORE	1430824	PROFESSIONAL SERVICES - LITIGATIC	20,195.70
					Total :	20,195.70
141550	12/13/2016	108807	LOCKE LORD LLP	1281066	PROFESSIONAL SERVICES - OCTOBER	5,118.25
					Total :	5,118.25
141551	12/13/2016	105754	LOU'S GOLF CARTS, INC.	33957	GOLF CART PARTS	270.10
					Total :	270.10
141552	12/13/2016	112602	LUBRICATION ENGINEERS, INC.	IN321993	MONOLEC ULTRA ENINGE OIL	1,434.01
					Total :	1,434.01
141553	12/13/2016	112615	LU'S LIGHTHOUSE, INC.	634017	GTRANS AUTO SUPPLIES	282.31
				635151	BULB	209.06
				635543	LED LAMP	249.07
					Total :	740.44
141554	12/13/2016	113301	M & K METAL CO.	052743	STREET MAINT SUPPLIES	203.87
				052926	STREET MAINT SUPPLIES	48.20
				052937	STREET MAINT SUPPLIES	13.01
				054201	STREET MAINT SUPPLIES	21.56

Bank code : usb

Voucher	Date	Vendor	Invoice	PO #	Description/Account	Amount
141554	12/13/2016	113301 113301 M & K METAL CO.	(Continued)		Total :	286.64
141555	12/13/2016	109203 MAKAI SOLUTIONS	201		SAFETY ANNUAL INSPECTIONS FOR R	330.00
					Total :	330.00
141556	12/13/2016	113036 MANERI SIGN CO., INC.	40000916		SIGN - 12"X18" "NO LOITERING"	224.55
					Total :	224.55
141557	12/13/2016	813030 MANNING & KASS	479770		LEGAL SERVICES - R. DIAZ (MENDEZ, I	293.40
			479771		LEGAL SERVICES - J. SUFLE V. GARDE	2,534.07
			479772		LEGAL SERVICES - M. MORALES V. GA	69.20
			479773		LEGAL SERVICES - I. RAMIREZ V. GARI	25,443.71
			479774		LEGAL SERVICES - A. BELAY V. GARDE	260.00
			479775		LEGAL SERVICES - E. REID V. GARDEN	817.16
			479776		LEGAL SERVICES - P. TANGITAU V. GAF	216.47
			479777		LEGAL SERVICES - Y. GRIER V. GARDE	2,800.70
					Total :	32,434.71
141558	12/13/2016	104841 MAR-CO EQUIPMENT COMPANY	137676		PW SWEEPER SUPPLIES	1,383.21
			138012		PW SWEEPER SUPPLIES	204.51
			138161		PW SWEEPER SUPPLIES	119.92
			138535		PW SWEEPER SUPPLIES	195.76
					Total :	1,903.40
141559	12/13/2016	113046 MARX BROS. FIRE EXTINGUISHER, CO., INC.	M60323		FIRE EXTINGUISHER SERVICE - GTRAI	1,300.00
					Total :	1,300.00
141560	12/13/2016	113064 MCMASTER-CARR SUPPLY COMPANY	84736520		BUS SHOP SUPPLIES	29.06
			86716890		BUS SHOP TOOLS & SUPPLIES	1,367.02
			86753755		BUS FACILITY TOOLS & SUPPLIES	50.90
			86753799		PW PROGRAM SUPPLIES	188.84
			87438113		BUS SHOP SUPPLIES	118.50
					Total :	1,754.32
141561	12/13/2016	108699 MEZIERE ENTERPRISES INC.	29232		REBUILD WATER PUMP	300.00
					Total :	300.00
141562	12/13/2016	113593 MINUTEMAN PRESS	14428		BOOKLETS/PAMPHLETS	679.12

vchlist
12/08/2016 11:22:24AM

Voucher List
CITY OF GARDENA

Page: 17

Bank code : usb

Voucher	Date	Vendor	Invoice	PO #	Description/Account	Amount
141562	12/13/2016	113593 113593 MINUTEMAN PRESS	(Continued)		Total :	679.12
141563	12/13/2016	102534 MONCADA, BARBARA	NOVEMBER 2016		VOLUNTEER DRIVER	25.00
					Total :	25.00
141564	12/13/2016	101730 MOZAN, M.D., LAWRENCE	110816		MEDICAL RECORD REVIEW - ARREOL/	800.00
					Total :	800.00
141565	12/13/2016	109374 MURPHY, MICHAEL TYLER	DR #16-4471		RETURN MONEY BOOKED AS EVIDENC	549.37
					Total :	549.37
141566	12/13/2016	203444 MUSICK-CHUNG, SANDRA	DECEMBER 2016		YOUTH GYMNASTICS INSTRUCTOR	627.00
					Total :	627.00
141567	12/13/2016	113605 MUTUAL LIQUID GAS & EQUIPMENT, CO., INC	272733		PROPANE GAS	333.07
			273256		PROPANE GAS	316.71
					Total :	649.78
141568	12/13/2016	107792 NUNEZ-STANCZAK, DENISE	122216		SPECIAL LUNCH ENTERTAINMENT 12/2	75.00
					Total :	75.00
141569	12/13/2016	115168 OFFICE DEPOT	847301214		FCC OFFICE SUPPLIES	-291.58
			861871546		FCC OFFICE SUPPLIES	-291.58
			872782722		PD OFFICE SUPPLIES	72.47
			874680517		FINANCE OFFICE SUPPLIES	108.99
			875019718		FINANCE OFFICE SUPPLIES	108.99
			876009385		CDD OFFICE SUPPLIES	17.42
			876305528		GJJIP OFFICE SUPPLIES	25.48
			876305930		GJJIP OFFICE SUPPLIES	37.34
			876305931		GJJIP OFFICE SUPPLIES	8.59
			876305932		GJJIP OFFICE SUPPLIES	33.99
			876563348		PD OFFICE SUPPLIES	173.86
			876605715		PD OFFICE SUPPLIES	61.61
			876785498		PD OFFICE SUPPLIES	2.28
			877353837		BUS OFFICE SUPPLIES	160.63
			877761426		PD OFFICE SUPPLIES	3.15
			877761427		PD OFFICE SUPPLIES	39.17
			878367060		CT OFFICE SUPPLIES	50.77

Page: 17

Bank code : usb

Voucher	Date	Vendor	Invoice	PO #	Description/Account	Amount
141569	12/13/2016	115168 OFFICE DEPOT	(Continued)			
			878367089		CT OFFICE SUPPLIES	4.68
			878423907		BUS OFFICE SUPPLIES	17.87
			878424374		BUS OFFICE SUPPLIES	64.08
			878674071		PD OFFICE SUPPLIES	65.83
			878801666		FCC OFFICE SUPPLIES	30.47
			878801701		FCC OFFICE SUPPLIES	107.41
			879324833		PD OFFICE SUPPLIES	311.62
			879557429		FINANCE OFFICE SUPPLIES	58.14
			879557430		FINANCE OFFICE SUPPLIES	11.97
			879722243		PD OFFICE SUPPLIES	155.79
			879722244		PD OFFICE SUPPLIES	157.97
			879785897		CDD OFFICE SUPPLIES	114.48
			880698661		FCC OFFICE SUPPLIES	120.88
			881344428		PD OFFICE SUPPLIES	468.00
			881344785		PD OFFICE SUPPLIES	28.10
			881785046		FINANCE OFFICE SUPPLIES	397.54
					Total :	2,436.41
141570	12/13/2016	109378 OLIVER, CHRISTIAN	DR #16-3251		RETURN MONEY BOOKED AS EVIDENC	286.25
					Total :	286.25
141571	12/13/2016	107466 ORANGE, RHONDA	NOVEMBER 2016		VOLUNTEER DRIVER	20.00
					Total :	20.00
141572	12/13/2016	111358 O'REILLY AUTO PARTS	388347		PW AUTO PARTS	-114.93
			393291		SEWER PROGRAM SUPPLIES	-0.80
			399529		PW AUTO PARTS	19.77
			400277		PW AUTO PARTS	40.07
			400282		PW AUTO PARTS	-40.07
			411218		SEWER PROGRAM SUPPLIES	43.52
			421871		PW AUTO PARTS	-55.20
			425928		PW AUTO PARTS	18.00
			426569		PW AUTO PARTS	43.67
			426837		PW AUTO SUPPLIES	196.19
			428396		PW AUTO PARTS	14.16
			428420		PW AUTO PARTS	18.51

vchlist
12/08/2016 11:22:24AM

Voucher List
CITY OF GARDENA

Page: 19

Bank code : usb

Voucher	Date	Vendor	Invoice	PO #	Description/Account	Amount
141572	12/13/2016	111358 O'REILLY AUTO PARTS	(Continued) 430502		PW AUTO PARTS	264.63
					Total :	447.52
141573	12/13/2016	115510 ORIENTAL TRADING CO., INC.	680738387-02		REC CRAFT SUPPLIES	461.51
					Total :	461.51
141574	12/13/2016	115810 ORKIN PEST CONTROL	NOVEMBER 2016		PEST CONTROL - ACCT #27336703	900.92
					Total :	900.92
141575	12/13/2016	109367 ORO VISTA CONSTRUCTION	PERMIT #14917		PERMIT DEPOSIT REFUND - 1153 W 16	1,000.00
					Total :	1,000.00
141576	12/13/2016	101782 PARTY ON RENTALS	P4015 P8419		RENTAL - BATTER UP & BACKYARD MC	304.00
					RENTAL - MODULE 4IN1 COMBO & CHF	226.80
					Total :	530.80
141577	12/13/2016	104227 PARTY PUPPET SHOW, THE	8167690		CHRISTMAS CELEBRATION PUPPET SI	250.00
					Total :	250.00
141578	12/13/2016	109328 PATIN, JULIOUS	11/16-11/30/16		SPORTS OFFICIAL	160.00
					Total :	160.00
141579	12/13/2016	100495 PATIN, KEOWN	11/16-11/30/16		SPORTS OFFICIAL	140.00
					Total :	140.00
141580	12/13/2016	100616 PEPE'S TOWING SERVICE, INC.	17976 17978 17980		TOWING SERVICES FOR BUS #771	375.00
					TOWING SERVICES FOR BUS #763	340.00
					TOWING SERVICES FOR BUS #735	340.00
					Total :	1,055.00
141581	12/13/2016	307101 PETTY CASH FUND	11/09-11/30/16		REPLENISH PETTY CASH	258.62
					Total :	258.62
141582	12/13/2016	108600 PHOENIX GROUP INFORMATION, SYSTEMS	1020161211 102016211		PARKING TICKET CONTRACT SERVICE	144.06
					PARKING TICKET CONTRACT SERVICE	9,041.54
					Total :	9,185.60

Page: 19

Bank code : usb

Voucher	Date	Vendor	Invoice	PO #	Description/Account	Amount
141583	12/13/2016	116225 PLUMBERS DEPOT, INC.	PD-33173		SEWER PROGRAM SUPPLIES	237.76
			PD-33257		SEWER PROGRAM SUPPLIES	429.46
					Total :	667.22
141584	12/13/2016	109199 PNJ SERVICES	100616		LIVE SCAN SERVICE - COMMUNITY CA	74.00
					Total :	74.00
141585	12/13/2016	108888 POLICE EXECUTIVE RESEARCH, FORUM	3451		2017 PERF MEMBERSHIP DUES FOR E	475.00
					Total :	475.00
141586	12/13/2016	103637 PROLOGISTICS DISTRIBUTION, INC.	1982649		FREIGHT - FOR MCMASTER INV#82777	98.17
					Total :	98.17
141587	12/13/2016	108045 PROSOURCE FACILITY SUPPLY	19735		SIGNS/SIGNALS SUPPLIES	110.00
					Total :	110.00
141588	12/13/2016	102677 PROVIDENCE HEALTH & SERVICES	600000283 11/5/16		PRE-EMPLOY PHYS, DRUG SCREEN, F	240.00
					Total :	240.00
141589	12/13/2016	106092 PRUDENTIAL OVERALL SUPPLY	42035237		SUPPLY RENTAL - MATS - GMBL	26.60
			42103139		UNIFORM & SUPPLY RENTAL	203.15
			42103140		UNIFORM RENTAL	62.98
			42103141		SUPPLY RENTAL - MATS - PD	71.44
			42103142		SUPPLY RENTAL - MATS - NCC	12.42
			42103143		SUPPLY RENTAL - MATS - CH	16.05
			42103144		SUPPLY RENTAL - MATS - HS	8.28
			42103145		UNIFORM & SUPPLY RENTAL	271.32
			42103146		SUPPLY RENTAL - MATS - GMBL	26.60
			42105511		UNIFORM & SUPPLY RENTAL	203.15
			42105512		UNIFORM RENTAL	62.98
			42105513		SUPPLY RENTAL - MATS - GMBL SHOP	8.10
			42105514		UNIFORM & SUPPLY RENTAL	254.72
			42107787		UNIFORM & SUPPLY RENTAL	203.15
			42107788		UNIFORM RENTAL	62.98
			42107789		SUPPLY RENTAL - MATS - PD	71.44
			42107790		SUPPLY RENTAL - MATS - NCC	12.42
			42107791		SUPPLY RENTAL - MATS - CH	16.05

Bank code : usb

Voucher	Date	Vendor	Invoice	PO #	Description/Account	Amount
141589	12/13/2016	106092 PRUDENTIAL OVERALL SUPPLY	(Continued)			
			42107792		SUPPLY RENTAL - MATS - HS	8.28
			42107793		UNIFORM & SUPPLY RENTAL	271.32
			42107794		SUPPLY RENTAL - MATS - GMBL	26.60
			42110418		UNIFORM & SUPPLY RENTAL	203.15
			42110419		UNIFORM RENTAL	62.98
			42110420		SUPPLY RENTAL - MATS - GMBL SHOP	8.10
			42110421		UNIFORM & SUPPLY RENTAL	252.96
					Total :	2,427.22
141590	12/13/2016	116575 PSYCHOLOGICAL CONSULTING, ASSOCIATES	522230		CIS DEBRIEFING - PD	350.00
			522242		TRAUMA SUPPORT TRAINING	1,400.00
					Total :	1,750.00
141591	12/13/2016	104868 PYRO-COMM SYSTEMS, INC.	89288		FIRE ALARM MONITORING - BLDG A~	135.00
			89289		FIRE ALARM MONITORING - BLDG B~	135.00
			89290		FIRE ALARM MONITORING - BLDG C~	135.00
					Total :	405.00
141592	12/13/2016	118006 RAFU SHIMPO	391099		DISPLAY AD - CITY OF GARDENA NOTI	221.00
					Total :	221.00
141593	12/13/2016	109347 RAMIREZ, SABINO	242/30779		REFUND - POLICE REPORT FEE	23.00
					Total :	23.00
141594	12/13/2016	101804 RDO TRUST #80-5800	P57484		PW AUTO PARTS	104.25
					Total :	104.25
141595	12/13/2016	101511 READYFRESH	16K0010113405		DRINKING WATER SERVICE	201.20
			16K0019345271		DRINKING WATER SERVICE	46.88
					Total :	248.08
141596	12/13/2016	108886 REDMON GROUP INC.	RG2016375	037-08738	GTRANS WEBSITE MAINTENANCE AND	681.25
					Total :	681.25
141597	12/13/2016	118476 RICOH USA, INC.	21984965	023-00960	RICOH MPC3503 COPIER LEASE - FCC	206.85
			22111439	023-00840	LEASE, RICOH DD6650P DUPLICATOR	549.94
			22111481		RICOH MPC5502 COPIER LEASE - S/N	263.24

Bank code : usb

Voucher	Date	Vendor	Invoice	PO #	Description/Account	Amount
141597	12/13/2016	118476 RICOH USA, INC.	(Continued)			
			22111482		RICOH PRO 1107EX COPIER LEASE - S	853.72
			9018823457	023-00936	RICOH PRO8100S COPIER LEASE - PD	455.48
			9018842449	023-00936	RICOH MPC3503 COPIER LEASE - CDD	244.12
			9018842450	023-00936	RICOH MPC3503 COPIER LEASE - CM	234.26
			9018842451	023-00936	RICOH PRO8100S & MPC6502 LEASE -	1,109.94
			9018842452	023-00936	RICOH MPC3503 COPIER LEASE - CLEI	174.15
			9018856458	023-00936	RICOH MPC3503 COPIER LEASE - PD C	138.90
			9018873462	023-00936	RICOH MPC6003 COPIER LEASE - PD S	206.84
			9018873463	023-00936	RICOH MPC3503 COPIER LEASE - PW	163.36
			9018873465	023-00936	RICOH MPC3503 COPIER LEASE - REC	185.81
			9018893449	023-00936	RICOH MPC3503 COPIER LEASE - SR. I	148.21
			9018931452	023-00936	RICOH MPC3503 COPIER LEASE - HS	126.10
			9018954449	023-00936	RICOH MPC3503 COPIER LEASE - ADM	151.34
					Total :	5,212.26
141598	12/13/2016	118536 RIO HONDO COLLEGE	F16-96-ZGDA		TUITION - PAC 4376 - R. BAILON & S.	106.00
					Total :	106.00
141599	12/13/2016	107343 ROACH, GERALD	NOVEMBER 2016		VOLUNTEER DRIVER	15.00
					Total :	15.00
141600	12/13/2016	118423 ROTEX	S124997		PW AUTO PARTS	75.00
					Total :	75.00
141601	12/13/2016	109366 ROTH SHEPPARD ARCHITECTS, LLP	2016.178		CONSULTING SERVICES - RFQ & RFP I	1,200.00
					Total :	1,200.00
141602	12/13/2016	104975 SAFEGUARD BUSINESS SYSTEMS	031743684	035-00692	NOTICE TO APPEAR FORMS	2,735.59
					Total :	2,735.59
141603	12/13/2016	119022 SAFEMART OF SOUTHERN, CALIFORNIA	89225		CDD PROGRAM SUPPLIES	137.20
			89264		PW MAINT SUPPLIES	7.36
			89282		BLDG MAINT SUPPLIES	21.80
			89283		PARK MAINT SUPPLIES	21.80
					Total :	188.16
141604	12/13/2016	119016 SAM'S CLUB	0434		REC PROGRAM SUPPLIES	554.79

Bank code : usb

Voucher	Date	Vendor	Invoice	PO #	Description/Account	Amount
141604	12/13/2016	119016 SAM'S CLUB	(Continued)			
			0907		BUS PROGRAM SUPPLIES	21.78
			13880		REC PROGRAM SUPPLIES	-21.67
			14057		REC PROGRAM SUPPLIES	-3.06
			1623		REC PROGRAM SUPPLIES	1,017.05
			1680		REC PROGRAM SUPPLIES	320.79
			2557 9/29/16		PD PROGRAM SUPPLIES	27.60
			2918		REC PROGRAM SUPPLIES	762.23
			3843		STREET MAINT SUPPLIES	17.42
			4422		PD PROGRAM SUPPLIES	195.49
			6095		REC PROGRAM SUPPLIES	119.70
			6488 11/22/16		FCC PROGRAM SUPPLIES	67.98
			8340		REC PROGRAM SUPPLIES	30.94
			8733		REC PROGRAM SUPPLIES	35.68
			8950		PD PROGRAM SUPPLIES	-563.54
			999999 8/20/16 BAL		MEMBERSHIP RENEWAL - PD EMPLOY	105.00
					Total :	2,688.18
141605	12/13/2016	105097 SANADA, CRAIG	NOVEMBER 2016		VOLUNTEER DRIVER	15.00
					Total :	15.00
141606	12/13/2016	109011 SANCARRANCO, SANDRA	11/13-11/19/16		ENGINEERING INTERN	202.50
			11/20-11/26/16		ENGINEERING INTERN	262.50
					Total :	465.00
141607	12/13/2016	107465 SATO, KATHY	NOVEMBER 2016		VOLUNTEER DRIVER	15.00
					Total :	15.00
141608	12/13/2016	119442 SC FUELS	3182681	037-09546	87 OCTANE REGULAR UNLEADED FUE	17,520.91
			3182682	037-09546	87 OCTANE REGULAR UNLEADED FUE	17,583.28
			3192719	037-09547	87 OCTANE REGULAR UNLEADED FUE	17,847.53
			3193800	037-09547	87 OCTANE REGULAR UNLEADED FUE	18,045.00
				037-09547		
			3199035	037-09540	87 OCTANE REGULAR UNLEADED FUE	14,896.51
			3199036	037-09540	87 OCTANE REGULAR UNLEADED FUE	15,071.45
			3207229	037-09545	87 OCTANE REGULAR UNLEADED FUE	15,715.96
			3207734	037-09545	87 OCTANE REGULAR UNLEADED FUE	16,008.04

Bank code : usb

Voucher	Date	Vendor	Invoice	PO #	Description/Account	Amount
141608	12/13/2016	119442	119442 SC FUELS		(Continued)	Total : 132,688.68
141609	12/13/2016	107303	SCOTT ROBINSON CHRYSLER DODGE, JEEP	85231	037-09492 ENGINE SUPPORT	283.20
					Total :	283.20
141610	12/13/2016	108654	SECTRAN SECURITY INC.	16110501	CURRENCY VERIFICATION - NOVEMBE	369.25
					Total :	369.25
141611	12/13/2016	107006	SHAMROCK COMPANIES	2064351	SEWER PROGRAM SUPPLIES	12.17
				2066742	STREET MAINT SUPPLIES	21.62
					Total :	33.79
141612	12/13/2016	119387	SHELL	65266983611	FUEL PURCHASES	131.80
					Total :	131.80
141613	12/13/2016	119233	SHERWIN-WILLIAMS CO.	7291-0	GRAFFITI ABATEMENT SUPPLIES	160.43
					Total :	160.43
141614	12/13/2016	107645	SHIRK, PAUL	NOVEMBER 2016	VOLUNTEER DRIVER	15.00
					Total :	15.00
141615	12/13/2016	119248	SIDEBOTHAM, RICHARD	08730	MONTHLY SERVICE - COUNTING MACH	385.00
					Total :	385.00
141616	12/13/2016	101582	SIEMENS INDUSTRY, INC.	5620008703	TRAFFIC SIGNAL RESPONSE CALL - RI	585.00
					Total :	585.00
141617	12/13/2016	109361	SILVA, ROBERT	10016-0807	PERMIT CANCELLATION REFUND	147.00
					Total :	147.00
141618	12/13/2016	119361	SMART & FINAL IRIS CO.	116897	REC PROGRAM SUPPLIES	278.45
				137137	REC PROGRAM SUPPLIES	149.19
				149579	SR BUREAU PROGRAM SUPPLIES	182.99
					Total :	610.63
141619	12/13/2016	119447	SOUTH BAY FORD	508712	GTRANS AUTO PARTS	312.65
				508914	GTRANS AUTO PARTS	207.54
				512246	GTRANS AUTO PARTS	272.85

vchlist
12/08/2016 11:22:24AM

Voucher List
CITY OF GARDENA

Page: 25

Bank code : usb

Voucher	Date	Vendor	Invoice	PO #	Description/Account	Amount
141619	12/13/2016	119447 SOUTH BAY FORD	(Continued) 512736	037-09548 037-09548	GTRANS AUTO PARTS	3,116.15
			CM512736		GTRANS AUTO PARTS	-163.50
					Total :	3,745.69
141620	12/13/2016	119447 SOUTH BAY FORD	FXCS904051		2012 FORD ESCAPE #1156331 AIR	719.00
					Total :	719.00
141621	12/13/2016	119423 SOUTH BAY PAINT & TOOL CO.	15415		STREET MAINT SUPPLIES	145.67
			15468		STREET MAINT SUPPLIES	39.24
					Total :	184.91
141622	12/13/2016	108238 SPARKLETT'S	15638236 111116		DRINKING WATER FILTRATION SYSTEM	37.00
					Total :	37.00
141623	12/13/2016	109067 SPEAKWRITE	69004955		TRANSCRIPTION SERVICES - NOVEME	463.27
					Total :	463.27
141624	12/13/2016	104453 SPICERS PAPER, INC.	1496103		PRINT SHOP PAPER	846.27
			1496104		PRINT SHOP PAPER	331.43
			1500117		PRINT SHOP PAPER	337.00
			1502265		PRINT SHOP PAPER	1,747.47
					Total :	3,262.17
141625	12/13/2016	119548 ST. JOHN LUTHERAN CHURCH	DECEMBER 2016		SENIOR CITIZENS DAY CARE	900.00
					Total :	900.00
141626	12/13/2016	109349 STALLWORTH, AUNDREA	CIT #111125146		CITATION DISMISSED	42.00
					Total :	42.00
141627	12/13/2016	119010 STAPLES ADVANTAGE	3319196612		ENGINEERING OFFICE SUPPLIES	161.80
			3319196613		ENGINEERING OFFICE SUPPLIES	71.26
					Total :	233.06
141628	12/13/2016	100609 TANK SPECIALISTS OF CALIFORNIA	26970		MONITORING SYSTEM TEST & CERTIF	635.00
			26996		CERTIFIED DESIGNATED OPERATOR S	189.75
			27017		VAULT SENSOR REPLACEMENT	948.86

Page: 25

Bank code : usb

Voucher	Date	Vendor	Invoice	PO #	Description/Account	Amount
141628	12/13/2016	100609	100609 TANK SPECIALISTS OF CALIFORNIA	(Continued)		Total : 1,773.61
141629	12/13/2016	106220 TAPSCOTT, SEDRIC	11/16-11/30/16		SPORTS OFFICIAL	180.00
					Total :	180.00
141630	12/13/2016	109070 TECH-LINE COMPUTERS	39571.		ECON DEV WEBSITE UPDATES & SUPP	95.00
			39597		ECON DEV WEBSITE UPDATES & SUPP	95.00
			99571		ECON DEV WEBSITE UPDATES & SUPP	95.00
					Total :	285.00
141631	12/13/2016	106870 TENDER LOVING CARE CATERING, INC.	11/16-11/30/16		SENIOR FEEDING PROGRAM	10,204.67
					Total :	10,204.67
141632	12/13/2016	120215 THOMPSON TROPHY MFG., INC.	50795		REC PROGRAM SUPPLIES	1,223.85
					Total :	1,223.85
141633	12/13/2016	104126 TIME WARNER CABLE	111016		BUSINESS CLASS CABLE PACKAGE - F	236.06
			111416		BASIC CABLE TELEVISION PACKAGE -	106.24
			111416 3467		BUSINESS CLASS CABLE PACKAGE - F	113.81
			112816		BASIC CABLE TELEVISION SERVICE -	241.62
					Total :	697.73
141634	12/13/2016	120525 TRANS UNION LLC	11607103		CREDIT REPORT	52.60
					Total :	52.60
141635	12/13/2016	103845 TRENCH SHORING COMPANY	1089210-0001		RENTAL - TRENCH TOP 6'X8' REGULAR	84.00
					Total :	84.00
141636	12/13/2016	220725 TURNER, THERON	11/16-11/30/16		SPORTS OFFICIAL	60.00
					Total :	60.00
141637	12/13/2016	108501 TWISTBAND, INC.	B/L #32928 - 2016		BUSINESS LICENSE FEE OVERPAYMEI	115.00
					Total :	115.00
141638	12/13/2016	109900 U.S. BANK CORPORATE PAYMENT, SYSTEMS	AYERS 11/22/16		CAL CARD STATEMENT 10/25-11/22/16	2,293.11
			FAUST 9/22/16		CAL CARD STATEMENT 8/23-9/22/16	66.41
			FCC 11/22/16		CAL CARD STATEMENT 10/25-11/22/16	235.41
			JONES 9/22/16		CAL CARD STATEMENT 8/23-9/22/16	543.19

vchlist
12/08/2016 11:22:24AM

Voucher List
CITY OF GARDENA

Page: 27

Bank code : usb

Voucher	Date	Vendor	Invoice	PO #	Description/Account	Amount
141638	12/13/2016	109900 U.S. BANK CORPORATE PAYMENT, SYSTEMS (Continued)	OSORIO 11/22/16		CAL CARD STATEMENT 10/25-11/22/16	186.39
					Total :	3,324.51
141639	12/13/2016	101448 U.S. HEALTHWORKS MEDICAL, GROUP, PC	3021693		RANDOM D/S COLL. ONLY DOT	520.00
			3025108		NIDA D/S COLLECTION - M. DOCKERY,	189.00
					Total :	709.00
141640	12/13/2016	104692 ULINE	81920596		JAIL PROGRAM SUPPLIES	494.40
					Total :	494.40
141641	12/13/2016	103485 UNIVERSITY OF SO. CALIF.	3006		EXECUTIVE EDUCATION FORM - M. HE	275.00
					Total :	275.00
141642	12/13/2016	121407 UPS	649922466		SHIPPING SERVICE CHARGES	125.00
			914073456		SHIPPING SERVICE CHARGES	18.50
					Total :	143.50
141643	12/13/2016	109260 VEHICLE INSPECTION SYSTEM, INC	Q15692	037-09514	AUTOMATED WHEEL POLISHING SYST	130,053.35
					Total :	130,053.35
141644	12/13/2016	122050 VERIZON WIRELESS	9775131904		PW MOBILE BROADBAND SERVICE~	342.09
					Total :	342.09
141645	12/13/2016	105259 VINI'S PARTY RENTALS	22078		RENTAL - PROPANE GRIDDLE	160.00
			22080		RENTAL 0 8' BANQUET TABLE	650.00
					Total :	810.00
141646	12/13/2016	123178 WALLIN, KRESS, REISMAN &, KRANITZ, LLP	NOVEMBER 2016	023-01071	CITY ATTORNEY SERVICES	13,655.00
					Total :	13,655.00
141647	12/13/2016	108489 WARREN, OSCAR	CIT #155127108		CITATION DISMISSED	42.00
					Total :	42.00
141648	12/13/2016	101903 WATER TECHNIQUES	71345		DRINKING WATER SYSTEM RENTAL	45.00
					Total :	45.00
141649	12/13/2016	104107 WAXIE SANITARY SUPPLY	76328121		BUS WASH SUPPLIES	192.28

Page: 27

Bank code : usb

Voucher	Date	Vendor	Invoice	PO #	Description/Account	Amount
141649	12/13/2016	104107 104107 WAXIE SANITARY SUPPLY	(Continued)		Total :	192.28
141650	12/13/2016	123146 WEST BASIN WATER ASSOCIATION	160926-6		ANNUAL MEMBERSHIP DUES	780.00
					Total :	780.00
141651	12/13/2016	123034 WESTRIDGE GOLF CLUB	011417 DEP		GRAGA TOURNAMENT DEPOSIT 1/14/1	300.00
					Total :	300.00
141652	12/13/2016	103744 WESTWAY UNIFORMS	5464		PD UNIFORM SUPPLIES	1,557.83
			5469		PD UNIFORM SUPPLIES	119.30
					Total :	1,677.13
141653	12/13/2016	123050 WILLIAMS SCOTSMAN, INC.	99274292	035-00686	MODULAR BUILDING RENTAL CPX-804	2,187.78
					Total :	2,187.78
141654	12/13/2016	109379 WISE, MELVIN	DR #16-3683		RETURN MONEY BOOKED AS EVIDENC	1,163.01
					Total :	1,163.01
141655	12/13/2016	105568 WORTHY, PATRICIA	NOVEMBER 2016		VOLUNTEER DRIVER	50.00
					Total :	50.00
141656	12/13/2016	125001 YAMADA COMPANY, INC.	73171		STREET MAINT SUPPLIES	124.10
					Total :	124.10
141657	12/13/2016	105794 YONAMINE, BRUCE	NOVEMBER 2016		VOLUNTEER DRIVER	10.00
					Total :	10.00
141658	12/13/2016	104934 ZUMAR INDUSTRIES, INC.	0166660		SIGNS/SIGNALS SUPPLIES	2,011.05
			0166687		SIGNS/SIGNALS SUPPLIES	764.03
			0167121		SIGNS/SIGNALS SUPPLIES	62.45
					Total :	2,837.53
250	Vouchers for bank code :	usb			Bank total :	2,416,257.49
250	Vouchers in this report				Total vouchers :	2,416,257.49

Bank code : usb

Voucher	Date	Vendor	Invoice	PO #	Description/Account	Amount
---------	------	--------	---------	------	---------------------	--------

CLAIMS VOUCHER APPROVAL

I hereby certify that the demands or claims covered by the checks listed on pages 1 to 28 inclusive of the check register are accurate and funds are available for payment thereof.

By: 
Accounting/Finance Manager

This is to certify that the claims or demands covered by checks listed on pages 1 to 28 inclusive of the check register have been audited by the City Council of the City of Gardena and that all of the said checks are approved for payment except check numbers:

_____ Mayor	_____ Date
_____ Councilmember	<u>12/13/16</u> Date
_____ Councilmember	_____ Date
Acknowledged:	
_____ Councilmember	_____ Date
_____ Councilmember	_____ Date



**CITY OF GARDENA
Portfolio Management
Portfolio Summary
September 30, 2016**

City of Gardena
1700 W. 162nd St.
Gardena, CA 90247
(310)217-9693

**Consent Calendar
Agenda No. 5.C.(2)(a)
December 13, 2016**

I certify that this report accurately reflects all pooled investments and is in conformity with the investment policy statement adopted by the Gardena City Council on June 14, 2016. The Investment Program, herein, provides sufficient cash flow liquidity to meet the next six months estimated expenditures in accordance with Gov. Code, 53646(b)(1). The pricing of securities are done by US Bank and Interactive Data Services. Moody's Investor Service rates the Manage Pool Accounts AAA.

Treasury Rates as of September 30, 2016

3 Month 0.2690%
6 Month 0.4320%
1 Year 0.5850%

<u>Total Earnings</u>	<u>September 2016 Month Ending</u>	<u>Fiscal Year to Date</u>
Current Year	24,659.70	98,208.79

Security Type	Face Amount/Shares	Market Value	Book Value	% of Portfolio	YTM @ Cost	Days To Maturity
Certificate Of Deposit	498,800.00	498,800.00	498,800.00	1.53	0.53	253
Corporate Bond	1,000,000.00	998,780.00	1,000,000.00	3.06	1.01	577
FHLB Bond	1,000,000.00	1,004,070.00	1,000,000.00	3.06	1.35	880
FHLMC Bond	2,500,000.00	2,499,070.00	2,500,000.00	7.65	1.38	1,298
FNMA Bond	3,000,000.00	3,000,840.00	3,000,000.00	9.18	1.54	1,349
Local Government Investment Pool	16,175,719.37	16,175,719.37	16,175,719.37	49.51	0.63	1
Mutual Fund	806,081.94	8,127,353.13	8,101,279.43	2.47	0.00	0
Negotiable Certificate Of Deposit	7,693,000.00	7,806,052.71	7,693,000.00	23.55	1.46	894
Total / Average	32,673,601.31	40,110,685.21	39,968,798.80	100.00	0.81	395


Ingrid Tsukiyama, City Treasurer

12-08-16
Date

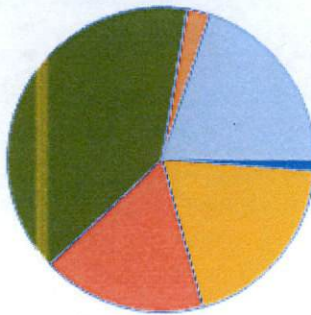


City of Gardena Distribution by Asset Category - Book Value All Portfolios

Begin Date: 8/31/2016, End Date: 9/30/2016

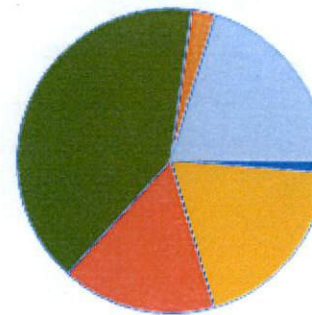
Asset Category Allocation				
Asset Category	Book Value 8/31/2016	% of Portfolio 8/31/2016	Book Value 9/30/2016	% of Portfolio 9/30/2016
Certificate of Deposit - Bank	498,800.00	1.23	498,800.00	1.25
Certificate of Deposit - Negotiable	7,941,000.00	19.51	7,693,000.00	19.25
Federal Agency Coupon Securities	7,000,000.00	17.19	6,500,000.00	16.26
Managed Pool Accounts	16,175,719.37	39.73	16,175,719.37	40.47
Medium Term Notes	1,000,000.00	2.46	1,000,000.00	2.50
Mutual Fund	8,094,805.24	19.88	8,101,279.43	20.27
Total / Average	40,710,324.61	100.00	39,968,798.80	100.00

Portfolio Holdings as of 8/31/2016



- 1.23%-Certificate of...
- 19.51%-Certificate o...
- 17.19%-Federal Agenc...
- 39.73%-Managed Pool ...
- 2.46%-Medium Term No...
- 19.88%-Mutual Fund

Portfolio Holdings as of 9/30/2016



- 1.25%-Certificate of...
- 19.25%-Certificate o...
- 16.26%-Federal Agenc...
- 40.47%-Managed Pool ...
- 2.50%-Medium Term Not...
- 20.27%-Mutual Fund



City of Gardena
Portfolio Holdings
Portfolio Details - Investments
September 30, 2016

Description	CUSIP/ Ticker	Transaction ID	Settlement Date	Face Amount/ Shares	Market Value	Book Value	YTM @ Cost	Days To Maturity	Maturity Date
Certificate of Deposit - Bank									
ICB 0.4 5/22/2017	CD6553B		05/23/2015	249,000.00	249,000.00	249,000.00	0.400	234	05/22/2017
Opus Bank 0.65 6/28/2017	CD3527		06/28/2016	249,800.00	249,800.00	249,800.00	0.650	271	06/28/2017
Sub Total / Average				498,800.00	498,800.00	498,800.00	0.525	253	
Certificate of Deposit - Negotiable									
Ally Bank 1.2 7/1/2019	02006LF32		06/30/2016	248,000.00	248,699.36	248,000.00	1.200	1,004	07/01/2019
AMEX CENT BK 2 5/7/2020	02587DXU7		05/14/2015	250,000.00	256,385.00	250,000.00	2.000	1,315	05/07/2020
Apple Bank for Savings 0.85 10/16/2017	03784JQQ0		04/06/2016	248,000.00	248,610.08	248,000.00	0.850	381	10/16/2017
Bank NC Thom 1 6/19/2017	06414QTS8		12/19/2014	248,000.00	248,704.32	248,000.00	1.000	262	06/19/2017
Barclays Bk Delaware 2.1 8/13/2019	06740KHS9		08/13/2014	248,000.00	254,276.88	248,000.00	2.100	1,047	08/13/2019
BMO Harris Bk 1.05 8/17/2018	05581WJT3		08/18/2016	248,000.00	248,019.84	248,000.00	1.050	686	08/17/2018
BMW 2.2 9/30/2020	05580ACZ5		09/30/2015	248,000.00	257,123.92	248,000.00	2.200	1,461	09/30/2020
Capital One Bk USA 1.7 4/6/2021	140420XR6		04/06/2016	248,000.00	253,386.56	248,000.00	1.700	1,649	04/06/2021
Capitol One NA 2.25 9/30/2020	14042RAK7		09/30/2015	248,000.00	257,114.00	248,000.00	2.250	1,461	09/30/2020
Cathay Bk 0.75 12/14/2016	149159JW6		03/14/2014	248,000.00	248,128.96	248,000.00	0.750	75	12/14/2016
CIT Bank, UT 0.9 5/1/2017	17284CCY8	10,333	05/01/2013	250,000.00	250,472.50	250,000.00	0.900	213	05/01/2017
Comenity Capital, UT 1.1 10/17/2016	20033ACV6	10,343	10/15/2013	250,000.00	250,052.50	250,000.00	1.100	17	10/17/2016
Compass Bank, AL 2 10/9/2018	20451PFD3	10,344	10/09/2013	248,000.00	253,150.96	248,000.00	2.000	739	10/09/2018
Customers Bank 0.8 3/20/2017	23204HAW8		03/19/2014	248,000.00	248,290.16	248,000.00	0.800	171	03/20/2017
Discover 2 5/13/2020	254672NN4		05/14/2015	250,000.00	256,382.50	250,000.00	2.000	1,321	05/13/2020
Enerbank 1.7 12/18/2018	29266NG43		12/18/2014	248,000.00	251,600.96	248,000.00	1.700	809	12/18/2018
First Bus Bk 1.55 3/6/2020	31938QL36		05/08/2015	248,000.00	254,294.24	248,000.00	1.550	1,253	03/06/2020
Goldman Sachs 2.3 11/25/2020	38148J3E9		11/25/2015	245,000.00	253,528.45	245,000.00	2.300	1,517	11/25/2020
Investors Comm Bk 1.5 2/26/2021	46147URQ5		03/31/2016	248,000.00	253,309.68	248,000.00	1.500	1,610	02/26/2021
Key Bank 1.35 10/15/2018	49306SVH6		10/14/2015	248,000.00	251,653.04	248,000.00	1.350	745	10/15/2018
Leumi NY Bk 2 12/17/2019	063248EY0		12/17/2014	248,000.00	255,375.52	248,000.00	2.000	1,173	12/17/2019
MB Financial Bk 1.4 4/15/2021	55266CRD0		04/15/2016	248,000.00	253,411.36	248,000.00	1.400	1,658	04/15/2021
Medallion Bk Utah 1.2 4/26/2019	58403B3T1		04/26/2016	248,000.00	250,026.16	248,000.00	1.200	938	04/26/2019



City of Gardena
Portfolio Holdings
Portfolio Details - Investments
September 30, 2016

Description	CUSIP/ Ticker	Transaction ID	Settlement Date	Face Amount/ Shares	Market Value	Book Value	YTM @ Cost	Days To Maturity	Maturity Date
Meridian 0.9 9/29/2017	58958PCL6		03/31/2015	248,000.00	249,051.52	248,000.00	0.900	364	09/29/2017
Morton Cmnty BK 1.05 4/10/2018	619165GA5		04/10/2015	248,000.00	248,726.64	248,000.00	1.050	557	04/10/2018
Nebraska St Bk & Trust Broken Bow 1.2 1/15	63969ABR4		04/15/2016	248,000.00	251,950.64	248,000.00	1.200	1,202	01/15/2020
Riverwood Bank, MN 1.25 10/10/2017	76951DAD2	10,345	10/08/2013	248,000.00	250,167.52	248,000.00	1.250	375	10/10/2017
Sallie Mae Bk 2.1 8/13/2019	795450SJ5		08/13/2014	248,000.00	254,346.32	248,000.00	2.100	1,047	08/13/2019
Synchrony Bank 1.55 6/29/2021	87164XMJ2		06/29/2016	248,000.00	249,708.72	248,000.00	1.550	1,733	06/29/2021
Wash Tr Co West 0.8 3/20/2017	940637FU0		03/19/2014	248,000.00	248,649.76	248,000.00	0.800	171	03/20/2017
WELL FARGO 1.55 11/19/2018	9497482T3		11/18/2015	248,000.00	251,454.64	248,000.00	1.550	780	11/19/2018
Sub Total / Average				7,693,000.00	7,806,052.71	7,693,000.00	1.461	894	
Federal Agency Coupon Securities									
FHLB 1 7/7/2017-15	3130A2E51		07/07/2014	500,000.00	501,020.00	500,000.00	1.000	280	07/07/2017
FHLB 1.7 10/19/2020-17	3130A6LQ8		10/19/2015	500,000.00	503,050.00	500,000.00	1.700	1,480	10/19/2020
FHLMC 1 7/27/2018-17	3134G8XA2		04/27/2016	1,000,000.00	1,000,140.00	1,000,000.00	1.000	665	07/27/2018
FHLMC 1.6 8/25/2021-16	3134G95L7		08/25/2016	1,000,000.00	998,850.00	1,000,000.00	1.600	1,790	08/25/2021
FHLMC 1.7 1/28/2021-16	3134G8WK1		04/28/2016	500,000.00	500,080.00	500,000.00	1.700	1,581	01/28/2021
FNMA 1.01 10/26/2018-16	3136G2PJ0		10/26/2015	500,000.00	500,080.00	500,000.00	1.010	756	10/26/2018
FNMA 1.5 8/25/2021-17	3136G3Y25		08/25/2016	1,000,000.00	998,840.00	1,000,000.00	1.500	1,790	08/25/2021
FNMA 1.6 5/19/2020-17	3136G2HF7		05/19/2015	1,000,000.00	1,001,920.00	1,000,000.00	1.600	1,327	05/19/2020
FNMA 2 10/7/2019-16	3136G26Z5		10/10/2014	500,000.00	500,000.00	500,000.00	2.000	1,102	10/07/2019
Sub Total / Average				6,500,000.00	6,503,980.00	6,500,000.00	1.447	1,257	
Managed Pool Accounts									
Local Agency Investment Fund LGIP	LGIP9326		06/30/2013	16,175,719.37	16,175,719.37	16,175,719.37	0.634	1	N/A
Sub Total / Average				16,175,719.37	16,175,719.37	16,175,719.37	0.634	1	
Medium Term Notes									
Toyota Motor Credit Var. Corp 4/30/2018	89236TAJ4	10,332	04/30/2013	1,000,000.00	998,780.00	1,000,000.00	1.007	577	04/30/2018
Sub Total / Average				1,000,000.00	998,780.00	1,000,000.00	1.007	577	



City of Gardena
Portfolio Holdings
Portfolio Details - Investments
September 30, 2016

Description	CUSIP/ Ticker	Transaction ID	Settlement Date	Face Amount/ Shares	Market Value	Book Value	YTM @ Cost	Days To Maturity	Maturity Date
Mutual Fund									
CalTrust - Medium Term	CalTrust2020		07/01/2015	67.67	683.50	680.79	N/A	N/A	
CalTrust - Medium Term	CalTrust2020		06/26/2015	598,205.91	6,041,879.71	6,017,951.47	N/A	N/A	
CalTrust - Medium Term	CalTrust2020		10/01/2015	433.91	4,382.51	4,373.83	N/A	N/A	
CalTrust - Medium Term	CalTrust2020		12/01/2015	448.25	4,527.33	4,504.91	N/A	N/A	
CalTrust - Medium Term	CalTrust2020		01/04/2016	467.83	4,725.08	4,692.34	N/A	N/A	
CalTrust - Medium Term	CalTrust2020		03/01/2016	466.28	4,709.46	4,695.47	N/A	N/A	
CalTrust - Medium Term	CalTrust2020		02/01/2016	476.72	4,814.86	4,800.56	N/A	N/A	
CalTrust - Medium Term	CalTrust2020		09/01/2015	416.27	4,204.36	4,183.54	N/A	N/A	
CalTrust - Medium Term	CalTrust2020		04/01/2016	670.57	6,772.72	6,766.01	N/A	N/A	
CalTrust - Medium Term	CalTrust2020		05/02/2016	490.61	4,955.18	4,950.28	N/A	N/A	
CalTrust - Medium Term	CalTrust2020		08/03/2015	414.36	4,185.07	4,172.64	N/A	N/A	
CalTrust - Medium Term	CalTrust2020		08/01/2016	513.08	5,182.09	5,192.35	N/A	N/A	
CalTrust - Medium Term	CalTrust2020		06/01/2016	506.64	5,117.03	5,106.90	N/A	N/A	
CalTrust - Medium Term	CalTrust2020		07/01/2016	495.99	5,009.47	5,024.35	N/A	N/A	
CalTrust - Medium Term	CalTrust2020		11/02/2015	432.12	4,364.43	4,351.47	N/A	N/A	
CalTrust - Medium Term	CalTrust2020		09/01/2016	512.25	5,173.73	5,173.72	N/A	N/A	
CalTrust - Short Term	CalTrust2010		04/01/2016	115.85	1,161.94	1,160.78	N/A	N/A	
CalTrust - Short Term	CalTrust2010		09/01/2016	129.66	1,300.47	1,300.47	N/A	N/A	
CalTrust - Short Term	CalTrust2010		05/02/2016	114.77	1,151.16	1,150.02	N/A	N/A	
CalTrust - Short Term	CalTrust2010		08/01/2016	125.03	1,254.05	1,254.05	N/A	N/A	
CalTrust - Short Term	CalTrust2010		06/01/2016	122.63	1,229.96	1,228.73	N/A	N/A	
CalTrust - Short Term	CalTrust2010		07/01/2016	119.66	1,200.20	1,200.20	N/A	N/A	
CalTrust - Short Term	CalTrust2010		10/01/2015	87.88	881.48	880.60	N/A	N/A	
CalTrust - Short Term	CalTrust2010		12/01/2015	88.80	890.68	889.80	N/A	N/A	
CalTrust - Short Term	CalTrust2010		11/02/2015	83.96	842.08	841.24	N/A	N/A	
CalTrust - Short Term	CalTrust2010		09/01/2015	84.83	850.83	849.99	N/A	N/A	
CalTrust - Short Term	CalTrust2010		08/03/2015	83.95	842.05	841.21	N/A	N/A	



City of Gardena
Portfolio Holdings
Portfolio Details - Investments
September 30, 2016

Description	CUSIP/ Ticker	Transaction ID	Settlement Date	Face Amount/ Shares	Market Value	Book Value	YTM @ Cost	Days To Maturity	Maturity Date
CalTrust - Short Term	CalTrust2010		07/01/2015	13.79	138.30	138.17	N/A	N/A	
CalTrust - Short Term	CalTrust2010		01/04/2016	93.60	938.80	936.93	N/A	N/A	
CalTrust - Short Term	CalTrust2010		02/01/2016	98.08	983.72	982.74	N/A	N/A	
CalTrust - Short Term	CalTrust2010		06/26/2015	199,600.80	2,001,996.00	2,000,000.00	N/A	N/A	
CalTrust - Short Term	CalTrust2010		03/31/2016	100.19	1,004.88	1,003.87	N/A	N/A	
Sub Total / Average				806,081.94	8,127,353.13	8,101,279.43	N/A	N/A	
Total / Average				32,673,601.31	40,110,685.21	39,968,798.80	1.009	495	



**City of Gardena
Monthly Activity - by Portfolio
September 30, 2016**

Description	CUSIP/ Ticker	Settlement Date	Maturity Date	Beginning Cost Value	Buy Principal	Buy Accrued Interest	Sell Principal	Sell Accrued Interest	Interest/ Dividends	Ending Cost Value
City of Gardena - CalTrust Medium Term										
CalTrust - Medium Term	CalTrust2020	12/01/2015	N/A	4,504.91	0.00	0.00	0.00	0.00	3.84	4,504.91
CalTrust - Medium Term	CalTrust2020	08/03/2015	N/A	4,172.64	0.00	0.00	0.00	0.00	3.55	4,172.64
CalTrust - Medium Term	CalTrust2020	10/01/2015	N/A	4,373.83	0.00	0.00	0.00	0.00	3.71	4,373.83
CalTrust - Medium Term	CalTrust2020	09/01/2015	N/A	4,183.54	0.00	0.00	0.00	0.00	3.56	4,183.54
CalTrust - Medium Term	CalTrust2020	07/01/2015	N/A	680.79	0.00	0.00	0.00	0.00	0.58	680.79
CalTrust - Medium Term	CalTrust2020	11/02/2015	N/A	4,351.47	0.00	0.00	0.00	0.00	3.70	4,351.47
CalTrust - Medium Term	CalTrust2020	06/26/2015	N/A	6,017,951.48	0.00	0.00	0.00	0.00	5,119.80	6,017,951.48
CalTrust - Medium Term	CalTrust2020	05/02/2016	N/A	4,950.28	0.00	0.00	0.00	0.00	4.20	4,950.28
CalTrust - Medium Term	CalTrust2020	08/01/2016	N/A	5,192.35	0.00	0.00	0.00	0.00	4.39	5,192.35
CalTrust - Medium Term	CalTrust2020	06/01/2016	N/A	5,106.90	0.00	0.00	0.00	0.00	4.34	5,106.90
CalTrust - Medium Term	CalTrust2020	02/01/2016	N/A	4,800.56	0.00	0.00	0.00	0.00	4.08	4,800.56
CalTrust - Medium Term	CalTrust2020	01/04/2016	N/A	4,692.34	0.00	0.00	0.00	0.00	4.00	4,692.34
CalTrust - Medium Term	CalTrust2020	03/01/2016	N/A	4,695.47	0.00	0.00	0.00	0.00	3.99	4,695.47
CalTrust - Medium Term	CalTrust2020	04/01/2016	N/A	6,766.01	0.00	0.00	0.00	0.00	5.74	6,766.01
CalTrust - Medium Term	CalTrust2020	07/01/2016	N/A	5,024.35	0.00	0.00	0.00	0.00	4.24	5,024.35
CalTrust - Medium Term	CalTrust2020	09/01/2016	N/A	0.00	5,173.72	0.00	0.00	0.00	0.00	5,173.72
Sub Total/Average City of Gardena - CalTrust Medium Term				6,081,446.92	5,173.72	0.00	0.00	0.00	5,173.72	6,086,620.64
City of Gardena - CalTrust Short Term										
CalTrust - Short Term	CalTrust2010	10/01/2015	N/A	880.60	0.00	0.00	0.00	0.00	0.57	880.60
CalTrust - Short Term	CalTrust2010	04/01/2016	N/A	1,160.78	0.00	0.00	0.00	0.00	0.75	1,160.78
CalTrust - Short Term	CalTrust2010	07/01/2016	N/A	1,200.20	0.00	0.00	0.00	0.00	0.77	1,200.20
CalTrust - Short Term	CalTrust2010	07/01/2015	N/A	138.17	0.00	0.00	0.00	0.00	0.09	138.17
CalTrust - Short Term	CalTrust2010	08/03/2015	N/A	841.21	0.00	0.00	0.00	0.00	0.54	841.21
CalTrust - Short Term	CalTrust2010	05/02/2016	N/A	1,150.02	0.00	0.00	0.00	0.00	0.74	1,150.02
CalTrust - Short Term	CalTrust2010	01/04/2016	N/A	936.93	0.00	0.00	0.00	0.00	0.61	936.93
CalTrust - Short Term	CalTrust2010	12/01/2015	N/A	889.80	0.00	0.00	0.00	0.00	0.57	889.80
CalTrust - Short Term	CalTrust2010	09/01/2015	N/A	849.99	0.00	0.00	0.00	0.00	0.55	849.99
CalTrust - Short Term	CalTrust2010	11/02/2015	N/A	841.24	0.00	0.00	0.00	0.00	0.54	841.24
CalTrust - Short Term	CalTrust2010	03/31/2016	N/A	1,003.87	0.00	0.00	0.00	0.00	0.65	1,003.87
CalTrust - Short Term	CalTrust2010	06/01/2016	N/A	1,228.73	0.00	0.00	0.00	0.00	0.79	1,228.73
CalTrust - Short Term	CalTrust2010	02/01/2016	N/A	982.74	0.00	0.00	0.00	0.00	0.63	982.74



City of Gardena
Monthly Activity - by Portfolio
September 30, 2016

Description	CUSIP/ Ticker	Settlement Date	Maturity Date	Beginning Cost Value	Buy Principal	Buy Accrued Interest	Sell Principal	Sell Accrued Interest	Interest/ Dividends	Ending Cost Value
CalTrust - Short Term	CalTrust2010	06/26/2015	N/A	2,000,000.00	0.00	0.00	0.00	0.00	1,291.84	2,000,000.00
CalTrust - Short Term	CalTrust2010	08/01/2016	N/A	1,254.05	0.00	0.00	0.00	0.00	0.81	1,254.05
CalTrust - Short Term	CalTrust2010	09/01/2016	N/A	0.00	1,300.47	0.00	0.00	0.00	0.00	1,300.47
Sub Total/Average City of Gardena - CalTrust Short Term				2,013,358.33	1,300.47	0.00	0.00	0.00	1,300.47	2,014,658.80
City of Gardena - Fixed Income										
ICB 0.4 5/22/2017	CD6553B	05/23/2015	05/22/2017	249,000.00	0.00	0.00	0.00	0.00	83.00	249,000.00
Opus Bank 0.65 6/28/2017	CD3527	06/28/2016	06/28/2017	249,800.00	0.00	0.00	0.00	0.00	133.57	249,800.00
Sub Total/Average City of Gardena - Fixed Income				498,800.00	0.00	0.00	0.00	0.00	216.57	498,800.00
City of Gardena - Liquid Assets										
Local Agency Investment Fund LGIP	LGIP9326	06/30/2013	N/A	16,175,719.37	0.00	0.00	0.00	0.00	0.00	16,175,719.37
Sub Total/Average City of Gardena - Liquid Assets				16,175,719.37	0.00	0.00	0.00	0.00	0.00	16,175,719.37
City of Gardena - US Bank										
Ally Bank 1.2 7/1/2019	02006LF32	06/30/2016	07/01/2019	248,000.00	0.00	0.00	0.00	0.00	0.00	248,000.00
AMEX CENT BK 2 5/7/2020	02587DXU7	05/14/2015	05/07/2020	250,000.00	0.00	0.00	0.00	0.00	0.00	250,000.00
Apple Bank for Savings 0.85 10/16/2017	03784JQQ0	04/06/2016	10/16/2017	248,000.00	0.00	0.00	0.00	0.00	0.00	248,000.00
Bank NC Thom 1 6/19/2017	06414QTS8	12/19/2014	06/19/2017	248,000.00	0.00	0.00	0.00	0.00	210.63	248,000.00
Barclays Bk Delaware 2.1 8/13/2019	06740KHS9	08/13/2014	08/13/2019	248,000.00	0.00	0.00	0.00	0.00	0.00	248,000.00
BMO Harris Bk 1.05 8/17/2018	05581WJT3	08/18/2016	08/17/2018	248,000.00	0.00	0.00	0.00	0.00	0.00	248,000.00
BMW 2.2 9/30/2020	05580ACZ5	09/30/2015	09/30/2020	248,000.00	0.00	0.00	0.00	0.00	2,750.42	248,000.00
Capital One Bk USA 1.7 4/6/2021	140420XR6	04/06/2016	04/06/2021	248,000.00	0.00	0.00	0.00	0.00	0.00	248,000.00
Capitol One NA 2.25 9/30/2020	14042RAK7	09/30/2015	09/30/2020	248,000.00	0.00	0.00	0.00	0.00	2,812.93	248,000.00
Cardinal Bk Ntl 0.65 9/26/2016	14147VDX1	03/26/2014	09/26/2016	248,000.00	0.00	0.00	248,000.00	0.00	136.91	0.00
Cathay Bk 0.75 12/14/2016	149159JW6	03/14/2014	12/14/2016	248,000.00	0.00	0.00	0.00	0.00	157.97	248,000.00
CIT Bank, UT 0.9 5/1/2017	17284CCY8	05/01/2013	05/01/2017	250,000.00	0.00	0.00	0.00	0.00	0.00	250,000.00
Comenity Capital, UT 1.1 10/17/2016	20033ACV6	10/15/2013	10/17/2016	250,000.00	0.00	0.00	0.00	0.00	233.56	250,000.00
Compass Bank, AL 2 10/9/2018	20451PFD3	10/09/2013	10/09/2018	248,000.00	0.00	0.00	0.00	0.00	0.00	248,000.00
Customers Bank 0.8 3/20/2017	23204HAW8	03/19/2014	03/20/2017	248,000.00	0.00	0.00	0.00	0.00	1,000.15	248,000.00
Discover 2 5/13/2020	254672NN4	05/14/2015	05/13/2020	250,000.00	0.00	0.00	0.00	0.00	0.00	250,000.00
Enerbank 1.7 12/18/2018	29266NG43	12/18/2014	12/18/2018	248,000.00	0.00	0.00	0.00	0.00	358.07	248,000.00
FHLB 1 7/7/2017-15	3130A2E51	07/07/2014	07/07/2017	500,000.00	0.00	0.00	0.00	0.00	0.00	500,000.00



City of Gardena
Monthly Activity - by Portfolio
September 30, 2016

Description	CUSIP/ Ticker	Settlement Date	Maturity Date	Beginning Cost Value	Buy Principal	Buy Accrued Interest	Sell Principal	Sell Accrued Interest	Interest/ Dividends	Ending Cost Value
FHLB 1.7 10/19/2020-17	3130A6LQ8	10/19/2015	10/19/2020	500,000.00	0.00	0.00	0.00	0.00	0.00	500,000.00
FHLMC 0.6 9/26/2016-14	3134G4Z35	03/26/2014	09/26/2016	500,000.00	0.00	0.00	500,000.00	0.00	1,500.00	0.00
FHLMC 1 7/27/2018-17	3134G8XA2	04/27/2016	07/27/2018	1,000,000.00	0.00	0.00	0.00	0.00	0.00	1,000,000.00
FHLMC 1.6 8/25/2021-16	3134G95L7	08/25/2016	08/25/2021	1,000,000.00	0.00	0.00	0.00	0.00	0.00	1,000,000.00
FHLMC 1.7 1/28/2021-16	3134G8WK1	04/28/2016	01/28/2021	500,000.00	0.00	0.00	0.00	0.00	0.00	500,000.00
First Bus Bk 1.55 3/6/2020	31938QL36	05/08/2015	03/06/2020	248,000.00	0.00	0.00	0.00	0.00	0.00	248,000.00
FNMA 1.01 10/26/2018-16	3136G2PJ0	10/26/2015	10/26/2018	500,000.00	0.00	0.00	0.00	0.00	0.00	500,000.00
FNMA 1.5 8/25/2021-17	3136G3Y25	08/25/2016	08/25/2021	1,000,000.00	0.00	0.00	0.00	0.00	0.00	1,000,000.00
FNMA 1.6 5/19/2020-17	3136G2HF7	05/19/2015	05/19/2020	1,000,000.00	0.00	0.00	0.00	0.00	0.00	1,000,000.00
FNMA 2 10/7/2019-16	3136G26Z5	10/10/2014	10/07/2019	500,000.00	0.00	0.00	0.00	0.00	0.00	500,000.00
Goldman Sachs 2.3 11/25/2020	38148J3E9	11/25/2015	11/25/2020	245,000.00	0.00	0.00	0.00	0.00	0.00	245,000.00
Investors Comm Bk 1.5 2/26/2021	46147URQ5	03/31/2016	02/26/2021	248,000.00	0.00	0.00	0.00	0.00	315.95	248,000.00
Key Bank 1.35 10/15/2018	49306SVH6	10/14/2015	10/15/2018	248,000.00	0.00	0.00	0.00	0.00	0.00	248,000.00
Leumi NY Bk 2 12/17/2019	063248EY0	12/17/2014	12/17/2019	248,000.00	0.00	0.00	0.00	0.00	0.00	248,000.00
MB Financial Bk 1.4 4/15/2021	55266CRD0	04/15/2016	04/15/2021	248,000.00	0.00	0.00	0.00	0.00	294.88	248,000.00
Medallion Bk Utah 1.2 4/26/2019	58403B3T1	04/26/2016	04/26/2019	248,000.00	0.00	0.00	0.00	0.00	252.76	248,000.00
Meridian 0.9 9/29/2017	58958PCL6	03/31/2015	09/29/2017	248,000.00	0.00	0.00	0.00	0.00	189.57	248,000.00
Morton Cmnty BK 1.05 4/10/2018	619165GA5	04/10/2015	04/10/2018	248,000.00	0.00	0.00	0.00	0.00	221.16	248,000.00
Nebraska St Bk & Trust Broken Bow 1.2 1/15/202	63969ABR4	04/15/2016	01/15/2020	248,000.00	0.00	0.00	0.00	0.00	252.76	248,000.00
Riverwood Bank, MN 1.25 10/10/2017	76951DAD2	10/08/2013	10/10/2017	248,000.00	0.00	0.00	0.00	0.00	0.00	248,000.00
Sallie Mae Bk 2.1 8/13/2019	795450SJ5	08/13/2014	08/13/2019	248,000.00	0.00	0.00	0.00	0.00	0.00	248,000.00
Synchrony Bank 1.55 6/29/2021	87164XMJ2	06/29/2016	06/29/2021	248,000.00	0.00	0.00	0.00	0.00	0.00	248,000.00
Toyota Motor Credit Var. Corp 4/30/2018	89236TAJ4	04/30/2013	04/30/2018	1,000,000.00	0.00	0.00	0.00	0.00	0.00	1,000,000.00
Wash Tr Co West 0.8 3/20/2017	940637FU0	03/19/2014	03/20/2017	248,000.00	0.00	0.00	0.00	0.00	1,000.15	248,000.00
WELL FARGO 1.55 11/19/2018	9497482T3	11/18/2015	11/19/2018	248,000.00	0.00	0.00	0.00	0.00	326.48	248,000.00
Sub Total/Average City of Gardena - US Bank				15,941,000.00	0.00	0.00	748,000.00	0.00	12,014.35	15,193,000.00
Total / Average				40,710,324.62	6,474.19	0.00	748,000.00	0.00	18,705.11	39,968,798.81



City of Gardena
Portfolio Holdings
Interest Earned During Period - Book Value
September 30, 2016 - Month to Date

Description	CUSIP/ Ticker	Sell Accrued Interest	Buy Accrued Interest	Interest/ Dividends	Amortized Discount	Amortized Premium	Difference in Accrued Interest	Interest Earned During Period-BV
City of Gardena - CalTrust Medium Term								
CalTrust - Medium Term	CalTrust2020	0.00	0.00	3.84	N/A	N/A	0.00	3.84
CalTrust - Medium Term	CalTrust2020	0.00	0.00	3.55	N/A	N/A	0.00	3.55
CalTrust - Medium Term	CalTrust2020	0.00	0.00	3.71	N/A	N/A	0.00	3.71
CalTrust - Medium Term	CalTrust2020	0.00	0.00	3.56	N/A	N/A	0.00	3.56
CalTrust - Medium Term	CalTrust2020	0.00	0.00	0.58	N/A	N/A	0.00	0.58
CalTrust - Medium Term	CalTrust2020	0.00	0.00	3.70	N/A	N/A	0.00	3.70
CalTrust - Medium Term	CalTrust2020	0.00	0.00	5,119.80	N/A	N/A	0.00	5,119.80
CalTrust - Medium Term	CalTrust2020	0.00	0.00	4.20	N/A	N/A	0.00	4.20
CalTrust - Medium Term	CalTrust2020	0.00	0.00	4.39	N/A	N/A	0.00	4.39
CalTrust - Medium Term	CalTrust2020	0.00	0.00	4.34	N/A	N/A	0.00	4.34
CalTrust - Medium Term	CalTrust2020	0.00	0.00	4.08	N/A	N/A	0.00	4.08
CalTrust - Medium Term	CalTrust2020	0.00	0.00	4.00	N/A	N/A	0.00	4.00
CalTrust - Medium Term	CalTrust2020	0.00	0.00	3.99	N/A	N/A	0.00	3.99
CalTrust - Medium Term	CalTrust2020	0.00	0.00	5.74	N/A	N/A	0.00	5.74
CalTrust - Medium Term	CalTrust2020	0.00	0.00	4.24	N/A	N/A	0.00	4.24
CalTrust - Medium Term	CalTrust2020	0.00	0.00	0.00	N/A	N/A	0.00	0.00
Sub Total/Average City of Gardena - CalTrust Medium Term		0.00	0.00	5,173.72	0.00	0.00	0.00	5,173.72
City of Gardena - CalTrust Short Term								
CalTrust - Short Term	CalTrust2010	0.00	0.00	0.57	N/A	N/A	0.00	0.57
CalTrust - Short Term	CalTrust2010	0.00	0.00	0.75	N/A	N/A	0.00	0.75
CalTrust - Short Term	CalTrust2010	0.00	0.00	0.77	N/A	N/A	0.00	0.77
CalTrust - Short Term	CalTrust2010	0.00	0.00	0.09	N/A	N/A	0.00	0.09
CalTrust - Short Term	CalTrust2010	0.00	0.00	0.54	N/A	N/A	0.00	0.54
CalTrust - Short Term	CalTrust2010	0.00	0.00	0.74	N/A	N/A	0.00	0.74
CalTrust - Short Term	CalTrust2010	0.00	0.00	0.61	N/A	N/A	0.00	0.61



City of Gardena
Portfolio Holdings
Interest Earned During Period - Book Value
September 30, 2016 - Month to Date

Description	CUSIP/ Ticker	Sell Accrued Interest	Buy Accrued Interest	Interest/ Dividends	Amortized Discount	Amortized Premium	Difference in Accrued Interest	Interest Earned During Period-BV
CalTrust - Short Term	CalTrust2010	0.00	0.00	0.57	N/A	N/A	0.00	0.57
CalTrust - Short Term	CalTrust2010	0.00	0.00	0.55	N/A	N/A	0.00	0.55
CalTrust - Short Term	CalTrust2010	0.00	0.00	0.54	N/A	N/A	0.00	0.54
CalTrust - Short Term	CalTrust2010	0.00	0.00	0.65	N/A	N/A	0.00	0.65
CalTrust - Short Term	CalTrust2010	0.00	0.00	0.79	N/A	N/A	0.00	0.79
CalTrust - Short Term	CalTrust2010	0.00	0.00	0.63	N/A	N/A	0.00	0.63
CalTrust - Short Term	CalTrust2010	0.00	0.00	1,291.84	N/A	N/A	0.00	1,291.84
CalTrust - Short Term	CalTrust2010	0.00	0.00	0.81	N/A	N/A	0.00	0.81
CalTrust - Short Term	CalTrust2010	0.00	0.00	0.00	N/A	N/A	0.00	0.00
Sub Total/Average City of Gardena - CalTrust Short Term		0.00	0.00	1,300.47	0.00	0.00	0.00	1,300.47
City of Gardena - Fixed Income								
ICB 0.4 5/22/2017	CD6553B	0.00	0.00	83.00	0.00	0.00	-2.73	80.27
Opus Bank 0.65 6/28/2017	CD3527	0.00	0.00	133.57	0.00	0.00	-4.45	129.12
Sub Total/Average City of Gardena - Fixed Income		0.00	0.00	216.57	0.00	0.00	-7.18	209.39
City of Gardena - Liquid Assets								
Local Agency Investment Fund LGIP	LGIP9326	0.00	0.00	0.00	0.00	0.00	0.00	0.00
Sub Total/Average City of Gardena - Liquid Assets		0.00	0.00	0.00	0.00	0.00	0.00	0.00
City of Gardena - US Bank								
Ally Bank 1.2 7/1/2019	02006LF32	0.00	0.00	0.00	0.00	0.00	244.61	244.61
AMEX CENT BK 2 5/7/2020	02587DXU7	0.00	0.00	0.00	0.00	0.00	410.96	410.96
Apple Bank for Savings 0.85 10/16/2017	03784JQQ0	0.00	0.00	0.00	0.00	0.00	173.26	173.26
Bank NC Thom 1 6/19/2017	06414QTS8	0.00	0.00	210.63	0.00	0.00	-6.79	203.84
Barclays Bk Delaware 2.1 8/13/2019	06740KHS9	0.00	0.00	0.00	0.00	0.00	428.06	428.06
BMO Harris Bk 1.05 8/17/2018	05581WJT3	0.00	0.00	0.00	0.00	0.00	214.02	214.02



City of Gardena
Portfolio Holdings
Interest Earned During Period - Book Value
September 30, 2016 - Month to Date

Description	CUSIP/ Ticker	Sell Accrued Interest	Buy Accrued Interest	Interest/ Dividends	Amortized Discount	Amortized Premium	Difference in Accrued Interest	Interest Earned During Period-BV
BMW 2.2 9/30/2020	05580ACZ5	0.00	0.00	2,750.42	0.00	0.00	-2,301.98	448.44
Capital One Bk USA 1.7 4/6/2021	140420XR6	0.00	0.00	0.00	0.00	0.00	346.52	346.52
Capital One NA 2.25 9/30/2020	14042RAK7	0.00	0.00	2,812.93	0.00	0.00	-2,354.30	458.63
Cardinal Bk Ntl 0.65 9/26/2016	14147VDX1	0.00	0.00	136.91	0.00	0.00	-22.08	114.83
Cathay Bk 0.75 12/14/2016	149159JW6	0.00	0.00	157.97	0.00	0.00	-5.10	152.87
CIT Bank, UT 0.9 5/1/2017	17284CCY8	0.00	0.00	0.00	0.00	0.00	184.94	184.94
Comenity Capital, UT 1.1 10/17/2016	20033ACV6	0.00	0.00	233.56	0.00	0.00	-7.54	226.02
Compass Bank, AL 2 10/9/2018	20451PFD3	0.00	0.00	0.00	0.00	0.00	407.67	407.67
Customers Bank 0.8 3/20/2017	23204HAW8	0.00	0.00	1,000.15	0.00	0.00	-837.09	163.06
Discover 2 5/13/2020	254672NN4	0.00	0.00	0.00	0.00	0.00	410.96	410.96
Enerbank 1.7 12/18/2018	29266NG43	0.00	0.00	358.07	0.00	0.00	-11.55	346.52
FHLB 1 7/7/2017-15	3130A2E51	0.00	0.00	0.00	0.00	0.00	402.78	402.78
FHLB 1.7 10/19/2020-17	3130A6LQ8	0.00	0.00	0.00	0.00	0.00	684.72	684.72
FHLMC 0.6 9/26/2016-14	3134G4Z35	0.00	0.00	1,500.00	0.00	0.00	-1,291.67	208.33
FHLMC 1 7/27/2018-17	3134G8XA2	0.00	0.00	0.00	0.00	0.00	805.56	805.56
FHLMC 1.6 8/25/2021-16	3134G95L7	0.00	0.00	0.00	0.00	0.00	1,288.89	1,288.89
FHLMC 1.7 1/28/2021-16	3134G8WK1	0.00	0.00	0.00	0.00	0.00	684.72	684.72
First Bus Bk 1.55 3/6/2020	31938QL36	0.00	0.00	0.00	0.00	0.00	315.95	315.95
FNMA 1.01 10/26/2018-16	3136G2PJ0	0.00	0.00	0.00	0.00	0.00	406.81	406.81
FNMA 1.5 8/25/2021-17	3136G3Y25	0.00	0.00	0.00	0.00	0.00	1,208.33	1,208.33
FNMA 1.6 5/19/2020-17	3136G2HF7	0.00	0.00	0.00	0.00	0.00	1,288.89	1,288.89
FNMA 2 10/7/2019-16	3136G26Z5	0.00	0.00	0.00	0.00	0.00	805.56	805.56
Goldman Sachs 2.3 11/25/2020	38148J3E9	0.00	0.00	0.00	0.00	0.00	463.15	463.15
Investors Comm Bk 1.5 2/26/2021	46147URQ5	0.00	0.00	315.95	0.00	0.00	-10.19	305.76
Key Bank 1.35 10/15/2018	49306SVH6	0.00	0.00	0.00	0.00	0.00	275.18	275.18
Leumi NY Bk 2 12/17/2019	063248EY0	0.00	0.00	0.00	0.00	0.00	407.67	407.67
MB Financial Bk 1.4 4/15/2021	55266CRD0	0.00	0.00	294.88	0.00	0.00	-9.52	285.36



City of Gardena
Portfolio Holdings
Interest Earned During Period - Book Value
September 30, 2016 - Month to Date

Description	CUSIP/ Ticker	Sell Accrued Interest	Buy Accrued Interest	Interest/ Dividends	Amortized Discount	Amortized Premium	Difference in Accrued Interest	Interest Earned During Period-BV
Medallion Bk Utah 1.2 4/26/2019	58403B3T1	0.00	0.00	252.76	0.00	0.00	-8.16	244.60
Meridian 0.9 9/29/2017	58958PCL6	0.00	0.00	189.57	0.00	0.00	-6.11	183.46
Morton Cmnty BK 1.05 4/10/2018	619165GA5	0.00	0.00	221.16	0.00	0.00	-7.14	214.02
Nebraska St Bk & Trust Broken Bow 1.2 1/15/202	63969ABR4	0.00	0.00	252.76	0.00	0.00	-8.15	244.61
Riverwood Bank, MN 1.25 10/10/2017	76951DAD2	0.00	0.00	0.00	0.00	0.00	254.79	254.79
Sallie Mae Bk 2.1 8/13/2019	795450SJ5	0.00	0.00	0.00	0.00	0.00	428.06	428.06
Synchrony Bank 1.55 6/29/2021	87164XMJ2	0.00	0.00	0.00	0.00	0.00	315.95	315.95
Toyota Motor Credit Var. Corp 4/30/2018	89236TAJ4	0.00	0.00	0.00	0.00	0.00	838.75	838.75
Wash Tr Co West 0.8 3/20/2017	940637FU0	0.00	0.00	1,000.15	0.00	0.00	-837.09	163.06
WELL FARGO 1.55 11/19/2018	9497482T3	0.00	0.00	326.48	0.00	0.00	-10.53	315.95
Sub Total/Average City of Gardena - US Bank		0.00	0.00	12,014.35	0.00	0.00	5,961.77	17,976.12
Total / Average		0.00	0.00	18,705.11	0.00	0.00	5,954.59	24,659.70

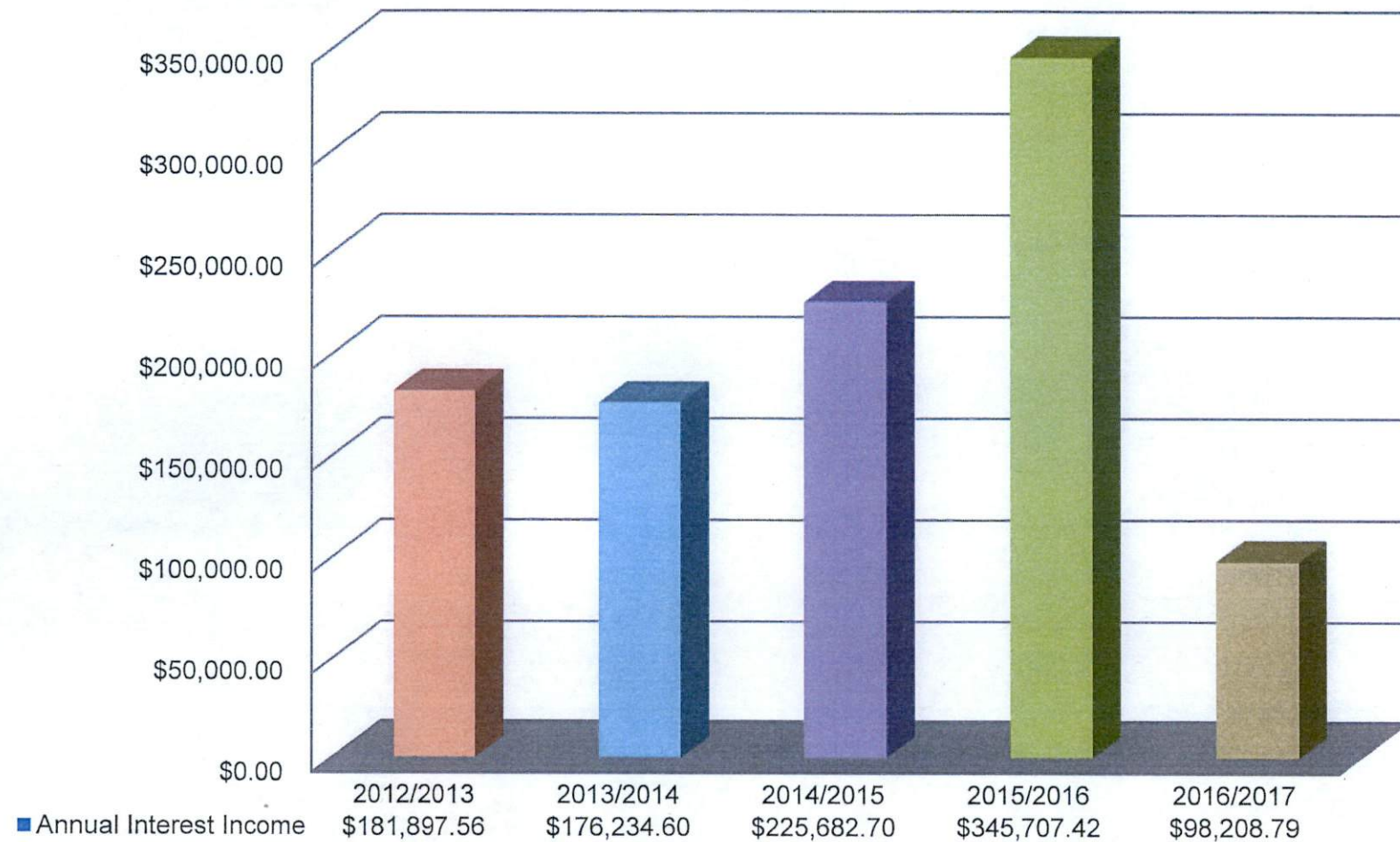
Monthly Portfolio Balances
Fiscal Years 2012/2013 through 2016/2017

<i>Average Annual Portfolio</i>	<i>Fiscal Year</i>	<i>Annual Interest Income</i>
\$ 35,200,625.70	2012/2013	\$181,897.56
\$ 41,984,315.33	2013/2014	\$176,234.60
\$ 47,248,923.96	2014/2015	\$225,682.70
\$ 42,171,556.71	2015/2016	\$345,707.42
\$ 10,136,250.14	2016/2017	\$98,208.79

Portfolio	2012/2013	2013/2014	2014/2015	2015/2016	2016/2017
July	32,370,862.84	41,296,919.90	39,934,618.16	44,344,002.47	40,955,878.21
August	32,470,862.84	43,981,082.33	47,326,618.16	43,850,390.47	40,710,324.61
September	32,070,862.84	41,881,084.18	47,226,618.16	41,752,801.86	39,968,798.80
October	30,288,799.70	39,343,647.38	45,293,716.40	39,773,348.62	-
November	27,738,799.70	37,593,647.38	44,693,716.40	38,774,975.22	-
December	29,038,799.70	36,293,647.38	45,685,716.40	41,081,856.69	-
January	34,304,357.71	41,509,709.38	48,705,206.89	44,201,585.16	-
February	34,494,357.71	41,909,709.38	49,705,206.89	41,382,640.37	-
March	41,949,357.71	42,751,709.38	47,953,229.92	39,143,831.25	-
April	41,472,125.52	45,217,475.76	48,772,146.70	42,412,304.06	-
May	43,105,142.12	47,416,575.76	53,270,146.70	44,418,404.36	-
June	43,103,180.00	44,616,575.76	48,420,146.70	44,922,539.99	-
Average	35,200,625.70	41,984,315.33	47,248,923.96	42,171,556.71	10,136,250.14

Treasury Rates as of September 30, 2016	LAIF Rate	Our Rate of Return
3 Month	0.269%	3rd QTR 2016
6 Month	0.432%	September 2016
1 Year	0.585%	0.810%

Interest Earnings
Fiscal Years 2012/2013 through 2016/2017



	Average Portfolio	Interest Income
2012/2013	\$35,200,625.70	\$181,897.56
2013/2014	\$41,984,315.33	\$176,234.60
2014/2015	\$47,248,923.96	\$225,682.70
2015/2016	\$42,171,556.71	\$345,707.42
2016/2017	\$10,136,250.14	\$98,208.79

As of September 2016



City of Gardena
Portfolio Holdings
GASB 31 Compliance Detail
September 30, 2016

Description	CUSIP/ Ticker	Settlement Date	Maturity Date	Beginning Face Amount/ Shares	Beginning MV	Buy Principal	Sell Principal	Change in MV	Ending MV	Ending Face Amount/Shares
Certificate Of Deposit										
ICB 0.4 5/22/2017	CD6553B	05/23/2015	05/22/2017	249,000.00	249,000.00	0.00	0.00	0.00	249,000.00	249,000.00
Opus Bank 0.65 6/28/2017	CD3527	06/28/2016	06/28/2017	249,800.00	249,800.00	0.00	0.00	0.00	249,800.00	249,800.00
Sub Total/Average Certificate Of Deposit				498,800.00	498,800.00	0.00	0.00	0.00	498,800.00	498,800.00
Corporate Bond										
Toyota Motor Credit Var. Corp 4/30/2018	89236TAJ4	04/30/2013	04/30/2018	1,000,000.00	998,720.00	0.00	0.00	60.00	998,780.00	1,000,000.00
Sub Total/Average Corporate Bond				1,000,000.00	998,720.00	0.00	0.00	60.00	998,780.00	1,000,000.00
FHLB Bond										
FHLB 1 7/7/2017-15	3130A2E51	07/07/2014	07/07/2017	500,000.00	500,815.00	0.00	0.00	205.00	501,020.00	500,000.00
FHLB 1.7 10/19/2020-17	3130A6LQ8	10/19/2015	10/19/2020	500,000.00	502,960.00	0.00	0.00	90.00	503,050.00	500,000.00
Sub Total/Average FHLB Bond				1,000,000.00	1,003,775.00	0.00	0.00	295.00	1,004,070.00	1,000,000.00
FHLMC Bond										
FHLMC 0.6 9/26/2016-14	3134G4Z35	03/26/2014	09/26/2016	500,000.00	500,120.00	0.00	500,000.00	-120.00	0.00	0.00
FHLMC 1 7/27/2018-17	3134G8XA2	04/27/2016	07/27/2018	1,000,000.00	999,580.00	0.00	0.00	560.00	1,000,140.00	1,000,000.00
FHLMC 1.6 8/25/2021-16	3134G95L7	08/25/2016	08/25/2021	1,000,000.00	995,990.00	0.00	0.00	2,860.00	998,850.00	1,000,000.00
FHLMC 1.7 1/28/2021-16	3134G8WK1	04/28/2016	01/28/2021	500,000.00	500,125.00	0.00	0.00	-45.00	500,080.00	500,000.00
Sub Total/Average FHLMC Bond				3,000,000.00	2,995,815.00	0.00	500,000.00	3,255.00	2,499,070.00	2,500,000.00
FNMA Bond										
FNMA 1.01 10/26/2018-16	3136G2PJ0	10/26/2015	10/26/2018	500,000.00	500,150.00	0.00	0.00	-70.00	500,080.00	500,000.00
FNMA 1.5 8/25/2021-17	3136G3Y25	08/25/2016	08/25/2021	1,000,000.00	995,900.00	0.00	0.00	2,940.00	998,840.00	1,000,000.00
FNMA 1.6 5/19/2020-17	3136G2HF7	05/19/2015	05/19/2020	1,000,000.00	1,001,830.00	0.00	0.00	90.00	1,001,920.00	1,000,000.00
FNMA 2 10/7/2019-16	3136G26Z5	10/10/2014	10/07/2019	500,000.00	500,445.00	0.00	0.00	-445.00	500,000.00	500,000.00
Sub Total/Average FNMA Bond				3,000,000.00	2,998,325.00	0.00	0.00	2,515.00	3,000,840.00	3,000,000.00
Local Government Investment Pool										
Local Agency Investment Fund LGIP	LGIP9326	06/30/2013	N/A	16,175,719.37	16,175,719.37	0.00	0.00	0.00	16,175,719.37	16,175,719.37
Sub Total/Average Local Government Investment Pool				16,175,719.37	16,175,719.37	0.00	0.00	0.00	16,175,719.37	16,175,719.37



City of Gardena
Portfolio Holdings
GASB 31 Compliance Detail
September 30, 2016

Description	CUSIP/ Ticker	Settlement Date	Maturity Date	Beginning Face Amount/ Shares	Beginning MV	Buy Principal	Sell Principal	Change in MV	Ending MV	Ending Face Amount/Shares
Mutual Fund										
CalTrust - Medium Term	CalTrust2020	12/01/2015	N/A	448.25	4,527.32	0.00	0.00	0.01	4,527.33	448.25
CalTrust - Medium Term	CalTrust2020	08/03/2015	N/A	414.36	4,185.07	0.00	0.00	0.03	4,185.07	414.36
CalTrust - Medium Term	CalTrust2020	10/01/2015	N/A	433.91	4,382.51	0.00	0.00	0.02	4,382.51	433.91
CalTrust - Medium Term	CalTrust2020	09/01/2015	N/A	416.27	4,204.36	0.00	0.00	0.03	4,204.36	416.27
CalTrust - Medium Term	CalTrust2020	07/01/2015	N/A	67.67	683.50	0.00	0.00	0.03	683.50	67.67
CalTrust - Medium Term	CalTrust2020	11/02/2015	N/A	432.12	4,364.43	0.00	0.00	0.02	4,364.43	432.12
CalTrust - Medium Term	CalTrust2020	06/26/2015	N/A	598,205.91	6,041,879.71	0.00	0.00	0.02	6,041,879.71	598,205.91
CalTrust - Medium Term	CalTrust2020	05/02/2016	N/A	490.61	4,955.18	0.00	0.00	0.02	4,955.18	490.61
CalTrust - Medium Term	CalTrust2020	08/01/2016	N/A	513.08	5,182.09	0.00	0.00	-0.02	5,182.09	513.08
CalTrust - Medium Term	CalTrust2020	06/01/2016	N/A	506.64	5,117.03	0.00	0.00	-0.03	5,117.03	506.64
CalTrust - Medium Term	CalTrust2020	02/01/2016	N/A	476.72	4,814.86	0.00	0.00	-0.01	4,814.86	476.72
CalTrust - Medium Term	CalTrust2020	01/04/2016	N/A	467.83	4,725.08	0.00	0.00	0.00	4,725.08	467.83
CalTrust - Medium Term	CalTrust2020	03/01/2016	N/A	466.28	4,709.46	0.00	0.00	0.03	4,709.46	466.28
CalTrust - Medium Term	CalTrust2020	04/01/2016	N/A	670.57	6,772.72	0.00	0.00	-0.04	6,772.72	670.57
CalTrust - Medium Term	CalTrust2020	07/01/2016	N/A	495.99	5,009.47	0.00	0.00	-0.03	5,009.47	495.99
CalTrust - Medium Term	CalTrust2020	09/01/2016	N/A	0.00	0.00	5,173.72	0.00	0.01	5,173.73	512.25
CalTrust - Short Term	CalTrust2010	10/01/2015	N/A	87.88	881.48	0.00	0.00	0.04	881.48	87.88
CalTrust - Short Term	CalTrust2010	04/01/2016	N/A	115.85	1,161.94	0.00	0.00	-0.04	1,161.94	115.85
CalTrust - Short Term	CalTrust2010	07/01/2016	N/A	119.66	1,200.20	0.00	0.00	0.01	1,200.20	119.66
CalTrust - Short Term	CalTrust2010	07/01/2015	N/A	13.79	138.30	0.00	0.00	-0.01	138.30	13.79
CalTrust - Short Term	CalTrust2010	08/03/2015	N/A	83.95	842.05	0.00	0.00	0.03	842.05	83.95
CalTrust - Short Term	CalTrust2010	05/02/2016	N/A	114.77	1,151.16	0.00	0.00	0.02	1,151.16	114.77
CalTrust - Short Term	CalTrust2010	01/04/2016	N/A	93.60	938.80	0.00	0.00	-0.01	938.80	93.60
CalTrust - Short Term	CalTrust2010	12/01/2015	N/A	88.80	890.68	0.00	0.00	0.02	890.68	88.80
CalTrust - Short Term	CalTrust2010	09/01/2015	N/A	84.83	850.83	0.00	0.00	-0.01	850.83	84.83
CalTrust - Short Term	CalTrust2010	11/02/2015	N/A	83.96	842.08	0.00	0.00	-0.04	842.08	83.96
CalTrust - Short Term	CalTrust2010	03/31/2016	N/A	100.19	1,004.88	0.00	0.00	-0.03	1,004.88	100.19
CalTrust - Short Term	CalTrust2010	06/01/2016	N/A	122.63	1,229.96	0.00	0.00	-0.02	1,229.96	122.63
CalTrust - Short Term	CalTrust2010	02/01/2016	N/A	98.08	983.72	0.00	0.00	-0.02	983.72	98.08
CalTrust - Short Term	CalTrust2010	06/26/2015	N/A	199,600.80	2,001,996.00	0.00	0.00	-0.02	2,001,996.00	199,600.80
CalTrust - Short Term	CalTrust2010	08/01/2016	N/A	125.03	1,254.05	0.00	0.00	0.00	1,254.05	125.03
CalTrust - Short Term	CalTrust2010	09/01/2016	N/A	0.00	0.00	1,300.47	0.00	-0.02	1,300.47	129.66
Sub Total/Average Mutual Fund				805,440.03	8,120,878.92	6,474.19	0.00	-0.01	8,127,353.13	806,081.94



City of Gardena
Portfolio Holdings
GASB 31 Compliance Detail
September 30, 2016

Description	CUSIP/ Ticker	Settlement Date	Maturity Date	Beginning Face Amount/ Shares	Beginning MV	Buy Principal	Sell Principal	Change in MV	Ending MV	Ending Face Amount/Shares
Negotiable Certificate Of Deposit										
Ally Bank 1.2 7/1/2019	02006LF32	06/30/2016	07/01/2019	248,000.00	248,664.64	0.00	0.00	34.72	248,699.36	248,000.00
AMEX CENT BK 2 5/7/2020	02587DXU7	05/14/2015	05/07/2020	250,000.00	256,372.50	0.00	0.00	12.50	256,385.00	250,000.00
Apple Bank for Savings 0.85 10/16/2017	03784JQQ0	04/06/2016	10/16/2017	248,000.00	248,615.04	0.00	0.00	-4.96	248,610.08	248,000.00
Bank NC Thom 1 6/19/2017	06414QTS8	12/19/2014	06/19/2017	248,000.00	248,719.20	0.00	0.00	-14.88	248,704.32	248,000.00
Barclays Bk Delaware 2.1 8/13/2019	06740KHS9	08/13/2014	08/13/2019	248,000.00	254,388.48	0.00	0.00	-111.60	254,276.88	248,000.00
BMO Harris Bk 1.05 8/17/2018	05581WJT3	08/18/2016	08/17/2018	248,000.00	247,942.96	0.00	0.00	76.88	248,019.84	248,000.00
BMW 2.2 9/30/2020	05580ACZ5	09/30/2015	09/30/2020	248,000.00	257,146.24	0.00	0.00	-22.32	257,123.92	248,000.00
Capital One Bk USA 1.7 4/6/2021	140420XR6	04/06/2016	04/06/2021	248,000.00	253,294.80	0.00	0.00	91.76	253,386.56	248,000.00
Capitol One NA 2.25 9/30/2020	14042RAK7	09/30/2015	09/30/2020	248,000.00	257,136.32	0.00	0.00	-22.32	257,114.00	248,000.00
Cardinal Bk Ntl 0.65 9/26/2016	14147VDX1	03/26/2014	09/26/2016	248,000.00	248,027.28	0.00	248,000.00	-27.28	0.00	0.00
Cathay Bk 0.75 12/14/2016	149159JW6	03/14/2014	12/14/2016	248,000.00	248,168.64	0.00	0.00	-39.68	248,128.96	248,000.00
CIT Bank, UT 0.9 5/1/2017	17284CCY8	05/01/2013	05/01/2017	250,000.00	250,505.00	0.00	0.00	-32.50	250,472.50	250,000.00
Comenity Capital, UT 1.1 10/17/2016	20033ACV6	10/15/2013	10/17/2016	250,000.00	250,182.50	0.00	0.00	-130.00	250,052.50	250,000.00
Compass Bank, AL 2 10/9/2018	20451PFD3	10/09/2013	10/09/2018	248,000.00	253,267.52	0.00	0.00	-116.56	253,150.96	248,000.00
Customers Bank 0.8 3/20/2017	23204HAW8	03/19/2014	03/20/2017	248,000.00	248,317.44	0.00	0.00	-27.28	248,290.16	248,000.00
Discover 2 5/13/2020	254672NN4	05/14/2015	05/13/2020	250,000.00	256,370.00	0.00	0.00	12.50	256,382.50	250,000.00
Enerbank 1.7 12/18/2018	29266NG43	12/18/2014	12/18/2018	248,000.00	251,638.16	0.00	0.00	-37.20	251,600.96	248,000.00
First Bus Bk 1.55 3/6/2020	31938QL36	05/08/2015	03/06/2020	248,000.00	254,296.72	0.00	0.00	-2.48	254,294.24	248,000.00
Goldman Sachs 2.3 11/25/2020	38148J3E9	11/25/2015	11/25/2020	245,000.00	253,521.10	0.00	0.00	7.35	253,528.45	245,000.00
Investors Comm Bk 1.5 2/26/2021	46147URQ5	03/31/2016	02/26/2021	248,000.00	253,222.88	0.00	0.00	86.80	253,309.68	248,000.00
Key Bank 1.35 10/15/2018	49306SVH6	10/14/2015	10/15/2018	248,000.00	251,707.60	0.00	0.00	-54.56	251,653.04	248,000.00
Leumi NY Bk 2 12/17/2019	063248EY0	12/17/2014	12/17/2019	248,000.00	255,422.64	0.00	0.00	-47.12	255,375.52	248,000.00
MB Financial Bk 1.4 4/15/2021	55266CRD0	04/15/2016	04/15/2021	248,000.00	253,319.60	0.00	0.00	91.76	253,411.36	248,000.00
Medallion Bk Utah 1.2 4/26/2019	58403B3T1	04/26/2016	04/26/2019	248,000.00	250,036.08	0.00	0.00	-9.92	250,026.16	248,000.00
Meridian 0.9 9/29/2017	58958PCL6	03/31/2015	09/29/2017	248,000.00	249,088.72	0.00	0.00	-37.20	249,051.52	248,000.00
Morton Cmnty BK 1.05 4/10/2018	619165GA5	04/10/2015	04/10/2018	248,000.00	248,701.84	0.00	0.00	24.80	248,726.64	248,000.00
Nebraska St Bk & Trust Broken Bow 1.2 1/15/202	63969ABR4	04/15/2016	01/15/2020	248,000.00	251,910.96	0.00	0.00	39.68	251,950.64	248,000.00
Riverwood Bank, MN 1.25 10/10/2017	76951DAD2	10/08/2013	10/10/2017	248,000.00	250,291.52	0.00	0.00	-124.00	250,167.52	248,000.00
Sallie Mae Bk 2.1 8/13/2019	795450SJ5	08/13/2014	08/13/2019	248,000.00	254,460.40	0.00	0.00	-114.08	254,346.32	248,000.00
Synchrony Bank 1.55 6/29/2021	87164XMJ2	06/29/2016	06/29/2021	248,000.00	249,547.52	0.00	0.00	161.20	249,708.72	248,000.00
Wash Tr Co West 0.8 3/20/2017	940637FU0	03/19/2014	03/20/2017	248,000.00	248,744.00	0.00	0.00	-94.24	248,649.76	248,000.00
WELL FARGO 1.55 11/19/2018	9497482T3	11/18/2015	11/19/2018	248,000.00	251,494.32	0.00	0.00	-39.68	251,454.64	248,000.00
Sub Total/Average Negotiable Certificate Of Deposit				7,941,000.00	8,054,522.62	0.00	248,000.00	-469.91	7,806,052.71	7,693,000.00
Total / Average				33,420,959.40	40,846,555.91	6,474.19	748,000.00	5,655.08	40,110,685.21	32,673,601.31



City of Gardena
Portfolio Holdings
GASB 40 Compliance Report
September 30, 2016

Description	Face Amount/ Shares	Book Value	Market Value	Moodys	S&P	% of Portfolio	Days To Maturity	Days To Call/Mat.	Maturity Date	Next Call Date	Duration To Mat.
Certificate Of Deposit											
ICB 0.4 5/22/2017	249,000.00	249,000.00	249,000.00	NR	NR	0.76	234	234	05/22/2017		0.64
Opus Bank 0.65 6/28/2017	249,800.00	249,800.00	249,800.00	NR	NR	0.76	271	271	06/28/2017		0.74
Sub Total / Average	498,800.00	498,800.00	498,800.00			1.53	253	253			0.69
Corporate Bond											
Toyota Motor Credit Var. Corp 4/30/2018	1,000,000.00	1,000,000.00	998,780.00	Aa3	AA-	3.06	577	577	04/30/2018		0.00
Sub Total / Average	1,000,000.00	1,000,000.00	998,780.00			3.06	577	577			0.00
FHLB Bond											
FHLB 1 7/7/2017-15	500,000.00	500,000.00	501,020.00	Aaa	AA+	1.53	280	280	07/07/2017		0.77
FHLB 1.7 10/19/2020-17	500,000.00	500,000.00	503,050.00	Aaa	AA+	1.53	1,480	384	10/19/2020	10/19/2017	3.90
Sub Total / Average	1,000,000.00	1,000,000.00	1,004,070.00			3.06	880	332			2.34
FHLMC Bond											
FHLMC 1 7/27/2018-17	1,000,000.00	1,000,000.00	1,000,140.00	Aaa	AA+	3.06	665	209	07/27/2018	04/27/2017	1.81
FHLMC 1.6 8/25/2021-16	1,000,000.00	1,000,000.00	998,850.00	Aaa	AA+	3.06	1,790	56	08/25/2021	11/25/2016	4.73
FHLMC 1.7 1/28/2021-16	500,000.00	500,000.00	500,080.00	Aaa	AA+	1.53	1,581	28	01/28/2021	10/28/2016	4.18
Sub Total / Average	2,500,000.00	2,500,000.00	2,499,070.00			7.65	1,298	112			3.45
FNMA Bond											
FNMA 1.01 10/26/2018-16	500,000.00	500,000.00	500,080.00	Aaa	AA+	1.53	756	26	10/26/2018	10/26/2016	2.05
FNMA 1.5 8/25/2021-17	1,000,000.00	1,000,000.00	998,840.00	Aaa	AA+	3.06	1,790	329	08/25/2021	08/25/2017	4.74
FNMA 1.6 5/19/2020-17	1,000,000.00	1,000,000.00	1,001,920.00	Aaa	AA+	3.06	1,327	231	05/19/2020	05/19/2017	3.53
FNMA 2 10/7/2019-16	500,000.00	500,000.00	500,000.00	Aaa	AA+	1.53	1,102	7	10/07/2019	10/07/2016	2.92
Sub Total / Average	3,000,000.00	3,000,000.00	3,000,840.00			9.18	1,349	192			3.58



City of Gardena
Portfolio Holdings
GASB 40 Compliance Report
September 30, 2016

Description	Face Amount/ Shares	Book Value	Market Value	Moody's	S&P	% of Portfolio	Days To Maturity	Days To Call/Mat.	Maturity Date	Next Call Date	Duration To Mat.
Local Government Investment Pool											
Local Agency Investment Fund LGIP	16,175,719.37	16,175,719.37	16,175,719.37	NR	NR	49.51	1	1	N/A	N/A	0.00
Sub Total / Average	16,175,719.37	16,175,719.37	16,175,719.37			49.51	1	1			0.00
Mutual Fund											
CalTrust - Medium Term	67.67	680.79	683.50	NR	NR	0.00	N/A	N/A			N/A
CalTrust - Medium Term	598,205.91	6,017,951.47	6,041,879.71	NR	NR	1.83	N/A	N/A			N/A
CalTrust - Medium Term	433.91	4,373.83	4,382.51	NR	NR	0.00	N/A	N/A			N/A
CalTrust - Medium Term	448.25	4,504.91	4,527.33	NR	NR	0.00	N/A	N/A			N/A
CalTrust - Medium Term	467.83	4,692.34	4,725.08	NR	NR	0.00	N/A	N/A			N/A
CalTrust - Medium Term	466.28	4,695.47	4,709.46	NR	NR	0.00	N/A	N/A			N/A
CalTrust - Medium Term	476.72	4,800.56	4,814.86	NR	NR	0.00	N/A	N/A			N/A
CalTrust - Medium Term	416.27	4,183.54	4,204.36	NR	NR	0.00	N/A	N/A			N/A
CalTrust - Medium Term	670.57	6,766.01	6,772.72	NR	NR	0.00	N/A	N/A			N/A
CalTrust - Medium Term	490.61	4,950.28	4,955.18	NR	NR	0.00	N/A	N/A			N/A
CalTrust - Medium Term	414.36	4,172.64	4,185.07	NR	NR	0.00	N/A	N/A			N/A
CalTrust - Medium Term	513.08	5,192.35	5,182.09	NR	NR	0.00	N/A	N/A			N/A
CalTrust - Medium Term	506.64	5,106.90	5,117.03	NR	NR	0.00	N/A	N/A			N/A
CalTrust - Medium Term	495.99	5,024.35	5,009.47	NR	NR	0.00	N/A	N/A			N/A
CalTrust - Medium Term	432.12	4,351.47	4,364.43	NR	NR	0.00	N/A	N/A			N/A
CalTrust - Medium Term	512.25	5,173.72	5,173.73	NR	NR	0.00	N/A	N/A			N/A
CalTrust - Short Term	115.85	1,160.78	1,161.94	NR	NR	0.00	N/A	N/A			N/A
CalTrust - Short Term	129.66	1,300.47	1,300.47	NR	NR	0.00	N/A	N/A			N/A
CalTrust - Short Term	114.77	1,150.02	1,151.16	NR	NR	0.00	N/A	N/A			N/A
CalTrust - Short Term	125.03	1,254.05	1,254.05	NR	NR	0.00	N/A	N/A			N/A
CalTrust - Short Term	122.63	1,228.73	1,229.96	NR	NR	0.00	N/A	N/A			N/A
CalTrust - Short Term	119.66	1,200.20	1,200.20	NR	NR	0.00	N/A	N/A			N/A
CalTrust - Short Term	87.88	880.60	881.48	NR	NR	0.00	N/A	N/A			N/A
CalTrust - Short Term	88.80	889.80	890.68	NR	NR	0.00	N/A	N/A			N/A



City of Gardena
Portfolio Holdings
GASB 40 Compliance Report
September 30, 2016

Description	Face Amount/ Shares	Book Value	Market Value	Moody's	S&P	% of Portfolio	Days To Maturity	Days To Call/Mat.	Maturity Date	Next Call Date	Duration To Mat.
CalTrust - Short Term	83.96	841.24	842.08	NR	NR	0.00	N/A	N/A			N/A
CalTrust - Short Term	84.83	849.99	850.83	NR	NR	0.00	N/A	N/A			N/A
CalTrust - Short Term	83.95	841.21	842.05	NR	NR	0.00	N/A	N/A			N/A
CalTrust - Short Term	13.79	138.17	138.30	NR	NR	0.00	N/A	N/A			N/A
CalTrust - Short Term	93.60	936.93	938.80	NR	NR	0.00	N/A	N/A			N/A
CalTrust - Short Term	98.08	982.74	983.72	NR	NR	0.00	N/A	N/A			N/A
CalTrust - Short Term	199,600.80	2,000,000.00	2,001,996.00	NR	NR	0.61	N/A	N/A			N/A
CalTrust - Short Term	100.19	1,003.87	1,004.88	NR	NR	0.00	N/A	N/A			N/A
Sub Total / Average	806,081.94	8,101,279.43	8,127,353.13			2.47	N/A	N/A			N/A
Negotiable Certificate Of Deposit											
Ally Bank 1.2 7/1/2019	248,000.00	248,000.00	248,699.36	NR	NR	0.76	1,004	1,004	07/01/2019		2.71
AMEX CENT BK 2 5/7/2020	250,000.00	250,000.00	256,385.00	NR	NR	0.77	1,315	1,315	05/07/2020		3.47
Apple Bank for Savings 0.85 10/16/2017	248,000.00	248,000.00	248,610.08	NR	NR	0.76	381	381	10/16/2017		1.04
Bank NC Thom 1 6/19/2017	248,000.00	248,000.00	248,704.32	None	None	0.76	262	262	06/19/2017		0.72
Barclays Bk Delaware 2.1 8/13/2019	248,000.00	248,000.00	254,276.88	None	None	0.76	1,047	1,047	08/13/2019		2.79
BMO Harris Bk 1.05 8/17/2018	248,000.00	248,000.00	248,019.84	None	None	0.76	686	686	08/17/2018		1.86
BMW 2.2 9/30/2020	248,000.00	248,000.00	257,123.92	NR	NR	0.76	1,461	1,461	09/30/2020		3.85
Capital One Bk USA 1.7 4/6/2021	248,000.00	248,000.00	253,386.56	NR	NR	0.76	1,649	1,649	04/06/2021		4.33
Capital One NA 2.25 9/30/2020	248,000.00	248,000.00	257,114.00	NR	NR	0.76	1,461	1,461	09/30/2020		3.85
Cathay Bk 0.75 12/14/2016	248,000.00	248,000.00	248,128.96	NR	NR	0.76	75	75	12/14/2016		0.21
CIT Bank, UT 0.9 5/1/2017	250,000.00	250,000.00	250,472.50	NR	NR	0.77	213	213	05/01/2017		0.58
Comenity Capital, UT 1.1 10/17/2016	250,000.00	250,000.00	250,052.50	NR	NR	0.77	17	17	10/17/2016		0.05
Compass Bank, AL 2 10/9/2018	248,000.00	248,000.00	253,150.96	NR	NR	0.76	739	739	10/09/2018		1.98
Customers Bank 0.8 3/20/2017	248,000.00	248,000.00	248,290.16	NR	NR	0.76	171	171	03/20/2017		0.47
Discover 2 5/13/2020	250,000.00	250,000.00	256,382.50	NR	NR	0.77	1,321	1,321	05/13/2020		3.49
Enerbank 1.7 12/18/2018	248,000.00	248,000.00	251,600.96	NR	NR	0.76	809	809	12/18/2018		2.18
First Bus Bk 1.55 3/6/2020	248,000.00	248,000.00	254,294.24	NR	NR	0.76	1,253	1,253	03/06/2020		3.34
Goldman Sachs 2.3 11/25/2020	245,000.00	245,000.00	253,528.45	NR	NR	0.75	1,517	1,517	11/25/2020		3.96
Investors Comm Bk 1.5 2/26/2021	248,000.00	248,000.00	253,309.68	NR	NR	0.76	1,610	1,610	02/26/2021		4.27
Key Bank 1.35 10/15/2018	248,000.00	248,000.00	251,653.04	None	None	0.76	745	745	10/15/2018		2.01



City of Gardena
Portfolio Holdings
GASB 40 Compliance Report
September 30, 2016

Description	Face Amount/ Shares	Book Value	Market Value	Moody's	S&P	% of Portfolio	Days To Maturity	Days To Call/Mat.	Maturity Date	Next Call Date	Duration To Mat.
Leumi NY Bk 2 12/17/2019	248,000.00	248,000.00	255,375.52	NR	NR	0.76	1,173	1,173	12/17/2019		3.11
MB Financial Bk 1.4 4/15/2021	248,000.00	248,000.00	253,411.36	NR	NR	0.76	1,658	1,658	04/15/2021		4.40
Medallion Bk Utah 1.2 4/26/2019	248,000.00	248,000.00	250,026.16	NR	NR	0.76	938	938	04/26/2019		2.53
Meridian 0.9 9/29/2017	248,000.00	248,000.00	249,051.52	None	None	0.76	364	364	09/29/2017		0.99
Morton Cmnty BK 1.05 4/10/2018	248,000.00	248,000.00	248,726.64	None	None	0.76	557	557	04/10/2018		1.52
Nebraska St Bk & Trust Broken Bow 1.2 1/15/202	248,000.00	248,000.00	251,950.64	NR	NR	0.76	1,202	1,202	01/15/2020		3.23
Riverwood Bank, MN 1.25 10/10/2017	248,000.00	248,000.00	250,167.52	NR	NR	0.76	375	375	10/10/2017		1.02
Sallie Mae Bk 2.1 8/13/2019	248,000.00	248,000.00	254,346.32	None	None	0.76	1,047	1,047	08/13/2019		2.79
Synchrony Bank 1.55 6/29/2021	248,000.00	248,000.00	249,708.72	NR	NR	0.76	1,733	1,733	06/29/2021		4.58
Wash Tr Co West 0.8 3/20/2017	248,000.00	248,000.00	248,649.76	NR	NR	0.76	171	171	03/20/2017		0.47
WELL FARGO 1.55 11/19/2018	248,000.00	248,000.00	251,454.64	NR	NR	0.76	780	780	11/19/2018		2.10
Sub Total / Average	7,693,000.00	7,693,000.00	7,806,052.71			23.55	894	894			2.38
Total / Average	32,673,601.31	39,968,798.80	40,110,685.21			100	495	276			1.27



**CITY OF GARDENA
Portfolio Management
Portfolio Summary
October 31, 2016**

City of Gardena
1700 W. 162nd St.
Gardena, CA 90247
(310)217-9693

**Consent Calendar
Agenda No. 5.C.(2)(b)
December 13, 2016**

I certify that this report accurately reflects all pooled investments and is in conformity with the investment policy statement adopted by the Gardena City Council on June 14, 2016. The Investment Program, herein, provides sufficient cash flow liquidity to meet the next six months estimated expenditures in accordance with Gov. Code, 53646(b)(1). The pricing of securities are done by US Bank and Interactive Data Services. Moody's Investor Service rates the Manage Pool Accounts AAA.

Treasury Rates as of October 31, 2016

3 Month 0.3350%
6 Month 0.4880%
1 Year 0.6300%

<u>Total Earnings</u>	<u>October 2016 Month Ending</u>	<u>Fiscal Year to Date</u>
Current Year	52,122.77	150,331.56

Security Type	Face Amount/Shares	Market Value	Book Value	% of Portfolio	YTM @ Cost	Days To Maturity
Certificate Of Deposit	498,800.00	498,800.00	498,800.00	1.67	0.53	222
Corporate Bond	1,000,000.00	998,840.00	1,000,000.00	3.34	1.14	546
FHLB Bond	1,000,000.00	1,002,945.00	1,000,000.00	3.34	1.35	849
FHLMC Bond	2,000,000.00	1,990,710.00	2,000,000.00	6.68	1.30	1,196
FNMA Bond	2,500,000.00	2,493,685.00	2,500,000.00	8.35	1.44	1,367
Local Government Investment Pool	14,203,269.67	14,203,269.67	14,203,269.67	47.43	0.65	1
Mutual Fund	806,715.69	8,121,634.44	8,107,671.16	2.69	0.00	0
Negotiable Certificate Of Deposit	7,939,000.00	8,048,826.53	7,939,000.00	26.51	1.47	921
Total / Average	29,947,785.36	37,358,710.64	37,248,740.83	100.00	0.80	393

J Ingrid Tsukiyama
J Ingrid Tsukiyama, City Treasurer

12-08-16
Date

Stewart, James

1880-81



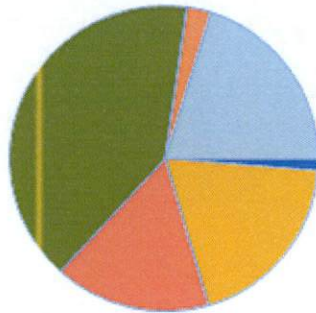
City of Gardena Distribution by Asset Category - Book Value All Portfolios

Begin Date: 9/30/2016, End Date: 10/31/2016

Asset Category Allocation

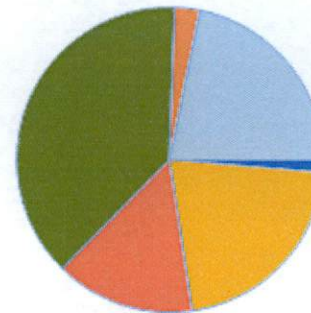
Asset Category	Book Value 9/30/2016	% of Portfolio 9/30/2016	Book Value 10/31/2016	% of Portfolio 10/31/2016
Certificate of Deposit - Bank	498,800.00	1.25	498,800.00	1.34
Certificate of Deposit - Negotiable	7,693,000.00	19.25	7,939,000.00	21.31
Federal Agency Coupon Securities	6,500,000.00	16.26	5,500,000.00	14.77
Managed Pool Accounts	16,175,719.37	40.47	14,203,269.67	38.13
Medium Term Notes	1,000,000.00	2.50	1,000,000.00	2.68
Mutual Fund	8,101,279.43	20.27	8,107,671.16	21.77
Total / Average	39,968,798.80	100.00	37,248,740.83	100.00

Portfolio Holdings as of 9/30/2016



- 1.25%-Certificate of...
- 19.25%-Certificate o...
- 16.26%-Federal Agenc...
- 40.47%-Managed Pool ...
- 2.5%-Medium Term Not...
- 20.27%-Mutual Fund

Portfolio Holdings as of 10/31/2016



- 1.34%-Certificate of...
- 21.31%-Certificate o...
- 14.77%-Federal Agenc...
- 38.13%-Managed Pool ...
- 2.68%-Medium Term No...
- 21.77%-Mutual Fund



**City of Gardena
Portfolio Holdings
Portfolio Details - Investments
October 31, 2016**

Description	CUSIP/ Ticker	Transaction ID	Settlement Date	Face Amount/ Shares	Market Value	Book Value	YTM @ Cost	Days To Maturity	Maturity Date
Certificate of Deposit - Bank									
ICB 0.4 5/22/2017	CD6553B		05/23/2015	249,000.00	249,000.00	249,000.00	0.400	203	05/22/2017
Opus Bank 0.65 6/28/2017	CD3527		06/28/2016	249,800.00	249,800.00	249,800.00	0.650	240	06/28/2017
Sub Total / Average				498,800.00	498,800.00	498,800.00	0.525	222	
Certificate of Deposit - Negotiable									
Ally Bank 1.2 7/1/2019	02006LF32		06/30/2016	248,000.00	248,736.56	248,000.00	1.200	973	07/01/2019
AMEX CENT BK 2 5/7/2020	02587DXU7		05/14/2015	250,000.00	256,395.00	250,000.00	2.000	1,284	05/07/2020
Apple Bank for Savings 0.85 10/16/2017	03784JQQ0		04/06/2016	248,000.00	248,664.64	248,000.00	0.850	350	10/16/2017
Bank NC Thom 1 6/19/2017	06414QTS8		12/19/2014	248,000.00	248,649.76	248,000.00	1.000	231	06/19/2017
Barclays Bk Delaware 2.1 8/13/2019	06740KHS9		08/13/2014	248,000.00	254,162.80	248,000.00	2.100	1,016	08/13/2019
Beneficial Bank 1.55 10/7/2021	08173QBS4		10/07/2016	248,000.00	247,687.52	248,000.00	1.550	1,802	10/07/2021
BMO Harris Bk 1.05 8/17/2018	05581WJT3		08/18/2016	248,000.00	248,091.76	248,000.00	1.050	655	08/17/2018
BMW 2.2 9/30/2020	05580ACZ5		09/30/2015	248,000.00	257,109.04	248,000.00	2.200	1,430	09/30/2020
Capital One Bk USA 1.7 4/6/2021	140420XR6		04/06/2016	248,000.00	253,475.84	248,000.00	1.700	1,618	04/06/2021
Capitol One NA 2.25 9/30/2020	14042RAK7		09/30/2015	248,000.00	257,099.12	248,000.00	2.250	1,430	09/30/2020
Cathay Bk 0.75 12/14/2016	149159JW6		03/14/2014	248,000.00	248,081.84	248,000.00	0.750	44	12/14/2016
CIT Bank, UT 0.9 5/1/2017	17284CCY8	10,333	05/01/2013	250,000.00	250,427.50	250,000.00	0.900	182	05/01/2017
COMENITY CAP BK 1.25 4/24/2019	20033AST4		10/24/2016	248,000.00	247,905.76	248,000.00	1.250	905	04/24/2019
Compass Bank, AL 2 10/9/2018	20451PFD3	10,344	10/09/2013	248,000.00	253,026.96	248,000.00	2.000	708	10/09/2018
Customers Bank 0.8 3/20/2017	23204HAW8		03/19/2014	248,000.00	248,257.92	248,000.00	0.800	140	03/20/2017
Discover 2 5/13/2020	254672NN4		05/14/2015	250,000.00	256,832.50	250,000.00	2.000	1,290	05/13/2020
Enerbank 1.7 12/18/2018	29266NG43		12/18/2014	248,000.00	251,774.56	248,000.00	1.700	778	12/18/2018
First Bus Bk 1.55 3/6/2020	31938QL36		05/08/2015	248,000.00	251,085.12	248,000.00	1.550	1,222	03/06/2020
Goldman Sachs 2.3 11/25/2020	38148J3E9		11/25/2015	245,000.00	253,538.25	245,000.00	2.300	1,486	11/25/2020
Investors Comm Bk 1.5 2/26/2021	46147URQ5		03/31/2016	248,000.00	253,394.00	248,000.00	1.500	1,579	02/26/2021
Key Bank 1.35 10/15/2018	49306SVH6		10/14/2015	248,000.00	251,588.56	248,000.00	1.350	714	10/15/2018
Leumi NY Bk 2 12/17/2019	063248EY0		12/17/2014	248,000.00	255,325.92	248,000.00	2.000	1,142	12/17/2019
MB Financial Bk 1.4 4/15/2021	55266CRD0		04/15/2016	248,000.00	253,505.60	248,000.00	1.400	1,627	04/15/2021



City of Gardena
Portfolio Holdings
Portfolio Details - Investments
October 31, 2016

Description	CUSIP/ Ticker	Transaction ID	Settlement Date	Face Amount/ Shares	Market Value	Book Value	YTM @ Cost	Days To Maturity	Maturity Date
Medallion Bk Utah 1.2 4/26/2019	58403B3T1		04/26/2016	248,000.00	250,028.64	248,000.00	1.200	907	04/26/2019
Meridian 0.9 9/29/2017	58958PCL6		03/31/2015	248,000.00	249,078.80	248,000.00	0.900	333	09/29/2017
Morton Cmnty BK 1.05 4/10/2018	619165GA5		04/10/2015	248,000.00	248,748.96	248,000.00	1.050	526	04/10/2018
Nebraska St Bk & Trust Broken Bow 1.2 1/15	63969ABR4		04/15/2016	248,000.00	251,992.80	248,000.00	1.200	1,171	01/15/2020
Riverwood Bank, MN 1.25 10/10/2017	76951DAD2	10,345	10/08/2013	248,000.00	250,088.16	248,000.00	1.250	344	10/10/2017
Sallie Mae Bk 2.1 8/13/2019	795450SJ5		08/13/2014	248,000.00	254,232.24	248,000.00	2.100	1,016	08/13/2019
Synchrony Bank 1.55 6/29/2021	87164XMJ2		06/29/2016	248,000.00	249,869.92	248,000.00	1.550	1,702	06/29/2021
Wash Tr Co West 0.8 3/20/2017	940637FU0		03/19/2014	248,000.00	248,555.52	248,000.00	0.800	140	03/20/2017
WELL FARGO 1.55 11/19/2018	9497482T3		11/18/2015	248,000.00	251,414.96	248,000.00	1.550	749	11/19/2018
Sub Total / Average				7,939,000.00	8,048,826.53	7,939,000.00	1.469	921	
Federal Agency Coupon Securities									
FHLB 1 7/7/2017-15	3130A2E51		07/07/2014	500,000.00	500,865.00	500,000.00	1.000	249	07/07/2017
FHLB 1.7 10/19/2020-17	3130A6LQ8		10/19/2015	500,000.00	502,080.00	500,000.00	1.700	1,449	10/19/2020
FHLMC 1 7/27/2018-17	3134G8XA2		04/27/2016	1,000,000.00	999,000.00	1,000,000.00	1.000	634	07/27/2018
FHLMC 1.6 8/25/2021-16	3134G95L7		08/25/2016	1,000,000.00	991,710.00	1,000,000.00	1.600	1,759	08/25/2021
FNMA 1.01 10/26/2018-16	3136G2PJ0		10/26/2015	500,000.00	501,665.00	500,000.00	1.010	725	10/26/2018
FNMA 1.5 8/25/2021-17	3136G3Y25		08/25/2016	1,000,000.00	991,230.00	1,000,000.00	1.500	1,759	08/25/2021
FNMA 1.6 5/19/2020-17	3136G2HF7		05/19/2015	1,000,000.00	1,000,790.00	1,000,000.00	1.600	1,296	05/19/2020
Sub Total / Average				5,500,000.00	5,487,340.00	5,500,000.00	1.374	1,211	
Managed Pool Accounts									
Local Agency Investment Fund LGIP	LGIP9326		06/30/2013	14,203,269.67	14,203,269.67	14,203,269.67	0.654	1	N/A
Sub Total / Average				14,203,269.67	14,203,269.67	14,203,269.67	0.654	1	
Medium Term Notes									
Toyota Motor Credit Var. Corp 4/30/2018	89236TAJ4	10,332	04/30/2013	1,000,000.00	998,840.00	1,000,000.00	1.007	546	04/30/2018
Sub Total / Average				1,000,000.00	998,840.00	1,000,000.00	1.007	546	



City of Gardena
Portfolio Holdings
Portfolio Details - Investments
October 31, 2016

Description	CUSIP/ Ticker	Transaction ID	Settlement Date	Face Amount/ Shares	Market Value	Book Value	YTM @ Cost	Days To Maturity	Maturity Date
Mutual Fund									
CalTrust - Medium Term	CalTrust2020		09/01/2016	512.25	5,163.48	5,173.72	N/A	N/A	
CalTrust - Medium Term	CalTrust2020		06/26/2015	598,205.91	6,029,915.59	6,017,951.47	N/A	N/A	
CalTrust - Medium Term	CalTrust2020		08/01/2016	513.08	5,171.83	5,192.35	N/A	N/A	
CalTrust - Medium Term	CalTrust2020		07/01/2015	67.67	682.14	680.79	N/A	N/A	
CalTrust - Medium Term	CalTrust2020		06/01/2016	506.64	5,106.90	5,106.90	N/A	N/A	
CalTrust - Medium Term	CalTrust2020		04/01/2016	670.57	6,759.31	6,766.01	N/A	N/A	
CalTrust - Medium Term	CalTrust2020		07/01/2016	495.99	4,999.55	5,024.35	N/A	N/A	
CalTrust - Medium Term	CalTrust2020		10/03/2016	501.76	5,057.79	5,067.83	N/A	N/A	
CalTrust - Medium Term	CalTrust2020		12/01/2015	448.25	4,518.36	4,504.91	N/A	N/A	
CalTrust - Medium Term	CalTrust2020		03/01/2016	466.28	4,700.13	4,695.47	N/A	N/A	
CalTrust - Medium Term	CalTrust2020		10/01/2015	433.91	4,373.83	4,373.83	N/A	N/A	
CalTrust - Medium Term	CalTrust2020		09/01/2015	416.27	4,196.03	4,183.54	N/A	N/A	
CalTrust - Medium Term	CalTrust2020		11/02/2015	432.12	4,355.79	4,351.47	N/A	N/A	
CalTrust - Medium Term	CalTrust2020		08/03/2015	414.36	4,176.78	4,172.64	N/A	N/A	
CalTrust - Medium Term	CalTrust2020		05/02/2016	490.61	4,945.37	4,950.28	N/A	N/A	
CalTrust - Medium Term	CalTrust2020		01/04/2016	467.83	4,715.73	4,692.34	N/A	N/A	
CalTrust - Medium Term	CalTrust2020		02/01/2016	476.72	4,805.33	4,800.56	N/A	N/A	
CalTrust - Short Term	CalTrust2010		11/02/2015	83.96	842.08	841.24	N/A	N/A	
CalTrust - Short Term	CalTrust2010		08/03/2015	83.95	842.05	841.21	N/A	N/A	
CalTrust - Short Term	CalTrust2010		06/26/2015	199,600.80	2,001,996.00	2,000,000.00	N/A	N/A	
CalTrust - Short Term	CalTrust2010		07/01/2015	13.79	138.30	138.17	N/A	N/A	
CalTrust - Short Term	CalTrust2010		09/01/2015	84.83	850.83	849.99	N/A	N/A	
CalTrust - Short Term	CalTrust2010		10/01/2015	87.88	881.48	880.60	N/A	N/A	
CalTrust - Short Term	CalTrust2010		07/01/2016	119.66	1,200.20	1,200.20	N/A	N/A	
CalTrust - Short Term	CalTrust2010		04/01/2016	115.85	1,161.94	1,160.78	N/A	N/A	
CalTrust - Short Term	CalTrust2010		10/03/2016	131.99	1,323.90	1,323.90	N/A	N/A	
CalTrust - Short Term	CalTrust2010		09/01/2016	129.66	1,300.47	1,300.47	N/A	N/A	
CalTrust - Short Term	CalTrust2010		08/01/2016	125.03	1,254.05	1,254.05	N/A	N/A	



City of Gardena
Portfolio Holdings
Portfolio Details - Investments
October 31, 2016

Description	CUSIP/ Ticker	Transaction ID	Settlement Date	Face Amount/ Shares	Market Value	Book Value	YTM @ Cost	Days To Maturity	Maturity Date
CalTrust - Short Term	CalTrust2010		06/01/2016	122.63	1,229.96	1,228.73	N/A	N/A	
CalTrust - Short Term	CalTrust2010		02/01/2016	98.08	983.72	982.74	N/A	N/A	
CalTrust - Short Term	CalTrust2010		01/04/2016	93.60	938.80	936.93	N/A	N/A	
CalTrust - Short Term	CalTrust2010		12/01/2015	88.80	890.68	889.80	N/A	N/A	
CalTrust - Short Term	CalTrust2010		03/31/2016	100.19	1,004.88	1,003.87	N/A	N/A	
CalTrust - Short Term	CalTrust2010		05/02/2016	114.77	1,151.16	1,150.02	N/A	N/A	
Sub Total / Average				806,715.69	8,121,634.44	8,107,671.16	N/A	N/A	
Total / Average				29,947,785.36	37,358,710.64	37,248,740.83	1.022	503	



City of Gardena
Monthly Activity - by Portfolio
October 31, 2016

Description	CUSIP/ Ticker	Settlement Date	Maturity Date	Beginning Cost Value	Buy Principal	Buy Accrued Interest	Sell Principal	Sell Accrued Interest	Interest/ Dividends	Ending Cost Value
City of Gardena - CalTrust Medium Term										
CalTrust - Medium Term	CalTrust2020	07/01/2015	N/A	680.79	0.00	0.00	0.00	0.00	0.57	680.79
CalTrust - Medium Term	CalTrust2020	06/26/2015	N/A	6,017,951.48	0.00	0.00	0.00	0.00	5,010.77	6,017,951.48
CalTrust - Medium Term	CalTrust2020	10/01/2015	N/A	4,373.83	0.00	0.00	0.00	0.00	3.63	4,373.83
CalTrust - Medium Term	CalTrust2020	12/01/2015	N/A	4,504.91	0.00	0.00	0.00	0.00	3.75	4,504.91
CalTrust - Medium Term	CalTrust2020	01/04/2016	N/A	4,692.34	0.00	0.00	0.00	0.00	3.92	4,692.34
CalTrust - Medium Term	CalTrust2020	03/01/2016	N/A	4,695.47	0.00	0.00	0.00	0.00	3.91	4,695.47
CalTrust - Medium Term	CalTrust2020	02/01/2016	N/A	4,800.56	0.00	0.00	0.00	0.00	3.99	4,800.56
CalTrust - Medium Term	CalTrust2020	09/01/2015	N/A	4,183.54	0.00	0.00	0.00	0.00	3.49	4,183.54
CalTrust - Medium Term	CalTrust2020	04/01/2016	N/A	6,766.01	0.00	0.00	0.00	0.00	5.62	6,766.01
CalTrust - Medium Term	CalTrust2020	05/02/2016	N/A	4,950.28	0.00	0.00	0.00	0.00	4.11	4,950.28
CalTrust - Medium Term	CalTrust2020	08/03/2015	N/A	4,172.64	0.00	0.00	0.00	0.00	3.47	4,172.64
CalTrust - Medium Term	CalTrust2020	08/01/2016	N/A	5,192.35	0.00	0.00	0.00	0.00	4.30	5,192.35
CalTrust - Medium Term	CalTrust2020	06/01/2016	N/A	5,106.90	0.00	0.00	0.00	0.00	4.24	5,106.90
CalTrust - Medium Term	CalTrust2020	07/01/2016	N/A	5,024.35	0.00	0.00	0.00	0.00	4.15	5,024.35
CalTrust - Medium Term	CalTrust2020	11/02/2015	N/A	4,351.47	0.00	0.00	0.00	0.00	3.62	4,351.47
CalTrust - Medium Term	CalTrust2020	09/01/2016	N/A	5,173.72	0.00	0.00	0.00	0.00	4.29	5,173.72
CalTrust - Medium Term	CalTrust2020	10/03/2016	N/A	0.00	5,067.83	0.00	0.00	0.00	0.00	5,067.83
Sub Total/Average City of Gardena - CalTrust Medium Term				6,086,620.64	5,067.83	0.00	0.00	0.00	5,067.83	6,091,688.47
City of Gardena - CalTrust Short Term										
CalTrust - Short Term	CalTrust2010	04/01/2016	N/A	1,160.78	0.00	0.00	0.00	0.00	0.76	1,160.78
CalTrust - Short Term	CalTrust2010	09/01/2016	N/A	1,300.47	0.00	0.00	0.00	0.00	0.85	1,300.47
CalTrust - Short Term	CalTrust2010	05/02/2016	N/A	1,150.02	0.00	0.00	0.00	0.00	0.76	1,150.02
CalTrust - Short Term	CalTrust2010	08/01/2016	N/A	1,254.05	0.00	0.00	0.00	0.00	0.82	1,254.05
CalTrust - Short Term	CalTrust2010	06/01/2016	N/A	1,228.73	0.00	0.00	0.00	0.00	0.81	1,228.73
CalTrust - Short Term	CalTrust2010	07/01/2016	N/A	1,200.20	0.00	0.00	0.00	0.00	0.79	1,200.20
CalTrust - Short Term	CalTrust2010	10/01/2015	N/A	880.60	0.00	0.00	0.00	0.00	0.58	880.60
CalTrust - Short Term	CalTrust2010	12/01/2015	N/A	889.80	0.00	0.00	0.00	0.00	0.58	889.80
CalTrust - Short Term	CalTrust2010	11/02/2015	N/A	841.24	0.00	0.00	0.00	0.00	0.55	841.24
CalTrust - Short Term	CalTrust2010	09/01/2015	N/A	849.99	0.00	0.00	0.00	0.00	0.56	849.99
CalTrust - Short Term	CalTrust2010	08/03/2015	N/A	841.21	0.00	0.00	0.00	0.00	0.55	841.21
CalTrust - Short Term	CalTrust2010	07/01/2015	N/A	138.17	0.00	0.00	0.00	0.00	0.09	138.17



City of Gardena
Monthly Activity - by Portfolio
October 31, 2016

Description	CUSIP/ Ticker	Settlement Date	Maturity Date	Beginning Cost Value	Buy Principal	Buy Accrued Interest	Sell Principal	Sell Accrued Interest	Interest/ Dividends	Ending Cost Value
CalTrust - Short Term	CalTrust2010	01/04/2016	N/A	936.93	0.00	0.00	0.00	0.00	0.62	936.93
CalTrust - Short Term	CalTrust2010	02/01/2016	N/A	982.74	0.00	0.00	0.00	0.00	0.65	982.74
CalTrust - Short Term	CalTrust2010	06/26/2015	N/A	2,000,000.00	0.00	0.00	0.00	0.00	1,314.27	2,000,000.00
CalTrust - Short Term	CalTrust2010	03/31/2016	N/A	1,003.87	0.00	0.00	0.00	0.00	0.66	1,003.87
CalTrust - Short Term	CalTrust2010	10/03/2016	N/A	0.00	1,323.90	0.00	0.00	0.00	0.00	1,323.90
Sub Total/Average City of Gardena - CalTrust Short Term				2,014,658.80	1,323.90	0.00	0.00	0.00	1,323.90	2,015,982.70
City of Gardena - Fixed Income										
ICB 0.4 5/22/2017	CD6553B	05/23/2015	05/22/2017	249,000.00	0.00	0.00	0.00	0.00	83.00	249,000.00
Opus Bank 0.65 6/28/2017	CD3527	06/28/2016	06/28/2017	249,800.00	0.00	0.00	0.00	0.00	137.94	249,800.00
Sub Total/Average City of Gardena - Fixed Income				498,800.00	0.00	0.00	0.00	0.00	220.94	498,800.00
City of Gardena - Liquid Assets										
Local Agency Investment Fund LGIP	LGIP9326	06/30/2013	N/A	16,175,719.37	27,550.30	0.00	2,000,000.00	0.00	27,550.30	14,203,269.67
Sub Total/Average City of Gardena - Liquid Assets				16,175,719.37	27,550.30	0.00	2,000,000.00	0.00	27,550.30	14,203,269.67
City of Gardena - US Bank										
Ally Bank 1.2 7/1/2019	02006LF32	06/30/2016	07/01/2019	248,000.00	0.00	0.00	0.00	0.00	0.00	248,000.00
AMEX CENT BK 2 5/7/2020	02587DXU7	05/14/2015	05/07/2020	250,000.00	0.00	0.00	0.00	0.00	0.00	250,000.00
Apple Bank for Savings 0.85 10/16/2017	03784JQQ0	04/06/2016	10/16/2017	248,000.00	0.00	0.00	0.00	0.00	1,056.89	248,000.00
Bank NC Thom 1 6/19/2017	06414QTS8	12/19/2014	06/19/2017	248,000.00	0.00	0.00	0.00	0.00	203.84	248,000.00
Barclays Bk Delaware 2.1 8/13/2019	06740KHS9	08/13/2014	08/13/2019	248,000.00	0.00	0.00	0.00	0.00	0.00	248,000.00
Beneficial Bank 1.55 10/7/2021	08173QBS4	10/07/2016	10/07/2021	0.00	248,000.00	0.00	0.00	0.00	0.00	248,000.00
BMO Harris Bk 1.05 8/17/2018	05581WJT3	08/18/2016	08/17/2018	248,000.00	0.00	0.00	0.00	0.00	0.00	248,000.00
BMW 2.2 9/30/2020	05580ACZ5	09/30/2015	09/30/2020	248,000.00	0.00	0.00	0.00	0.00	0.00	248,000.00
Capital One Bk USA 1.7 4/6/2021	140420XR6	04/06/2016	04/06/2021	248,000.00	0.00	0.00	0.00	0.00	2,113.78	248,000.00
Capitol One NA 2.25 9/30/2020	14042RAK7	09/30/2015	09/30/2020	248,000.00	0.00	0.00	0.00	0.00	0.00	248,000.00
Cathay Bk 0.75 12/14/2016	149159JW6	03/14/2014	12/14/2016	248,000.00	0.00	0.00	0.00	0.00	152.88	248,000.00
CIT Bank, UT 0.9 5/1/2017	17284CCY8	05/01/2013	05/01/2017	250,000.00	0.00	0.00	0.00	0.00	0.00	250,000.00
COMENITY CAP BK 1.25 4/24/2019	20033AST4	10/24/2016	04/24/2019	0.00	248,000.00	0.00	0.00	0.00	0.00	248,000.00
Comenity Capital, UT 1.1 10/17/2016	20033ACV6	10/15/2013	10/17/2016	250,000.00	0.00	0.00	250,000.00	0.00	241.10	0.00
Compass Bank, AL 2 10/9/2018	20451PFD3	10/09/2013	10/09/2018	248,000.00	0.00	0.00	0.00	0.00	2,486.79	248,000.00
Customers Bank 0.8 3/20/2017	23204HAW8	03/19/2014	03/20/2017	248,000.00	0.00	0.00	0.00	0.00	0.00	248,000.00



City of Gardena
Monthly Activity - by Portfolio
October 31, 2016

Description	CUSIP/ Ticker	Settlement Date	Maturity Date	Beginning Cost Value	Buy Principal	Buy Accrued Interest	Sell Principal	Sell Accrued Interest	Interest/ Dividends	Ending Cost Value
Discover 2 5/13/2020	254672NN4	05/14/2015	05/13/2020	250,000.00	0.00	0.00	0.00	0.00	0.00	250,000.00
Enerbank 1.7 12/18/2018	29266NG43	12/18/2014	12/18/2018	248,000.00	0.00	0.00	0.00	0.00	346.52	248,000.00
FHLB 1 7/7/2017-15	3130A2E51	07/07/2014	07/07/2017	500,000.00	0.00	0.00	0.00	0.00	0.00	500,000.00
FHLB 1.7 10/19/2020-17	3130A6LQ8	10/19/2015	10/19/2020	500,000.00	0.00	0.00	0.00	0.00	4,250.00	500,000.00
FHLMC 1 7/27/2018-17	3134G8XA2	04/27/2016	07/27/2018	1,000,000.00	0.00	0.00	0.00	0.00	5,000.00	1,000,000.00
FHLMC 1.6 8/25/2021-16	3134G95L7	08/25/2016	08/25/2021	1,000,000.00	0.00	0.00	0.00	0.00	0.00	1,000,000.00
FHLMC 1.7 1/28/2021-16	3134G8WK1	04/28/2016	01/28/2021	500,000.00	0.00	0.00	500,000.00	2,125.00	0.00	0.00
First Bus Bk 1.55 3/6/2020	31938QL36	05/08/2015	03/06/2020	248,000.00	0.00	0.00	0.00	0.00	0.00	248,000.00
FNMA 1.01 10/26/2018-16	3136G2PJ0	10/26/2015	10/26/2018	500,000.00	0.00	0.00	0.00	0.00	2,525.00	500,000.00
FNMA 1.5 8/25/2021-17	3136G3Y25	08/25/2016	08/25/2021	1,000,000.00	0.00	0.00	0.00	0.00	0.00	1,000,000.00
FNMA 1.6 5/19/2020-17	3136G2HF7	05/19/2015	05/19/2020	1,000,000.00	0.00	0.00	0.00	0.00	0.00	1,000,000.00
FNMA 2 10/7/2019-16	3136G26Z5	10/10/2014	10/07/2019	500,000.00	0.00	0.00	500,000.00	0.00	5,000.00	0.00
Goldman Sachs 2.3 11/25/2020	38148J3E9	11/25/2015	11/25/2020	245,000.00	0.00	0.00	0.00	0.00	0.00	245,000.00
Investors Comm Bk 1.5 2/26/2021	46147URQ5	03/31/2016	02/26/2021	248,000.00	0.00	0.00	0.00	0.00	305.75	248,000.00
Key Bank 1.35 10/15/2018	49306SVH6	10/14/2015	10/15/2018	248,000.00	0.00	0.00	0.00	0.00	1,678.59	248,000.00
Leumi NY Bk 2 12/17/2019	063248EY0	12/17/2014	12/17/2019	248,000.00	0.00	0.00	0.00	0.00	0.00	248,000.00
MB Financial Bk 1.4 4/15/2021	55266CRD0	04/15/2016	04/15/2021	248,000.00	0.00	0.00	0.00	0.00	285.37	248,000.00
Medallion Bk Utah 1.2 4/26/2019	58403B3T1	04/26/2016	04/26/2019	248,000.00	0.00	0.00	0.00	0.00	244.60	248,000.00
Meridian 0.9 9/29/2017	58958PCL6	03/31/2015	09/29/2017	248,000.00	0.00	0.00	0.00	0.00	183.45	248,000.00
Morton Cmnty BK 1.05 4/10/2018	619165GA5	04/10/2015	04/10/2018	248,000.00	0.00	0.00	0.00	0.00	214.03	248,000.00
Nebraska St Bk & Trust Broken Bow 1.2 1/15/202	63969ABR4	04/15/2016	01/15/2020	248,000.00	0.00	0.00	0.00	0.00	244.60	248,000.00
Riverwood Bank, MN 1.25 10/10/2017	76951DAD2	10/08/2013	10/10/2017	248,000.00	0.00	0.00	0.00	0.00	1,554.25	248,000.00
Sallie Mae Bk 2.1 8/13/2019	795450SJ5	08/13/2014	08/13/2019	248,000.00	0.00	0.00	0.00	0.00	0.00	248,000.00
Synchrony Bank 1.55 6/29/2021	87164XMJ2	06/29/2016	06/29/2021	248,000.00	0.00	0.00	0.00	0.00	0.00	248,000.00
Toyota Motor Credit Var. Corp 4/30/2018	89236TAJ4	04/30/2013	04/30/2018	1,000,000.00	0.00	0.00	0.00	0.00	2,516.25	1,000,000.00
Wash Tr Co West 0.8 3/20/2017	940637FU0	03/19/2014	03/20/2017	248,000.00	0.00	0.00	0.00	0.00	0.00	248,000.00
WELL FARGO 1.55 11/19/2018	9497482T3	11/18/2015	11/19/2018	248,000.00	0.00	0.00	0.00	0.00	315.95	248,000.00
Sub Total/Average City of Gardena - US Bank				15,193,000.00	496,000.00	0.00	1,250,000.00	2,125.00	30,919.64	14,439,000.00
Total / Average				39,968,798.81	529,942.03	0.00	3,250,000.00	2,125.00	65,082.61	37,248,740.84



City of Gardena
Portfolio Holdings
Interest Earned During Period - Book Value
October 31, 2016 - Month to Date

Description	CUSIP/ Ticker	Sell Accrued Interest	Buy Accrued Interest	Interest/ Dividends	Amortized Discount	Amortized Premium	Difference in Accrued Interest	Interest Earned During Period-BV
City of Gardena - CalTrust Medium Term								
CalTrust - Medium Term	CalTrust2020	0.00	0.00	0.57	N/A	N/A	0.00	0.57
CalTrust - Medium Term	CalTrust2020	0.00	0.00	5,010.77	N/A	N/A	0.00	5,010.77
CalTrust - Medium Term	CalTrust2020	0.00	0.00	3.63	N/A	N/A	0.00	3.63
CalTrust - Medium Term	CalTrust2020	0.00	0.00	3.75	N/A	N/A	0.00	3.75
CalTrust - Medium Term	CalTrust2020	0.00	0.00	3.92	N/A	N/A	0.00	3.92
CalTrust - Medium Term	CalTrust2020	0.00	0.00	3.91	N/A	N/A	0.00	3.91
CalTrust - Medium Term	CalTrust2020	0.00	0.00	3.99	N/A	N/A	0.00	3.99
CalTrust - Medium Term	CalTrust2020	0.00	0.00	3.49	N/A	N/A	0.00	3.49
CalTrust - Medium Term	CalTrust2020	0.00	0.00	5.62	N/A	N/A	0.00	5.62
CalTrust - Medium Term	CalTrust2020	0.00	0.00	4.11	N/A	N/A	0.00	4.11
CalTrust - Medium Term	CalTrust2020	0.00	0.00	3.47	N/A	N/A	0.00	3.47
CalTrust - Medium Term	CalTrust2020	0.00	0.00	4.30	N/A	N/A	0.00	4.30
CalTrust - Medium Term	CalTrust2020	0.00	0.00	4.24	N/A	N/A	0.00	4.24
CalTrust - Medium Term	CalTrust2020	0.00	0.00	4.15	N/A	N/A	0.00	4.15
CalTrust - Medium Term	CalTrust2020	0.00	0.00	3.62	N/A	N/A	0.00	3.62
CalTrust - Medium Term	CalTrust2020	0.00	0.00	4.29	N/A	N/A	0.00	4.29
CalTrust - Medium Term	CalTrust2020	0.00	0.00	0.00	N/A	N/A	0.00	0.00
Sub Total/Average City of Gardena - CalTrust Medium Term		0.00	0.00	5,067.83	0.00	0.00	0.00	5,067.83
City of Gardena - CalTrust Short Term								
CalTrust - Short Term	CalTrust2010	0.00	0.00	0.76	N/A	N/A	0.00	0.76
CalTrust - Short Term	CalTrust2010	0.00	0.00	0.85	N/A	N/A	0.00	0.85
CalTrust - Short Term	CalTrust2010	0.00	0.00	0.76	N/A	N/A	0.00	0.76
CalTrust - Short Term	CalTrust2010	0.00	0.00	0.82	N/A	N/A	0.00	0.82
CalTrust - Short Term	CalTrust2010	0.00	0.00	0.81	N/A	N/A	0.00	0.81
CalTrust - Short Term	CalTrust2010	0.00	0.00	0.79	N/A	N/A	0.00	0.79
CalTrust - Short Term	CalTrust2010	0.00	0.00	0.58	N/A	N/A	0.00	0.58



**City of Gardena
Portfolio Holdings
Interest Earned During Period - Book Value
October 31, 2016 - Month to Date**

Description	CUSIP/ Ticker	Sell Accrued Interest	Buy Accrued Interest	Interest/ Dividends	Amortized Discount	Amortized Premium	Difference in Accrued Interest	Interest Earned During Period-BV
CalTrust - Short Term	CalTrust2010	0.00	0.00	0.58	N/A	N/A	0.00	0.58
CalTrust - Short Term	CalTrust2010	0.00	0.00	0.55	N/A	N/A	0.00	0.55
CalTrust - Short Term	CalTrust2010	0.00	0.00	0.56	N/A	N/A	0.00	0.56
CalTrust - Short Term	CalTrust2010	0.00	0.00	0.55	N/A	N/A	0.00	0.55
CalTrust - Short Term	CalTrust2010	0.00	0.00	0.09	N/A	N/A	0.00	0.09
CalTrust - Short Term	CalTrust2010	0.00	0.00	0.62	N/A	N/A	0.00	0.62
CalTrust - Short Term	CalTrust2010	0.00	0.00	0.65	N/A	N/A	0.00	0.65
CalTrust - Short Term	CalTrust2010	0.00	0.00	1,314.27	N/A	N/A	0.00	1,314.27
CalTrust - Short Term	CalTrust2010	0.00	0.00	0.66	N/A	N/A	0.00	0.66
CalTrust - Short Term	CalTrust2010	0.00	0.00	0.00	N/A	N/A	0.00	0.00
Sub Total/Average City of Gardena - CalTrust Short Term		0.00	0.00	1,323.90	0.00	0.00	0.00	1,323.90
City of Gardena - Fixed Income								
ICB 0.4 5/22/2017	CD6553B	0.00	0.00	83.00	0.00	0.00	2.73	85.73
Opus Bank 0.65 6/28/2017	CD3527	0.00	0.00	137.94	0.00	0.00	4.45	142.39
Sub Total/Average City of Gardena - Fixed Income		0.00	0.00	220.94	0.00	0.00	7.18	228.12
City of Gardena - Liquid Assets								
Local Agency Investment Fund LGIP	LGIP9326	0.00	0.00	27,550.30	0.00	0.00	0.00	27,550.30
Sub Total/Average City of Gardena - Liquid Assets		0.00	0.00	27,550.30	0.00	0.00	0.00	27,550.30
City of Gardena - US Bank								
Ally Bank 1.2 7/1/2019	02006LF32	0.00	0.00	0.00	0.00	0.00	252.75	252.75
AMEX CENT BK 2 5/7/2020	02587DXU7	0.00	0.00	0.00	0.00	0.00	424.66	424.66
Apple Bank for Savings 0.85 10/16/2017	03784JQQ0	0.00	0.00	1,056.89	0.00	0.00	-877.86	179.03
Bank NC Thom 1 6/19/2017	06414QTS8	0.00	0.00	203.84	0.00	0.00	6.79	210.63
Barclays Bk Delaware 2.1 8/13/2019	06740KHS9	0.00	0.00	0.00	0.00	0.00	442.32	442.32
Beneficial Bank 1.55 10/7/2021	08173QBS4	0.00	0.00	0.00	0.00	0.00	252.76	252.76



**City of Gardena
Portfolio Holdings
Interest Earned During Period - Book Value
October 31, 2016 - Month to Date**

Description	CUSIP/ Ticker	Sell Accrued Interest	Buy Accrued Interest	Interest/ Dividends	Amortized Discount	Amortized Premium	Difference in Accrued Interest	Interest Earned During Period-BV
BMO Harris Bk 1.05 8/17/2018	05581WJT3	0.00	0.00	0.00	0.00	0.00	221.16	221.16
BMW 2.2 9/30/2020	05580ACZ5	0.00	0.00	0.00	0.00	0.00	463.39	463.39
Capital One Bk USA 1.7 4/6/2021	140420XR6	0.00	0.00	2,113.78	0.00	0.00	-1,755.70	358.08
Capital One NA 2.25 9/30/2020	14042RAK7	0.00	0.00	0.00	0.00	0.00	473.92	473.92
Cathay Bk 0.75 12/14/2016	149159JW6	0.00	0.00	152.88	0.00	0.00	5.10	157.98
CIT Bank, UT 0.9 5/1/2017	17284CCY8	0.00	0.00	0.00	0.00	0.00	191.09	191.09
COMENITY CAP BK 1.25 4/24/2019	20033AST4	0.00	0.00	0.00	0.00	0.00	59.45	59.45
Comenity Capital, UT 1.1 10/17/2016	20033ACV6	0.00	0.00	241.10	0.00	0.00	-113.01	128.09
Compass Bank, AL 2 10/9/2018	20451PFD3	0.00	0.00	2,486.79	0.00	0.00	-2,065.53	421.26
Customers Bank 0.8 3/20/2017	23204HAW8	0.00	0.00	0.00	0.00	0.00	168.51	168.51
Discover 2 5/13/2020	254672NN4	0.00	0.00	0.00	0.00	0.00	424.66	424.66
Enerbank 1.7 12/18/2018	29266NG43	0.00	0.00	346.52	0.00	0.00	11.55	358.07
FHLB 1 7/7/2017-15	3130A2E51	0.00	0.00	0.00	0.00	0.00	430.55	430.55
FHLB 1.7 10/19/2020-17	3130A6LQ8	0.00	0.00	4,250.00	0.00	0.00	-3,518.06	731.94
FHLMC 1 7/27/2018-17	3134G8XA2	0.00	0.00	5,000.00	0.00	0.00	-4,138.89	861.11
FHLMC 1.6 8/25/2021-16	3134G95L7	0.00	0.00	0.00	0.00	0.00	1,377.77	1,377.77
FHLMC 1.7 1/28/2021-16	3134G8WVK1	2,125.00	0.00	0.00	0.00	0.00	-1,463.89	661.11
First Bus Bk 1.55 3/6/2020	31938QL36	0.00	0.00	0.00	0.00	0.00	326.48	326.48
FNMA 1.01 10/26/2018-16	3136G2PJ0	0.00	0.00	2,525.00	0.00	0.00	-2,090.14	434.86
FNMA 1.5 8/25/2021-17	3136G3Y25	0.00	0.00	0.00	0.00	0.00	1,291.67	1,291.67
FNMA 1.6 5/19/2020-17	3136G2HF7	0.00	0.00	0.00	0.00	0.00	1,377.78	1,377.78
FNMA 2 10/7/2019-16	3136G26Z5	0.00	0.00	5,000.00	0.00	0.00	-4,805.56	194.44
Goldman Sachs 2.3 11/25/2020	38148J3E9	0.00	0.00	0.00	0.00	0.00	478.59	478.59
Investors Comm Bk 1.5 2/26/2021	46147URQ5	0.00	0.00	305.75	0.00	0.00	10.19	315.94
Key Bank 1.35 10/15/2018	49306SVH6	0.00	0.00	1,678.59	0.00	0.00	-1,394.24	284.35
Leumi NY Bk 2 12/17/2019	063248EY0	0.00	0.00	0.00	0.00	0.00	421.26	421.26
MB Financial Bk 1.4 4/15/2021	55266CRD0	0.00	0.00	285.37	0.00	0.00	9.52	294.89
Medallion Bk Utah 1.2 4/26/2019	58403B3T1	0.00	0.00	244.60	0.00	0.00	8.16	252.76



City of Gardena
Portfolio Holdings
Interest Earned During Period - Book Value
October 31, 2016 - Month to Date

Description	CUSIP/ Ticker	Sell Accrued Interest	Buy Accrued Interest	Interest/ Dividends	Amortized Discount	Amortized Premium	Difference in Accrued Interest	Interest Earned During Period-BV
Meridian 0.9 9/29/2017	58958PCL6	0.00	0.00	183.45	0.00	0.00	6.11	189.56
Morton Cmnty BK 1.05 4/10/2018	619165GA5	0.00	0.00	214.03	0.00	0.00	7.14	221.17
Nebraska St Bk & Trust Broken Bow 1.2 1/15/202	63969ABR4	0.00	0.00	244.60	0.00	0.00	8.15	252.75
Riverwood Bank, MN 1.25 10/10/2017	76951DAD2	0.00	0.00	1,554.25	0.00	0.00	-1,290.96	263.29
Sallie Mae Bk 2.1 8/13/2019	795450SJ5	0.00	0.00	0.00	0.00	0.00	442.32	442.32
Synchrony Bank 1.55 6/29/2021	87164XMJ2	0.00	0.00	0.00	0.00	0.00	326.48	326.48
Toyota Motor Credit Var. Corp 4/30/2018	89236TAJ4	0.00	0.00	2,516.25	0.00	0.00	-1,677.50	838.75
Wash Tr Co West 0.8 3/20/2017	940637FU0	0.00	0.00	0.00	0.00	0.00	168.51	168.51
WELL FARGO 1.55 11/19/2018	9497482T3	0.00	0.00	315.95	0.00	0.00	10.53	326.48
Sub Total/Average City of Gardena - US Bank		2,125.00	0.00	30,919.64	0.00	0.00	-15,092.02	17,952.62
Total / Average		2,125.00	0.00	65,082.61	0.00	0.00	-15,084.84	52,122.77

Monthly Portfolio Balances
Fiscal Years 2012/2013 through 2016/2017

<i>Average Annual Portfolio</i>	<i>Fiscal Year</i>	<i>Annual Interest Income</i>
\$ 35,200,625.70	2012/2013	\$181,897.56
\$ 41,984,315.33	2013/2014	\$176,234.60
\$ 47,248,923.96	2014/2015	\$225,682.70
\$ 42,171,556.71	2015/2016	\$345,707.42
\$ 13,240,311.87	2016/2017	\$150,331.56

Portfolio	2012/2013	2013/2014	2014/2015	2015/2016	2016/2017
July	32,370,862.84	41,296,919.90	39,934,618.16	44,344,002.47	40,955,878.21
August	32,470,862.84	43,981,082.33	47,326,618.16	43,850,390.47	40,710,324.61
September	32,070,862.84	41,881,084.18	47,226,618.16	41,752,801.86	39,968,798.80
October	30,288,799.70	39,343,647.38	45,293,716.40	39,773,348.62	37,248,740.83
November	27,738,799.70	37,593,647.38	44,693,716.40	38,774,975.22	-
December	29,038,799.70	36,293,647.38	45,685,716.40	41,081,856.69	-
January	34,304,357.71	41,509,709.38	48,705,206.89	44,201,585.16	-
February	34,494,357.71	41,909,709.38	49,705,206.89	41,382,640.37	-
March	41,949,357.71	42,751,709.38	47,953,229.92	39,143,831.25	-
April	41,472,125.52	45,217,475.76	48,772,146.70	42,412,304.06	-
May	43,105,142.12	47,416,575.76	53,270,146.70	44,418,404.36	-
June	43,103,180.00	44,616,575.76	48,420,146.70	44,922,539.99	-
Average	35,200,625.70	41,984,315.33	47,248,923.96	42,171,556.71	13,240,311.87

Treasury Rates as of October 31, 2016

3 Month	0.335%
6 Month	0.488%
1 Year	0.630%

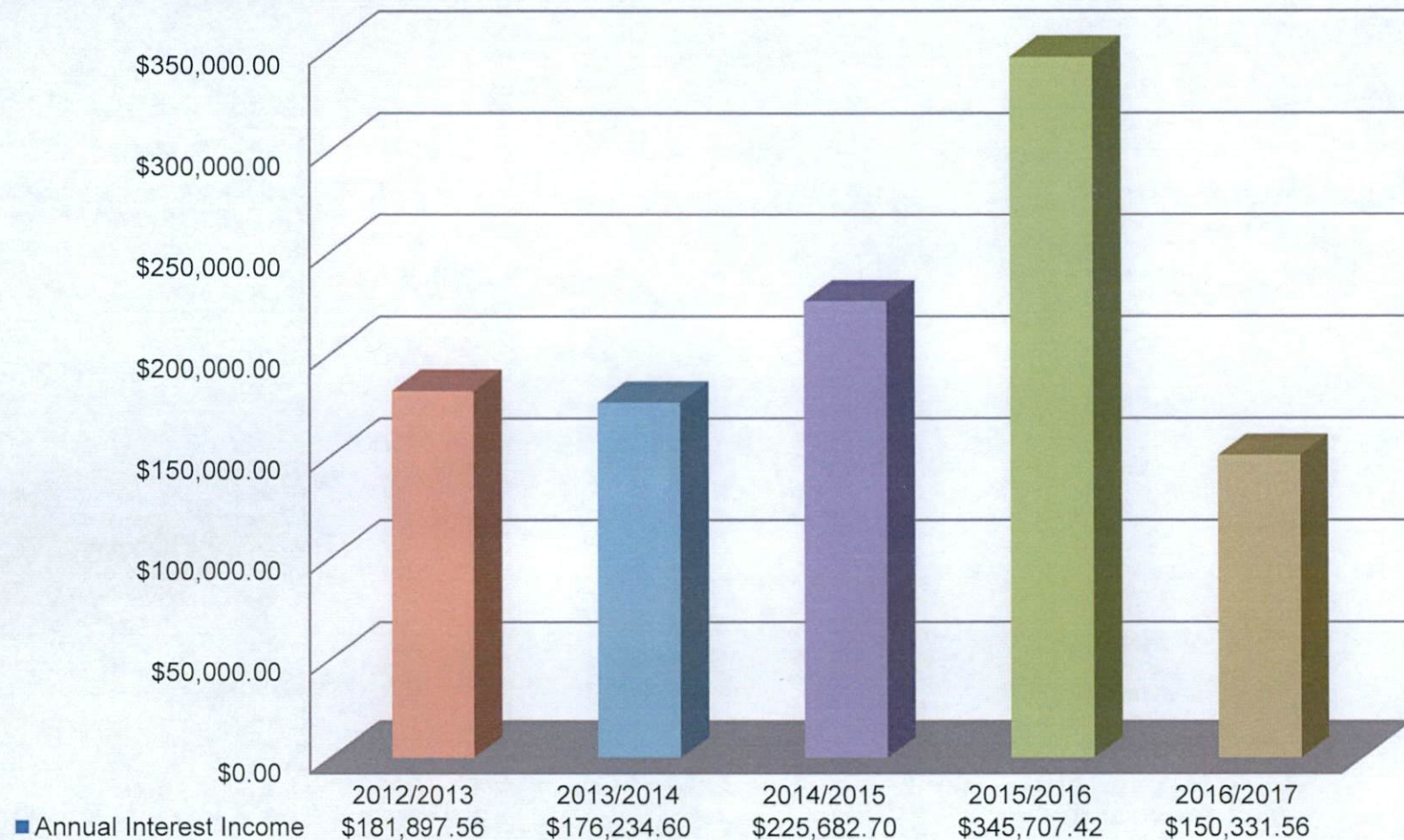
LAIF Rate

3rd QTR 2016
0.60%

Our Rate of Return

October 2016
0.800%

Interest Earnings
Fiscal Years 2012/2013 through 2016/2017



	Average Portfolio	Interest Income	
2012/2013	\$35,200,625.70	\$181,897.56	
2013/2014	\$41,984,315.33	\$176,234.60	
2014/2015	\$47,248,923.96	\$225,682.70	
2015/2016	\$42,171,556.71	\$345,707.42	
2016/2017	\$13,240,311.87	\$150,331.56	<i>As of October 2016</i>



City of Gardena
Portfolio Holdings
GASB 31 Compliance Detail
October 31, 2016

Description	CUSIP/ Ticker	Settlement Date	Maturity Date	Beginning Face Amount/ Shares	Beginning MV	Buy Principal	Sell Principal	Change in MV	Ending MV	Ending Face Amount/ Shares
Certificate Of Deposit										
ICB 0.4 5/22/2017	CD6553B	05/23/2015	05/22/2017	249,000.00	249,000.00	0.00	0.00	0.00	249,000.00	249,000.00
Opus Bank 0.65 6/28/2017	CD3527	06/28/2016	06/28/2017	249,800.00	249,800.00	0.00	0.00	0.00	249,800.00	249,800.00
Sub Total/Average Certificate Of Deposit				498,800.00	498,800.00	0.00	0.00	0.00	498,800.00	498,800.00
Corporate Bond										
Toyota Motor Credit Var. Corp 4/30/2018	89236TAJ4	04/30/2013	04/30/2018	1,000,000.00	998,780.00	0.00	0.00	60.00	998,840.00	1,000,000.00
Sub Total/Average Corporate Bond				1,000,000.00	998,780.00	0.00	0.00	60.00	998,840.00	1,000,000.00
FHLB Bond										
FHLB 1 7/7/2017-15	3130A2E51	07/07/2014	07/07/2017	500,000.00	501,020.00	0.00	0.00	-155.00	500,865.00	500,000.00
FHLB 1.7 10/19/2020-17	3130A6LQ8	10/19/2015	10/19/2020	500,000.00	503,050.00	0.00	0.00	-970.00	502,080.00	500,000.00
Sub Total/Average FHLB Bond				1,000,000.00	1,004,070.00	0.00	0.00	-1,125.00	1,002,945.00	1,000,000.00
FHLMC Bond										
FHLMC 1 7/27/2018-17	3134G8XA2	04/27/2016	07/27/2018	1,000,000.00	1,000,140.00	0.00	0.00	-1,140.00	999,000.00	1,000,000.00
FHLMC 1.6 8/25/2021-16	3134G95L7	08/25/2016	08/25/2021	1,000,000.00	998,850.00	0.00	0.00	-7,140.00	991,710.00	1,000,000.00
FHLMC 1.7 1/28/2021-16	3134G8WK1	04/28/2016	01/28/2021	500,000.00	500,080.00	0.00	500,000.00	-80.00	0.00	0.00
Sub Total/Average FHLMC Bond				2,500,000.00	2,499,070.00	0.00	500,000.00	-8,360.00	1,990,710.00	2,000,000.00
FNMA Bond										
FNMA 1.01 10/26/2018-16	3136G2PJ0	10/26/2015	10/26/2018	500,000.00	500,080.00	0.00	0.00	1,585.00	501,665.00	500,000.00
FNMA 1.5 8/25/2021-17	3136G3Y25	08/25/2016	08/25/2021	1,000,000.00	998,840.00	0.00	0.00	-7,610.00	991,230.00	1,000,000.00
FNMA 1.6 5/19/2020-17	3136G2HF7	05/19/2015	05/19/2020	1,000,000.00	1,001,920.00	0.00	0.00	-1,130.00	1,000,790.00	1,000,000.00
FNMA 2 10/7/2019-16	3136G26Z5	10/10/2014	10/07/2019	500,000.00	500,000.00	0.00	500,000.00	0.00	0.00	0.00
Sub Total/Average FNMA Bond				3,000,000.00	3,000,840.00	0.00	500,000.00	-7,155.00	2,493,685.00	2,500,000.00
Local Government Investment Pool										
Local Agency Investment Fund LGIP	LGIP9326	06/30/2013	N/A	16,175,719.37	16,175,719.37	27,550.30	2,000,000.00	0.00	14,203,269.67	14,203,269.67
Sub Total/Average Local Government Investment Pool				16,175,719.37	16,175,719.37	27,550.30	2,000,000.00	0.00	14,203,269.67	14,203,269.67
Mutual Fund										



City of Gardena
Portfolio Holdings
GASB 31 Compliance Detail
October 31, 2016

Description	CUSIP/ Ticker	Settlement Date	Maturity Date	Beginning Face Amount/ Shares	Beginning MV	Buy Principal	Sell Principal	Change in MV	Ending MV	Ending Face Amount/ Shares
CalTrust - Medium Term	CalTrust2020	07/01/2015	N/A	67.67	683.50	0.00	0.00	-1.33	682.14	67.67
CalTrust - Medium Term	CalTrust2020	06/26/2015	N/A	598,205.91	6,041,879.71	0.00	0.00	-11,964.10	6,029,915.59	598,205.91
CalTrust - Medium Term	CalTrust2020	10/01/2015	N/A	433.91	4,382.51	0.00	0.00	-8.66	4,373.83	433.91
CalTrust - Medium Term	CalTrust2020	12/01/2015	N/A	448.25	4,527.33	0.00	0.00	-8.97	4,518.36	448.25
CalTrust - Medium Term	CalTrust2020	01/04/2016	N/A	467.83	4,725.08	0.00	0.00	-9.35	4,715.73	467.83
CalTrust - Medium Term	CalTrust2020	03/01/2016	N/A	466.28	4,709.46	0.00	0.00	-9.30	4,700.13	466.28
CalTrust - Medium Term	CalTrust2020	02/01/2016	N/A	476.72	4,814.86	0.00	0.00	-9.54	4,805.33	476.72
CalTrust - Medium Term	CalTrust2020	09/01/2015	N/A	416.27	4,204.36	0.00	0.00	-8.30	4,196.03	416.27
CalTrust - Medium Term	CalTrust2020	04/01/2016	N/A	670.57	6,772.72	0.00	0.00	-13.45	6,759.31	670.57
CalTrust - Medium Term	CalTrust2020	05/02/2016	N/A	490.61	4,955.18	0.00	0.00	-9.79	4,945.37	490.61
CalTrust - Medium Term	CalTrust2020	08/03/2015	N/A	414.36	4,185.07	0.00	0.00	-8.26	4,176.78	414.36
CalTrust - Medium Term	CalTrust2020	08/01/2016	N/A	513.08	5,182.09	0.00	0.00	-10.28	5,171.83	513.08
CalTrust - Medium Term	CalTrust2020	06/01/2016	N/A	506.64	5,117.03	0.00	0.00	-10.16	5,106.90	506.64
CalTrust - Medium Term	CalTrust2020	07/01/2016	N/A	495.99	5,009.47	0.00	0.00	-9.95	4,999.55	495.99
CalTrust - Medium Term	CalTrust2020	11/02/2015	N/A	432.12	4,364.43	0.00	0.00	-8.62	4,355.79	432.12
CalTrust - Medium Term	CalTrust2020	09/01/2016	N/A	512.25	5,173.73	0.00	0.00	-10.25	5,163.48	512.25
CalTrust - Medium Term	CalTrust2020	10/03/2016	N/A	0.00	0.00	5,067.83	0.00	-9.99	5,057.79	501.76
CalTrust - Short Term	CalTrust2010	04/01/2016	N/A	115.85	1,161.94	0.00	0.00	-0.04	1,161.94	115.85
CalTrust - Short Term	CalTrust2010	09/01/2016	N/A	129.66	1,300.47	0.00	0.00	-0.02	1,300.47	129.66
CalTrust - Short Term	CalTrust2010	05/02/2016	N/A	114.77	1,151.16	0.00	0.00	0.02	1,151.16	114.77
CalTrust - Short Term	CalTrust2010	08/01/2016	N/A	125.03	1,254.05	0.00	0.00	0.00	1,254.05	125.03
CalTrust - Short Term	CalTrust2010	06/01/2016	N/A	122.63	1,229.96	0.00	0.00	-0.02	1,229.96	122.63
CalTrust - Short Term	CalTrust2010	07/01/2016	N/A	119.66	1,200.20	0.00	0.00	0.01	1,200.20	119.66
CalTrust - Short Term	CalTrust2010	10/01/2015	N/A	87.88	881.48	0.00	0.00	0.04	881.48	87.88
CalTrust - Short Term	CalTrust2010	12/01/2015	N/A	88.80	890.68	0.00	0.00	0.02	890.68	88.80
CalTrust - Short Term	CalTrust2010	11/02/2015	N/A	83.96	842.08	0.00	0.00	-0.04	842.08	83.96
CalTrust - Short Term	CalTrust2010	09/01/2015	N/A	84.83	850.83	0.00	0.00	-0.01	850.83	84.83
CalTrust - Short Term	CalTrust2010	08/03/2015	N/A	83.95	842.05	0.00	0.00	0.03	842.05	83.95
CalTrust - Short Term	CalTrust2010	07/01/2015	N/A	13.79	138.30	0.00	0.00	-0.01	138.30	13.79
CalTrust - Short Term	CalTrust2010	01/04/2016	N/A	93.60	938.80	0.00	0.00	-0.01	938.80	93.60
CalTrust - Short Term	CalTrust2010	02/01/2016	N/A	98.08	983.72	0.00	0.00	-0.02	983.72	98.08
CalTrust - Short Term	CalTrust2010	06/26/2015	N/A	199,600.80	2,001,996.00	0.00	0.00	-0.02	2,001,996.00	199,600.80



City of Gardena
Portfolio Holdings
GASB 31 Compliance Detail
October 31, 2016

Description	CUSIP/ Ticker	Settlement Date	Maturity Date	Beginning Face Amount/ Shares	Beginning MV	Buy Principal	Sell Principal	Change in MV	Ending MV	Ending Face Amount/ Shares
CalTrust - Short Term	CalTrust2010	03/31/2016	N/A	100.19	1,004.88	0.00	0.00	-0.03	1,004.88	100.19
CalTrust - Short Term	CalTrust2010	10/03/2016	N/A	0.00	0.00	1,323.90	0.00	0.04	1,323.90	131.99
Sub Total/Average Mutual Fund				806,081.94	8,127,353.13	6,391.73	0.00	-12,110.36	8,121,634.44	806,715.69
Negotiable Certificate Of Deposit										
Ally Bank 1.2 7/1/2019	02006LF32	06/30/2016	07/01/2019	248,000.00	248,699.36	0.00	0.00	37.20	248,736.56	248,000.00
AMEX CENT BK 2 5/7/2020	02587DXU7	05/14/2015	05/07/2020	250,000.00	256,385.00	0.00	0.00	10.00	256,395.00	250,000.00
Apple Bank for Savings 0.85 10/16/2017	03784JQQ0	04/06/2016	10/16/2017	248,000.00	248,610.08	0.00	0.00	54.56	248,664.64	248,000.00
Bank NC Thom 1 6/19/2017	06414QTS8	12/19/2014	06/19/2017	248,000.00	248,704.32	0.00	0.00	-54.56	248,649.76	248,000.00
Barclays Bk Delaware 2.1 8/13/2019	06740KHS9	08/13/2014	08/13/2019	248,000.00	254,276.88	0.00	0.00	-114.08	254,162.80	248,000.00
Beneficial Bank 1.55 10/7/2021	08173QBS4	10/07/2016	10/07/2021	0.00	0.00	248,000.00	0.00	-312.48	247,687.52	248,000.00
BMO Harris Bk 1.05 8/17/2018	05581WJT3	08/18/2016	08/17/2018	248,000.00	248,019.84	0.00	0.00	71.92	248,091.76	248,000.00
BMW 2.2 9/30/2020	05580ACZ5	09/30/2015	09/30/2020	248,000.00	257,123.92	0.00	0.00	-14.88	257,109.04	248,000.00
Capital One Bk USA 1.7 4/6/2021	140420XR6	04/06/2016	04/06/2021	248,000.00	253,386.56	0.00	0.00	89.28	253,475.84	248,000.00
Capitol One NA 2.25 9/30/2020	14042RAK7	09/30/2015	09/30/2020	248,000.00	257,114.00	0.00	0.00	-14.88	257,099.12	248,000.00
Cathay Bk 0.75 12/14/2016	149159JW6	03/14/2014	12/14/2016	248,000.00	248,128.96	0.00	0.00	-47.12	248,081.84	248,000.00
CIT Bank, UT 0.9 5/1/2017	17284CCY8	05/01/2013	05/01/2017	250,000.00	250,472.50	0.00	0.00	-45.00	250,427.50	250,000.00
COMENITY CAP BK 1.25 4/24/2019	20033AST4	10/24/2016	04/24/2019	0.00	0.00	248,000.00	0.00	-94.24	247,905.76	248,000.00
Comenity Capital, UT 1.1 10/17/2016	20033ACV6	10/15/2013	10/17/2016	250,000.00	250,052.50	0.00	250,000.00	-52.50	0.00	0.00
Compass Bank, AL 2 10/9/2018	20451PFD3	10/09/2013	10/09/2018	248,000.00	253,150.96	0.00	0.00	-124.00	253,026.96	248,000.00
Customers Bank 0.8 3/20/2017	23204HAW8	03/19/2014	03/20/2017	248,000.00	248,290.16	0.00	0.00	-32.24	248,257.92	248,000.00
Discover 2 5/13/2020	254672NN4	05/14/2015	05/13/2020	250,000.00	256,382.50	0.00	0.00	450.00	256,832.50	250,000.00
Enerbank 1.7 12/18/2018	29266NG43	12/18/2014	12/18/2018	248,000.00	251,600.96	0.00	0.00	173.60	251,774.56	248,000.00
First Bus Bk 1.55 3/6/2020	31938QL36	05/08/2015	03/06/2020	248,000.00	254,294.24	0.00	0.00	-3,209.12	251,085.12	248,000.00
Goldman Sachs 2.3 11/25/2020	38148J3E9	11/25/2015	11/25/2020	245,000.00	253,528.45	0.00	0.00	9.80	253,538.25	245,000.00
Investors Comm Bk 1.5 2/26/2021	46147URQ5	03/31/2016	02/26/2021	248,000.00	253,309.68	0.00	0.00	84.32	253,394.00	248,000.00
Key Bank 1.35 10/15/2018	49306SVH6	10/14/2015	10/15/2018	248,000.00	251,653.04	0.00	0.00	-64.48	251,588.56	248,000.00
Leumi NY Bk 2 12/17/2019	063248EY0	12/17/2014	12/17/2019	248,000.00	255,375.52	0.00	0.00	-49.60	255,325.92	248,000.00
MB Financial Bk 1.4 4/15/2021	55266CRD0	04/15/2016	04/15/2021	248,000.00	253,411.36	0.00	0.00	94.24	253,505.60	248,000.00
Medallion Bk Utah 1.2 4/26/2019	58403B3T1	04/26/2016	04/26/2019	248,000.00	250,026.16	0.00	0.00	2.48	250,028.64	248,000.00
Meridian 0.9 9/29/2017	58958PCL6	03/31/2015	09/29/2017	248,000.00	249,051.52	0.00	0.00	27.28	249,078.80	248,000.00
Morton Cmnty BK 1.05 4/10/2018	619165GA5	04/10/2015	04/10/2018	248,000.00	248,726.64	0.00	0.00	22.32	248,748.96	248,000.00



City of Gardena
Portfolio Holdings
GASB 31 Compliance Detail
October 31, 2016

Description	CUSIP/ Ticker	Settlement Date	Maturity Date	Beginning Face Amount/ Shares	Beginning MV	Buy Principal	Sell Principal	Change in MV	Ending MV	Ending Face Amount/ Shares
Nebraska St Bk & Trust Broken Bow 1.2 1/15/202	63969ABR4	04/15/2016	01/15/2020	248,000.00	251,950.64	0.00	0.00	42.16	251,992.80	248,000.00
Riverwood Bank, MN 1.25 10/10/2017	76951DAD2	10/08/2013	10/10/2017	248,000.00	250,167.52	0.00	0.00	-79.36	250,088.16	248,000.00
Sallie Mae Bk 2.1 8/13/2019	795450SJ5	08/13/2014	08/13/2019	248,000.00	254,346.32	0.00	0.00	-114.08	254,232.24	248,000.00
Synchrony Bank 1.55 6/29/2021	87164XMJ2	06/29/2016	06/29/2021	248,000.00	249,708.72	0.00	0.00	161.20	249,869.92	248,000.00
Wash Tr Co West 0.8 3/20/2017	940637FU0	03/19/2014	03/20/2017	248,000.00	248,649.76	0.00	0.00	-94.24	248,555.52	248,000.00
WELL FARGO 1.55 11/19/2018	9497482T3	11/18/2015	11/19/2018	248,000.00	251,454.64	0.00	0.00	-39.68	251,414.96	248,000.00
Sub Total/Average Negotiable Certificate Of Deposit				7,693,000.00	7,806,052.71	496,000.00	250,000.00	-3,226.18	8,048,826.53	7,939,000.00
Total / Average				32,673,601.31	40,110,685.21	529,942.03	3,250,000.00	-31,916.54	37,358,710.64	29,947,785.36



City of Gardena
Portfolio Holdings
GASB 40 Compliance Report
October 31, 2016

Description	CUSIP/ Ticker	Face Amount/ Shares	Book Value	Market Value	Moodys	S&P	% of Portfolio	Days To Maturity	Days To Call/Mat.	Maturity Date	Next Call Date	Duration To Mat.
Certificate Of Deposit												
ICB 0.4 5/22/2017	CD6553B	249,000.00	249,000.00	249,000.00	NR	NR	0.83	203	203	05/22/2017		0.56
Opus Bank 0.65 6/28/2017	CD3527	249,800.00	249,800.00	249,800.00	NR	NR	0.83	240	240	06/28/2017		0.66
Sub Total / Average		498,800.00	498,800.00	498,800.00			1.67	222	222			0.61
Corporate Bond												
Toyota Motor Credit Var. Corp 4/30/2018	89236TAJ4	1,000,000.00	1,000,000.00	998,840.00	Aa3	AA-	3.34	546	546	04/30/2018		0.00
Sub Total / Average		1,000,000.00	1,000,000.00	998,840.00			3.34	546	546			0.00
FHLB Bond												
FHLB 1 7/7/2017-15	3130A2E51	500,000.00	500,000.00	500,865.00	Aaa	AA+	1.67	249	249	07/07/2017		0.68
FHLB 1.7 10/19/2020-17	3130A6LQ8	500,000.00	500,000.00	502,080.00	Aaa	AA+	1.67	1,449	353	10/19/2020	10/19/2017	3.85
Sub Total / Average		1,000,000.00	1,000,000.00	1,002,945.00			3.34	849	301			2.27
FHLMC Bond												
FHLMC 1 7/27/2018-17	3134G8XA2	1,000,000.00	1,000,000.00	999,000.00	Aaa	AA+	3.34	634	178	07/27/2018	04/27/2017	1.73
FHLMC 1.6 8/25/2021-16	3134G95L7	1,000,000.00	1,000,000.00	991,710.00	Aaa	AA+	3.34	1,759	25	08/25/2021	11/25/2016	4.64
Sub Total / Average		2,000,000.00	2,000,000.00	1,990,710.00			6.68	1,196	102			3.18
FNMA Bond												
FNMA 1.01 10/26/2018-16	3136G2PJ0	500,000.00	500,000.00	501,665.00	Aaa	AA+	1.67	725	725	10/26/2018		1.97
FNMA 1.5 8/25/2021-17	3136G3Y25	1,000,000.00	1,000,000.00	991,230.00	Aaa	AA+	3.34	1,759	298	08/25/2021	08/25/2017	4.65
FNMA 1.6 5/19/2020-17	3136G2HF7	1,000,000.00	1,000,000.00	1,000,790.00	Aaa	AA+	3.34	1,296	200	05/19/2020	05/19/2017	3.44
Sub Total / Average		2,500,000.00	2,500,000.00	2,493,685.00			8.35	1,367	344			3.63
Local Government Investment Pool												
Local Agency Investment Fund LGIP	LGIP9326	14,203,269.67	14,203,269.67	14,203,269.67	NR	NR	47.43	1	1	N/A	N/A	0.00
Sub Total / Average		14,203,269.67	14,203,269.67	14,203,269.67			47.43	1	1			0.00
Mutual Fund												
CalTrust - Medium Term	CalTrust2020	512.25	5,173.72	5,163.48	NR	NR	0.00	N/A	N/A			N/A



City of Gardena
Portfolio Holdings
GASB 40 Compliance Report
October 31, 2016

Description	CUSIP/ Ticker	Face Amount/ Shares	Book Value	Market Value	Moodys	S&P	% of Portfolio	Days To Maturity	Days To Call/Mat.	Maturity Date	Next Call Date	Duration To Mat.
CalTrust - Medium Term	CalTrust2020	598,205.91	6,017,951.47	6,029,915.59	NR	NR	2.00	N/A	N/A			N/A
CalTrust - Medium Term	CalTrust2020	513.08	5,192.35	5,171.83	NR	NR	0.00	N/A	N/A			N/A
CalTrust - Medium Term	CalTrust2020	67.67	680.79	682.14	NR	NR	0.00	N/A	N/A			N/A
CalTrust - Medium Term	CalTrust2020	506.64	5,106.90	5,106.90	NR	NR	0.00	N/A	N/A			N/A
CalTrust - Medium Term	CalTrust2020	670.57	6,766.01	6,759.31	NR	NR	0.00	N/A	N/A			N/A
CalTrust - Medium Term	CalTrust2020	495.99	5,024.35	4,999.55	NR	NR	0.00	N/A	N/A			N/A
CalTrust - Medium Term	CalTrust2020	501.76	5,067.83	5,057.79	NR	NR	0.00	N/A	N/A			N/A
CalTrust - Medium Term	CalTrust2020	448.25	4,504.91	4,518.36	NR	NR	0.00	N/A	N/A			N/A
CalTrust - Medium Term	CalTrust2020	466.28	4,695.47	4,700.13	NR	NR	0.00	N/A	N/A			N/A
CalTrust - Medium Term	CalTrust2020	433.91	4,373.83	4,373.83	NR	NR	0.00	N/A	N/A			N/A
CalTrust - Medium Term	CalTrust2020	416.27	4,183.54	4,196.03	NR	NR	0.00	N/A	N/A			N/A
CalTrust - Medium Term	CalTrust2020	432.12	4,351.47	4,355.79	NR	NR	0.00	N/A	N/A			N/A
CalTrust - Medium Term	CalTrust2020	414.36	4,172.64	4,176.78	NR	NR	0.00	N/A	N/A			N/A
CalTrust - Medium Term	CalTrust2020	490.61	4,950.28	4,945.37	NR	NR	0.00	N/A	N/A			N/A
CalTrust - Medium Term	CalTrust2020	467.83	4,692.34	4,715.73	NR	NR	0.00	N/A	N/A			N/A
CalTrust - Medium Term	CalTrust2020	476.72	4,800.56	4,805.33	NR	NR	0.00	N/A	N/A			N/A
CalTrust - Short Term	CalTrust2010	83.96	841.24	842.08	NR	NR	0.00	N/A	N/A			N/A
CalTrust - Short Term	CalTrust2010	83.95	841.21	842.05	NR	NR	0.00	N/A	N/A			N/A
CalTrust - Short Term	CalTrust2010	199,600.80	2,000,000.00	2,001,996.00	NR	NR	0.67	N/A	N/A			N/A
CalTrust - Short Term	CalTrust2010	13.79	138.17	138.30	NR	NR	0.00	N/A	N/A			N/A
CalTrust - Short Term	CalTrust2010	84.83	849.99	850.83	NR	NR	0.00	N/A	N/A			N/A
CalTrust - Short Term	CalTrust2010	87.88	880.60	881.48	NR	NR	0.00	N/A	N/A			N/A
CalTrust - Short Term	CalTrust2010	119.66	1,200.20	1,200.20	NR	NR	0.00	N/A	N/A			N/A
CalTrust - Short Term	CalTrust2010	115.85	1,160.78	1,161.94	NR	NR	0.00	N/A	N/A			N/A
CalTrust - Short Term	CalTrust2010	131.99	1,323.90	1,323.90	NR	NR	0.00	N/A	N/A			N/A
CalTrust - Short Term	CalTrust2010	129.66	1,300.47	1,300.47	NR	NR	0.00	N/A	N/A			N/A
CalTrust - Short Term	CalTrust2010	125.03	1,254.05	1,254.05	NR	NR	0.00	N/A	N/A			N/A
CalTrust - Short Term	CalTrust2010	122.63	1,228.73	1,229.96	NR	NR	0.00	N/A	N/A			N/A
CalTrust - Short Term	CalTrust2010	98.08	982.74	983.72	NR	NR	0.00	N/A	N/A			N/A
CalTrust - Short Term	CalTrust2010	93.60	936.93	938.80	NR	NR	0.00	N/A	N/A			N/A
CalTrust - Short Term	CalTrust2010	88.80	889.80	890.68	NR	NR	0.00	N/A	N/A			N/A



City of Gardena
Portfolio Holdings
GASB 40 Compliance Report
October 31, 2016

Description	CUSIP/ Ticker	Face Amount/ Shares	Book Value	Market Value	Moodys	S&P	% of Portfolio	Days To Maturity	Days To Call/Mat.	Maturity Date	Next Call Date	Duration To Mat.
CalTrust - Short Term	CalTrust2010	100.19	1,003.87	1,004.88	NR	NR	0.00	N/A	N/A			N/A
CalTrust - Short Term	CalTrust2010	114.77	1,150.02	1,151.16	NR	NR	0.00	N/A	N/A			N/A
Sub Total / Average		806,715.69	8,107,671.16	8,121,634.44			2.69	N/A	N/A			N/A
Negotiable Certificate Of Deposit												
Ally Bank 1.2 7/1/2019	02006LF32	248,000.00	248,000.00	248,736.56	NR	NR	0.83	973	973	07/01/2019		2.62
AMEX CENT BK 2 5/7/2020	02587DXU7	250,000.00	250,000.00	256,395.00	NR	NR	0.83	1,284	1,284	05/07/2020		3.39
Apple Bank for Savings 0.85 10/16/2017	03784JQQ0	248,000.00	248,000.00	248,664.64	NR	NR	0.83	350	350	10/16/2017		0.96
Bank NC Thom 1 6/19/2017	06414QTS8	248,000.00	248,000.00	248,649.76	None	None	0.83	231	231	06/19/2017		0.63
Barclays Bk Delaware 2.1 8/13/2019	06740KHS9	248,000.00	248,000.00	254,162.80	None	None	0.83	1,016	1,016	08/13/2019		2.71
Beneficial Bank 1.55 10/7/2021	08173QBS4	248,000.00	248,000.00	247,687.52	NR	NR	0.83	1,802	1,802	10/07/2021		4.76
BMO Harris Bk 1.05 8/17/2018	05581WJT3	248,000.00	248,000.00	248,091.76	None	None	0.83	655	655	08/17/2018		1.78
BMW 2.2 9/30/2020	05580ACZ5	248,000.00	248,000.00	257,109.04	NR	NR	0.83	1,430	1,430	09/30/2020		3.77
Capital One Bk USA 1.7 4/6/2021	140420XR6	248,000.00	248,000.00	253,475.84	NR	NR	0.83	1,618	1,618	04/06/2021		4.28
Capitol One NA 2.25 9/30/2020	14042RAK7	248,000.00	248,000.00	257,099.12	NR	NR	0.83	1,430	1,430	09/30/2020		3.77
Cathay Bk 0.75 12/14/2016	149159JW6	248,000.00	248,000.00	248,081.84	NR	NR	0.83	44	44	12/14/2016		0.12
CIT Bank, UT 0.9 5/1/2017	17284CCY8	250,000.00	250,000.00	250,427.50	NR	NR	0.83	182	182	05/01/2017		0.50
COMENITY CAP BK 1.25 4/24/2019	20033AST4	248,000.00	248,000.00	247,905.76	NR	NR	0.83	905	905	04/24/2019		2.44
Compass Bank, AL 2 10/9/2018	20451PFD3	248,000.00	248,000.00	253,026.96	NR	NR	0.83	708	708	10/09/2018		1.91
Customers Bank 0.8 3/20/2017	23204HAW8	248,000.00	248,000.00	248,257.92	NR	NR	0.83	140	140	03/20/2017		0.39
Discover 2 5/13/2020	254672NN4	250,000.00	250,000.00	256,832.50	NR	NR	0.83	1,290	1,290	05/13/2020		3.40
Enerbank 1.7 12/18/2018	29266NG43	248,000.00	248,000.00	251,774.56	NR	NR	0.83	778	778	12/18/2018		2.09
First Bus Bk 1.55 3/6/2020	31938QL36	248,000.00	248,000.00	251,085.12	NR	NR	0.83	1,222	1,222	03/06/2020		3.25
Goldman Sachs 2.3 11/25/2020	38148J3E9	245,000.00	245,000.00	253,538.25	NR	NR	0.82	1,486	1,486	11/25/2020		3.87
Investors Comm Bk 1.5 2/26/2021	46147URQ5	248,000.00	248,000.00	253,394.00	NR	NR	0.83	1,579	1,579	02/26/2021		4.19
Key Bank 1.35 10/15/2018	49306SVH6	248,000.00	248,000.00	251,588.56	None	None	0.83	714	714	10/15/2018		1.94
Leumi NY Bk 2 12/17/2019	063248EY0	248,000.00	248,000.00	255,325.92	NR	NR	0.83	1,142	1,142	12/17/2019		3.03
MB Financial Bk 1.4 4/15/2021	55266CRD0	248,000.00	248,000.00	253,505.60	NR	NR	0.83	1,627	1,627	04/15/2021		4.32
Medallion Bk Utah 1.2 4/26/2019	58403B3T1	248,000.00	248,000.00	250,028.64	NR	NR	0.83	907	907	04/26/2019		2.45
Meridian 0.9 9/29/2017	58958PCL6	248,000.00	248,000.00	249,078.80	None	None	0.83	333	333	09/29/2017		0.91
Morton Cmnty BK 1.05 4/10/2018	619165GA5	248,000.00	248,000.00	248,748.96	None	None	0.83	526	526	04/10/2018		1.43



City of Gardena
Portfolio Holdings
GASB 40 Compliance Report
October 31, 2016

Description	CUSIP/ Ticker	Face Amount/ Shares	Book Value	Market Value	Moody's	S&P	% of Portfolio	Days To Maturity	Days To Call/Mat.	Maturity Date	Next Call Date	Duration To Mat.
Nebraska St Bk & Trust Broken Bow 1.2 1/15	63969ABR4	248,000.00	248,000.00	251,992.80	NR	NR	0.83	1,171	1,171	01/15/2020		3.15
Riverwood Bank, MN 1.25 10/10/2017	76951DAD2	248,000.00	248,000.00	250,088.16	NR	NR	0.83	344	344	10/10/2017		0.94
Sallie Mae Bk 2.1 8/13/2019	795450SJ5	248,000.00	248,000.00	254,232.24	None	None	0.83	1,016	1,016	08/13/2019		2.71
Synchrony Bank 1.55 6/29/2021	87164XMJ2	248,000.00	248,000.00	249,869.92	NR	NR	0.83	1,702	1,702	06/29/2021		4.49
Wash Tr Co West 0.8 3/20/2017	940637FU0	248,000.00	248,000.00	248,555.52	NR	NR	0.83	140	140	03/20/2017		0.39
WELL FARGO 1.55 11/19/2018	9497482T3	248,000.00	248,000.00	251,414.96	NR	NR	0.83	749	749	11/19/2018		2.02
Sub Total / Average		7,939,000.00	7,939,000.00	8,048,826.53			26.51	921	921			2.46
Total / Average		29,947,785.36	37,248,740.83	37,358,710.64			100	503	321			1.29



CITY OF GARDENA
Portfolio Management
Portfolio Summary
November 30, 2016

City of Gardena
1700 W. 162nd St.
Gardena, CA 90247
(310)217-9693

Consent Calendar
Agenda No. 5.C.(2)(c)
December 13, 2016

I certify that this report accurately reflects all pooled investments and is in conformity with the investment policy statement adopted by the Gardena City Council on June 14, 2016. The Investment Program, herein, provides sufficient cash flow liquidity to meet the next six months estimated expenditures in accordance with Gov. Code, 53646(b)(1). The pricing of securities are done by US Bank and Interactive Data Services. Moody's Investor Service rates the Manage Pool Accounts AAA.

Treasury Rates as of November 30, 2016

3 Month 0.4770%
6 Month 0.6050%
1 Year 0.7750%

Total Earnings

November 2016 Month Ending

Fiscal Year to Date

Current Year

23,608.22

173,939.78

Security Type	Face Amount/Shares	Market Value	Book Value	% of Portfolio	YTM @ Cost	Days To Maturity
Certificate Of Deposit	498,800.00	498,800.00	498,800.00	1.67	0.53	192
Corporate Bond	1,000,000.00	1,000,970.00	1,000,000.00	3.34	1.14	516
FHLB Bond	1,000,000.00	998,870.00	1,000,000.00	3.34	1.35	819
FHLMC Bond	2,000,000.00	1,963,080.00	2,000,000.00	6.68	1.30	1,166
FNMA Bond	2,500,000.00	2,454,370.00	2,500,000.00	8.35	1.44	1,337
Local Government Investment Pool	14,203,269.67	14,203,269.67	14,203,269.67	47.43	0.68	1
Mutual Fund	807,389.28	8,102,161.61	8,114,453.66	2.70	0.00	0
Negotiable Certificate Of Deposit	7,939,000.00	8,034,864.27	7,939,000.00	26.51	1.47	891
Total / Average	29,948,458.95	37,256,385.55	37,255,523.33	100.00	0.81	381


J. Ingrid Tsukiyama, City Treasurer

120816
Date

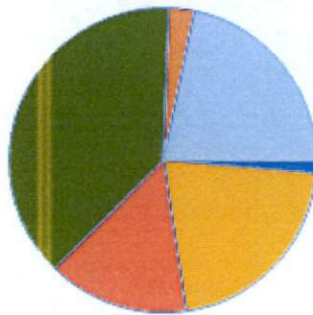


City of Gardena Distribution by Asset Category - Book Value All Portfolios

Begin Date: 10/31/2016, End Date: 11/30/2016

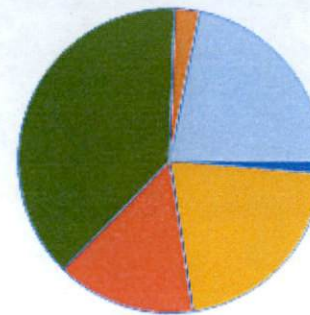
Asset Category Allocation				
Asset Category	Book Value 10/31/2016	% of Portfolio 10/31/2016	Book Value 11/30/2016	% of Portfolio 11/30/2016
Certificate of Deposit - Bank	498,800.00	1.34	498,800.00	1.34
Certificate of Deposit - Negotiable	7,939,000.00	21.31	7,939,000.00	21.31
Federal Agency Coupon Securities	5,500,000.00	14.77	5,500,000.00	14.76
Managed Pool Accounts	14,203,269.67	38.13	14,203,269.67	38.12
Medium Term Notes	1,000,000.00	2.68	1,000,000.00	2.68
Mutual Fund	8,107,671.16	21.77	8,114,453.66	21.78
Total / Average	37,248,740.83	100.00	37,255,523.33	100.00

Portfolio Holdings as of 10/31/2016



- 1.34%-Certificate of...
- 21.31%-Certificate o...
- 14.77%-Federal Agenc...
- 38.13%-Managed Pool ...
- 2.68%-Medium Term No...
- 21.77%-Mutual Fund

Portfolio Holdings as of 11/30/2016



- 1.34%-Certificate of...
- 21.31%-Certificate o...
- 14.76%-Federal Agenc...
- 38.12%-Managed Pool ...
- 2.68%-Medium Term No...
- 21.78%-Mutual Fund



City of Gardena
Portfolio Holdings
Portfolio Details - Investments
November 30, 2016

Description	CUSIP/ Ticker	Transaction ID	Settlement Date	Face Amount/ Shares	Market Value	Book Value	YTM @ Cost	Days To Maturity	Maturity Date
Certificate of Deposit - Bank									
ICB 0.4 5/22/2017	CD6553B		05/23/2015	249,000.00	249,000.00	249,000.00	0.400	173	05/22/2017
Opus Bank 0.65 6/28/2017	CD3527		06/28/2016	249,800.00	249,800.00	249,800.00	0.650	210	06/28/2017
Sub Total / Average				498,800.00	498,800.00	498,800.00	0.525	192	

Certificate of Deposit - Negotiable									
Ally Bank 1.2 7/1/2019	02006LF32		06/30/2016	248,000.00	248,339.76	248,000.00	1.200	943	07/01/2019
AMEX CENT BK 2 5/7/2020	02587DXU7		05/14/2015	250,000.00	255,760.00	250,000.00	2.000	1,254	05/07/2020
Apple Bank for Savings 0.85 10/16/2017	03784JQQ0		04/06/2016	248,000.00	248,562.96	248,000.00	0.850	320	10/16/2017
Bank NC Thom 1 6/19/2017	06414QTS8		12/19/2014	248,000.00	248,496.00	248,000.00	1.000	201	06/19/2017
Barclays Bk Delaware 2.1 8/13/2019	06740KHS9		08/13/2014	248,000.00	253,589.92	248,000.00	2.100	986	08/13/2019
Beneficial Bank 1.55 10/7/2021	08173QBS4		10/07/2016	248,000.00	247,258.48	248,000.00	1.550	1,772	10/07/2021
BMO Harris Bk 1.05 8/17/2018	05581WJT3		08/18/2016	248,000.00	247,776.80	248,000.00	1.050	625	08/17/2018
BMW 2.2 9/30/2020	05580ACZ5		09/30/2015	248,000.00	256,389.84	248,000.00	2.200	1,400	09/30/2020
Capital One Bk USA 1.7 4/6/2021	140420XR6		04/06/2016	248,000.00	252,858.32	248,000.00	1.700	1,588	04/06/2021
Capitol One NA 2.25 9/30/2020	14042RAK7		09/30/2015	248,000.00	256,382.40	248,000.00	2.250	1,400	09/30/2020
Cathay Bk 0.75 12/14/2016	149159JW6		03/14/2014	248,000.00	248,037.20	248,000.00	0.750	14	12/14/2016
CIT Bank, UT 0.9 5/1/2017	17284CCY8	10,333	05/01/2013	250,000.00	250,320.00	250,000.00	0.900	152	05/01/2017
COMENITY CAP BK 1.25 4/24/2019	20033AST4		10/24/2016	248,000.00	247,568.48	248,000.00	1.250	875	04/24/2019
Compass Bank, AL 2 10/9/2018	20451PFD3	10,344	10/09/2013	248,000.00	252,459.04	248,000.00	2.000	678	10/09/2018
Customers Bank 0.8 3/20/2017	23204HAW8		03/19/2014	248,000.00	248,186.00	248,000.00	0.800	110	03/20/2017
Discover 2 5/13/2020	254672NN4		05/14/2015	250,000.00	256,187.50	250,000.00	2.000	1,260	05/13/2020
Enerbank 1.7 12/18/2018	29266NG43		12/18/2014	248,000.00	251,199.20	248,000.00	1.700	748	12/18/2018
First Bus Bk 1.55 3/6/2020	31938QL36		05/08/2015	248,000.00	250,551.92	248,000.00	1.550	1,192	03/06/2020
Goldman Sachs 2.3 11/25/2020	38148J3E9		11/25/2015	245,000.00	252,822.85	245,000.00	2.300	1,456	11/25/2020
Investors Comm Bk 1.5 2/26/2021	46147URQ5		03/31/2016	248,000.00	252,759.12	248,000.00	1.500	1,549	02/26/2021
Key Bank 1.35 10/15/2018	49306SVH6		10/14/2015	248,000.00	251,067.76	248,000.00	1.350	684	10/15/2018
Leumi NY Bk 2 12/17/2019	063248EY0		12/17/2014	248,000.00	254,705.92	248,000.00	2.000	1,112	12/17/2019
MB Financial Bk 1.4 4/15/2021	55266CRD0		04/15/2016	248,000.00	252,883.12	248,000.00	1.400	1,597	04/15/2021



City of Gardena
Portfolio Holdings
Portfolio Details - Investments
November 30, 2016

Description	CUSIP/ Ticker	Transaction ID	Settlement Date	Face Amount/ Shares	Market Value	Book Value	YTM @ Cost	Days To Maturity	Maturity Date
Medallion Bk Utah 1.2 4/26/2019	58403B3T1		04/26/2016	248,000.00	249,621.92	248,000.00	1.200	877	04/26/2019
Meridian 0.9 9/29/2017	58958PCL6		03/31/2015	248,000.00	248,937.44	248,000.00	0.900	303	09/29/2017
Morton Cmnty BK 1.05 4/10/2018	619165GA5		04/10/2015	248,000.00	248,528.24	248,000.00	1.050	496	04/10/2018
Nebraska St Bk & Trust Broken Bow 1.2 1/15	63969ABR4		04/15/2016	248,000.00	251,442.24	248,000.00	1.200	1,141	01/15/2020
Riverwood Bank, MN 1.25 10/10/2017	76951DAD2	10,345	10/08/2013	248,000.00	249,879.84	248,000.00	1.250	314	10/10/2017
Sallie Mae Bk 2.1 8/13/2019	795450SJ5		08/13/2014	248,000.00	253,656.88	248,000.00	2.100	986	08/13/2019
Synchrony Bank 1.55 6/29/2021	87164XMJ2		06/29/2016	248,000.00	249,356.56	248,000.00	1.550	1,672	06/29/2021
Wash Tr Co West 0.8 3/20/2017	940637FU0		03/19/2014	248,000.00	248,426.56	248,000.00	0.800	110	03/20/2017
WELL FARGO 1.55 11/19/2018	9497482T3		11/18/2015	248,000.00	250,852.00	248,000.00	1.550	719	11/19/2018
Sub Total / Average				7,939,000.00	8,034,864.27	7,939,000.00	1.469	891	
Federal Agency Coupon Securities									
FHLB 1 7/7/2017-15	3130A2E51		07/07/2014	500,000.00	500,610.00	500,000.00	1.000	219	07/07/2017
FHLB 1.7 10/19/2020-17	3130A6LQ8		10/19/2015	500,000.00	498,260.00	500,000.00	1.700	1,419	10/19/2020
FHLMC 1 7/27/2018-17	3134G8XA2		04/27/2016	1,000,000.00	994,700.00	1,000,000.00	1.000	604	07/27/2018
FHLMC 1.6 8/25/2021-16	3134G95L7		08/25/2016	1,000,000.00	968,380.00	1,000,000.00	1.600	1,729	08/25/2021
FNMA 1.01 10/26/2018-16	3136G2PJ0		10/26/2015	500,000.00	499,090.00	500,000.00	1.010	695	10/26/2018
FNMA 1.5 8/25/2021-17	3136G3Y25		08/25/2016	1,000,000.00	967,860.00	1,000,000.00	1.500	1,729	08/25/2021
FNMA 1.6 5/19/2020-17	3136G2HF7		05/19/2015	1,000,000.00	987,420.00	1,000,000.00	1.600	1,266	05/19/2020
Sub Total / Average				5,500,000.00	5,416,320.00	5,500,000.00	1.374	1,181	
Managed Pool Accounts									
Local Agency Investment Fund LGIP	LGIP9326		06/30/2013	14,203,269.67	14,203,269.67	14,203,269.67	0.678	1	N/A
Sub Total / Average				14,203,269.67	14,203,269.67	14,203,269.67	0.678	1	
Medium Term Notes									
Toyota Motor Credit Var. Corp 4/30/2018	89236TAJ4	10,332	04/30/2013	1,000,000.00	1,000,970.00	1,000,000.00	1.137	516	04/30/2018
Sub Total / Average				1,000,000.00	1,000,970.00	1,000,000.00	1.137	516	



City of Gardena
Portfolio Holdings
Portfolio Details - Investments
November 30, 2016

Description	CUSIP/ Ticker	Transaction ID	Settlement Date	Face Amount/ Shares	Market Value	Book Value	YTM @ Cost	Days To Maturity	Maturity Date
Mutual Fund									
CalTrust - Medium Term	CalTrust2020		07/01/2016	495.99	4,979.71	5,024.35	N/A	N/A	
CalTrust - Medium Term	CalTrust2020		06/26/2015	598,205.91	6,005,987.37	6,017,951.47	N/A	N/A	
CalTrust - Medium Term	CalTrust2020		10/03/2016	501.76	5,037.72	5,067.83	N/A	N/A	
CalTrust - Medium Term	CalTrust2020		09/01/2016	512.25	5,142.99	5,173.72	N/A	N/A	
CalTrust - Medium Term	CalTrust2020		06/01/2016	506.64	5,086.64	5,106.90	N/A	N/A	
CalTrust - Medium Term	CalTrust2020		07/01/2015	67.67	679.44	680.79	N/A	N/A	
CalTrust - Medium Term	CalTrust2020		03/01/2016	466.28	4,681.48	4,695.47	N/A	N/A	
CalTrust - Medium Term	CalTrust2020		01/04/2016	467.83	4,697.01	4,692.34	N/A	N/A	
CalTrust - Medium Term	CalTrust2020		05/02/2016	490.61	4,925.74	4,950.28	N/A	N/A	
CalTrust - Medium Term	CalTrust2020		02/01/2016	476.72	4,786.26	4,800.56	N/A	N/A	
CalTrust - Medium Term	CalTrust2020		11/02/2015	432.12	4,338.50	4,351.47	N/A	N/A	
CalTrust - Medium Term	CalTrust2020		10/01/2015	433.91	4,356.48	4,373.83	N/A	N/A	
CalTrust - Medium Term	CalTrust2020		08/03/2015	414.36	4,160.20	4,172.64	N/A	N/A	
CalTrust - Medium Term	CalTrust2020		09/01/2015	416.27	4,179.38	4,183.54	N/A	N/A	
CalTrust - Medium Term	CalTrust2020		11/01/2016	527.57	5,296.79	5,317.90	N/A	N/A	
CalTrust - Medium Term	CalTrust2020		08/01/2016	513.08	5,151.30	5,192.35	N/A	N/A	
CalTrust - Medium Term	CalTrust2020		04/01/2016	670.57	6,732.48	6,766.01	N/A	N/A	
CalTrust - Medium Term	CalTrust2020		12/01/2015	448.25	4,500.43	4,504.91	N/A	N/A	
CalTrust - Short Term	CalTrust2010		06/26/2015	199,600.80	1,999,999.99	2,000,000.00	N/A	N/A	
CalTrust - Short Term	CalTrust2010		07/01/2015	13.79	138.17	138.17	N/A	N/A	
CalTrust - Short Term	CalTrust2010		09/01/2016	129.66	1,299.17	1,300.47	N/A	N/A	
CalTrust - Short Term	CalTrust2010		08/01/2016	125.03	1,252.80	1,254.05	N/A	N/A	
CalTrust - Short Term	CalTrust2010		10/03/2016	131.99	1,322.58	1,323.90	N/A	N/A	
CalTrust - Short Term	CalTrust2010		12/01/2015	88.80	889.80	889.80	N/A	N/A	
CalTrust - Short Term	CalTrust2010		11/01/2016	146.02	1,463.14	1,464.60	N/A	N/A	
CalTrust - Short Term	CalTrust2010		06/01/2016	122.63	1,228.73	1,228.73	N/A	N/A	
CalTrust - Short Term	CalTrust2010		03/31/2016	100.19	1,003.87	1,003.87	N/A	N/A	
CalTrust - Short Term	CalTrust2010		02/01/2016	98.08	982.74	982.74	N/A	N/A	



City of Gardena
Portfolio Holdings
Portfolio Details - Investments
November 30, 2016

Description	CUSIP/ Ticker	Transaction ID	Settlement Date	Face Amount/ Shares	Market Value	Book Value	YTM @ Cost	Days To Maturity	Maturity Date
CalTrust - Short Term	CalTrust2010		05/02/2016	114.77	1,150.02	1,150.02	N/A	N/A	
CalTrust - Short Term	CalTrust2010		07/01/2016	119.66	1,199.00	1,200.20	N/A	N/A	
CalTrust - Short Term	CalTrust2010		01/04/2016	93.60	937.86	936.93	N/A	N/A	
CalTrust - Short Term	CalTrust2010		11/02/2015	83.96	841.24	841.24	N/A	N/A	
CalTrust - Short Term	CalTrust2010		09/01/2015	84.83	849.99	849.99	N/A	N/A	
CalTrust - Short Term	CalTrust2010		08/03/2015	83.95	841.21	841.21	N/A	N/A	
CalTrust - Short Term	CalTrust2010		10/01/2015	87.88	880.60	880.60	N/A	N/A	
CalTrust - Short Term	CalTrust2010		04/01/2016	115.85	1,160.78	1,160.78	N/A	N/A	
Sub Total / Average				807,389.28	8,102,161.61	8,114,453.66	N/A	N/A	
Total / Average				29,948,458.95	37,256,385.55	37,255,523.33	1.038	487	



City of Gardena
Monthly Activity - by Portfolio
November 30, 2016

Description	CUSIP/ Ticker	Settlement Date	Maturity Date	Beginning Cost Value	Buy Principal	Buy Accrued Interest	Sell Principal	Sell Accrued Interest	Interest/ Dividends	Ending Cost Value
City of Gardena - CalTrust Medium Term										
CalTrust - Medium Term	CalTrust2020	09/01/2016	N/A	5,173.72	0.00	0.00	0.00	0.00	4.50	5,173.72
CalTrust - Medium Term	CalTrust2020	06/26/2015	N/A	6,017,951.48	0.00	0.00	0.00	0.00	5,253.66	6,017,951.48
CalTrust - Medium Term	CalTrust2020	08/01/2016	N/A	5,192.35	0.00	0.00	0.00	0.00	4.51	5,192.35
CalTrust - Medium Term	CalTrust2020	07/01/2015	N/A	680.79	0.00	0.00	0.00	0.00	0.59	680.79
CalTrust - Medium Term	CalTrust2020	06/01/2016	N/A	5,106.90	0.00	0.00	0.00	0.00	4.45	5,106.90
CalTrust - Medium Term	CalTrust2020	04/01/2016	N/A	6,766.01	0.00	0.00	0.00	0.00	5.89	6,766.01
CalTrust - Medium Term	CalTrust2020	07/01/2016	N/A	5,024.35	0.00	0.00	0.00	0.00	4.36	5,024.35
CalTrust - Medium Term	CalTrust2020	10/03/2016	N/A	5,067.83	0.00	0.00	0.00	0.00	4.41	5,067.83
CalTrust - Medium Term	CalTrust2020	12/01/2015	N/A	4,504.91	0.00	0.00	0.00	0.00	3.94	4,504.91
CalTrust - Medium Term	CalTrust2020	03/01/2016	N/A	4,695.47	0.00	0.00	0.00	0.00	4.10	4,695.47
CalTrust - Medium Term	CalTrust2020	10/01/2015	N/A	4,373.83	0.00	0.00	0.00	0.00	3.81	4,373.83
CalTrust - Medium Term	CalTrust2020	09/01/2015	N/A	4,183.54	0.00	0.00	0.00	0.00	3.66	4,183.54
CalTrust - Medium Term	CalTrust2020	11/02/2015	N/A	4,351.47	0.00	0.00	0.00	0.00	3.80	4,351.47
CalTrust - Medium Term	CalTrust2020	08/03/2015	N/A	4,172.64	0.00	0.00	0.00	0.00	3.64	4,172.64
CalTrust - Medium Term	CalTrust2020	05/02/2016	N/A	4,950.28	0.00	0.00	0.00	0.00	4.31	4,950.28
CalTrust - Medium Term	CalTrust2020	01/04/2016	N/A	4,692.34	0.00	0.00	0.00	0.00	4.11	4,692.34
CalTrust - Medium Term	CalTrust2020	02/01/2016	N/A	4,800.56	0.00	0.00	0.00	0.00	4.19	4,800.56
CalTrust - Medium Term	CalTrust2020	11/01/2016	N/A	0.00	5,317.90	0.00	0.00	0.00	0.00	5,317.90
Sub Total/Average City of Gardena - CalTrust Medium Term				6,091,688.47	5,317.90	0.00	0.00	0.00	5,317.90	6,097,006.37
City of Gardena - CalTrust Short Term										
CalTrust - Short Term	CalTrust2010	11/02/2015	N/A	841.24	0.00	0.00	0.00	0.00	0.61	841.24
CalTrust - Short Term	CalTrust2010	08/03/2015	N/A	841.21	0.00	0.00	0.00	0.00	0.61	841.21
CalTrust - Short Term	CalTrust2010	06/26/2015	N/A	2,000,000.00	0.00	0.00	0.00	0.00	1,452.99	2,000,000.00
CalTrust - Short Term	CalTrust2010	07/01/2015	N/A	138.17	0.00	0.00	0.00	0.00	0.10	138.17
CalTrust - Short Term	CalTrust2010	09/01/2015	N/A	849.99	0.00	0.00	0.00	0.00	0.62	849.99
CalTrust - Short Term	CalTrust2010	10/01/2015	N/A	880.60	0.00	0.00	0.00	0.00	0.64	880.60
CalTrust - Short Term	CalTrust2010	07/01/2016	N/A	1,200.20	0.00	0.00	0.00	0.00	0.87	1,200.20
CalTrust - Short Term	CalTrust2010	04/01/2016	N/A	1,160.78	0.00	0.00	0.00	0.00	0.84	1,160.78
CalTrust - Short Term	CalTrust2010	10/03/2016	N/A	1,323.90	0.00	0.00	0.00	0.00	0.96	1,323.90
CalTrust - Short Term	CalTrust2010	09/01/2016	N/A	1,300.47	0.00	0.00	0.00	0.00	0.94	1,300.47
CalTrust - Short Term	CalTrust2010	08/01/2016	N/A	1,254.05	0.00	0.00	0.00	0.00	0.91	1,254.05



City of Gardena
Monthly Activity - by Portfolio
November 30, 2016

Description	CUSIP/ Ticker	Settlement Date	Maturity Date	Beginning Cost Value	Buy Principal	Buy Accrued Interest	Sell Principal	Sell Accrued Interest	Interest/ Dividends	Ending Cost Value
CalTrust - Short Term	CalTrust2010	06/01/2016	N/A	1,228.73	0.00	0.00	0.00	0.00	0.89	1,228.73
CalTrust - Short Term	CalTrust2010	02/01/2016	N/A	982.74	0.00	0.00	0.00	0.00	0.71	982.74
CalTrust - Short Term	CalTrust2010	01/04/2016	N/A	936.93	0.00	0.00	0.00	0.00	0.68	936.93
CalTrust - Short Term	CalTrust2010	12/01/2015	N/A	889.80	0.00	0.00	0.00	0.00	0.65	889.80
CalTrust - Short Term	CalTrust2010	03/31/2016	N/A	1,003.87	0.00	0.00	0.00	0.00	0.73	1,003.87
CalTrust - Short Term	CalTrust2010	05/02/2016	N/A	1,150.02	0.00	0.00	0.00	0.00	0.84	1,150.02
CalTrust - Short Term	CalTrust2010	11/01/2016	N/A	0.00	1,464.60	0.00	0.00	0.00	0.00	1,464.60
Sub Total/Average City of Gardena - CalTrust Short Term				2,015,982.70	1,464.60	0.00	0.00	0.00	1,464.60	2,017,447.30
City of Gardena - Fixed Income										
ICB 0.4 5/22/2017	CD6553B	05/23/2015	05/22/2017	249,000.00	0.00	0.00	0.00	0.00	83.00	249,000.00
Opus Bank 0.65 6/28/2017	CD3527	06/28/2016	06/28/2017	249,800.00	0.00	0.00	0.00	0.00	133.49	249,800.00
Sub Total/Average City of Gardena - Fixed Income				498,800.00	0.00	0.00	0.00	0.00	216.49	498,800.00
City of Gardena - Liquid Assets										
Local Agency Investment Fund LGIP	LGIP9326	06/30/2013	N/A	14,203,269.67	0.00	0.00	0.00	0.00	0.00	14,203,269.67
Sub Total/Average City of Gardena - Liquid Assets				14,203,269.67	0.00	0.00	0.00	0.00	0.00	14,203,269.67
City of Gardena - US Bank										
Ally Bank 1.2 7/1/2019	02006LF32	06/30/2016	07/01/2019	248,000.00	0.00	0.00	0.00	0.00	0.00	248,000.00
AMEX CENT BK 2 5/7/2020	02587DXU7	05/14/2015	05/07/2020	250,000.00	0.00	0.00	0.00	0.00	2,520.55	250,000.00
Apple Bank for Savings 0.85 10/16/2017	03784JQQ0	04/06/2016	10/16/2017	248,000.00	0.00	0.00	0.00	0.00	0.00	248,000.00
Bank NC Thom 1 6/19/2017	06414QTS8	12/19/2014	06/19/2017	248,000.00	0.00	0.00	0.00	0.00	210.63	248,000.00
Barclays Bk Delaware 2.1 8/13/2019	06740KHS9	08/13/2014	08/13/2019	248,000.00	0.00	0.00	0.00	0.00	0.00	248,000.00
Beneficial Bank 1.55 10/7/2021	08173QBS4	10/07/2016	10/07/2021	248,000.00	0.00	0.00	0.00	0.00	0.00	248,000.00
BMO Harris Bk 1.05 8/17/2018	05581WJT3	08/18/2016	08/17/2018	248,000.00	0.00	0.00	0.00	0.00	0.00	248,000.00
BMW 2.2 9/30/2020	05580ACZ5	09/30/2015	09/30/2020	248,000.00	0.00	0.00	0.00	0.00	0.00	248,000.00
Capital One Bk USA 1.7 4/6/2021	140420XR6	04/06/2016	04/06/2021	248,000.00	0.00	0.00	0.00	0.00	0.00	248,000.00
Capital One NA 2.25 9/30/2020	14042RAK7	09/30/2015	09/30/2020	248,000.00	0.00	0.00	0.00	0.00	0.00	248,000.00
Cathay Bk 0.75 12/14/2016	149159JW6	03/14/2014	12/14/2016	248,000.00	0.00	0.00	0.00	0.00	157.97	248,000.00
CIT Bank, UT 0.9 5/1/2017	17284CCY8	05/01/2013	05/01/2017	250,000.00	0.00	0.00	0.00	0.00	1,134.25	250,000.00
COMENITY CAP BK 1.25 4/24/2019	20033AST4	10/24/2016	04/24/2019	248,000.00	0.00	0.00	0.00	0.00	263.29	248,000.00
Compass Bank, AL 2 10/9/2018	20451PFD3	10/09/2013	10/09/2018	248,000.00	0.00	0.00	0.00	0.00	0.00	248,000.00



City of Gardena
Monthly Activity - by Portfolio
November 30, 2016

Description	CUSIP/ Ticker	Settlement Date	Maturity Date	Beginning Cost Value	Buy Principal	Buy Accrued Interest	Sell Principal	Sell Accrued Interest	Interest/ Dividends	Ending Cost Value
Customers Bank 0.8 3/20/2017	23204HAW8	03/19/2014	03/20/2017	248,000.00	0.00	0.00	0.00	0.00	0.00	248,000.00
Discover 2 5/13/2020	254672NN4	05/14/2015	05/13/2020	250,000.00	0.00	0.00	0.00	0.00	2,520.55	250,000.00
Enerbank 1.7 12/18/2018	29266NG43	12/18/2014	12/18/2018	248,000.00	0.00	0.00	0.00	0.00	358.07	248,000.00
FHLB 1 7/7/2017-15	3130A2E51	07/07/2014	07/07/2017	500,000.00	0.00	0.00	0.00	0.00	0.00	500,000.00
FHLB 1.7 10/19/2020-17	3130A6LQ8	10/19/2015	10/19/2020	500,000.00	0.00	0.00	0.00	0.00	0.00	500,000.00
FHLMC 1 7/27/2018-17	3134G8XA2	04/27/2016	07/27/2018	1,000,000.00	0.00	0.00	0.00	0.00	0.00	1,000,000.00
FHLMC 1.6 8/25/2021-16	3134G95L7	08/25/2016	08/25/2021	1,000,000.00	0.00	0.00	0.00	0.00	0.00	1,000,000.00
First Bus Bk 1.55 3/6/2020	31938QL36	05/08/2015	03/06/2020	248,000.00	0.00	0.00	0.00	0.00	1,937.80	248,000.00
FNMA 1.01 10/26/2018-16	3136G2PJ0	10/26/2015	10/26/2018	500,000.00	0.00	0.00	0.00	0.00	0.00	500,000.00
FNMA 1.5 8/25/2021-17	3136G3Y25	08/25/2016	08/25/2021	1,000,000.00	0.00	0.00	0.00	0.00	0.00	1,000,000.00
FNMA 1.6 5/19/2020-17	3136G2HF7	05/19/2015	05/19/2020	1,000,000.00	0.00	0.00	0.00	0.00	8,000.00	1,000,000.00
Goldman Sachs 2.3 11/25/2020	38148J3E9	11/25/2015	11/25/2020	245,000.00	0.00	0.00	0.00	0.00	2,840.66	245,000.00
Investors Comm Bk 1.5 2/26/2021	46147URQ5	03/31/2016	02/26/2021	248,000.00	0.00	0.00	0.00	0.00	315.95	248,000.00
Key Bank 1.35 10/15/2018	49306SVH6	10/14/2015	10/15/2018	248,000.00	0.00	0.00	0.00	0.00	0.00	248,000.00
Leumi NY Bk 2 12/17/2019	063248EY0	12/17/2014	12/17/2019	248,000.00	0.00	0.00	0.00	0.00	0.00	248,000.00
MB Financial Bk 1.4 4/15/2021	55266CRD0	04/15/2016	04/15/2021	248,000.00	0.00	0.00	0.00	0.00	294.88	248,000.00
Medallion Bk Utah 1.2 4/26/2019	58403B3T1	04/26/2016	04/26/2019	248,000.00	0.00	0.00	0.00	0.00	252.76	248,000.00
Meridian 0.9 9/29/2017	58958PCL6	03/31/2015	09/29/2017	248,000.00	0.00	0.00	0.00	0.00	189.57	248,000.00
Morton Cmnty BK 1.05 4/10/2018	619165GA5	04/10/2015	04/10/2018	248,000.00	0.00	0.00	0.00	0.00	221.16	248,000.00
Nebraska St Bk & Trust Broken Bow 1.2 1/15/202	63969ABR4	04/15/2016	01/15/2020	248,000.00	0.00	0.00	0.00	0.00	252.76	248,000.00
Riverwood Bank, MN 1.25 10/10/2017	76951DAD2	10/08/2013	10/10/2017	248,000.00	0.00	0.00	0.00	0.00	0.00	248,000.00
Sallie Mae Bk 2.1 8/13/2019	795450SJ5	08/13/2014	08/13/2019	248,000.00	0.00	0.00	0.00	0.00	0.00	248,000.00
Synchrony Bank 1.55 6/29/2021	87164XMJ2	06/29/2016	06/29/2021	248,000.00	0.00	0.00	0.00	0.00	0.00	248,000.00
Toyota Motor Credit Var. Corp 4/30/2018	89236TAJ4	04/30/2013	04/30/2018	1,000,000.00	0.00	0.00	0.00	0.00	0.00	1,000,000.00
Wash Tr Co West 0.8 3/20/2017	940637FU0	03/19/2014	03/20/2017	248,000.00	0.00	0.00	0.00	0.00	0.00	248,000.00
WELL FARGO 1.55 11/19/2018	9497482T3	11/18/2015	11/19/2018	248,000.00	0.00	0.00	0.00	0.00	326.48	248,000.00
Sub Total/Average City of Gardena - US Bank				14,439,000.00	0.00	0.00	0.00	0.00	21,797.33	14,439,000.00
Total / Average				37,248,740.84	6,782.50	0.00	0.00	0.00	28,796.32	37,255,523.34



City of Gardena
Portfolio Holdings
Interest Earned During Period - Book Value
November 30, 2016 - Month to Date

Description	CUSIP/ Ticker	Sell Accrued Interest	Buy Accrued Interest	Interest/ Dividends	Amortized Discount	Amortized Premium	Difference in Accrued Interest	Interest Earned During Period-BV
City of Gardena - CalTrust Medium Term								
CalTrust - Medium Term	CalTrust2020	0.00	0.00	4.50	N/A	N/A	0.00	4.50
CalTrust - Medium Term	CalTrust2020	0.00	0.00	5,253.66	N/A	N/A	0.00	5,253.66
CalTrust - Medium Term	CalTrust2020	0.00	0.00	4.51	N/A	N/A	0.00	4.51
CalTrust - Medium Term	CalTrust2020	0.00	0.00	0.59	N/A	N/A	0.00	0.59
CalTrust - Medium Term	CalTrust2020	0.00	0.00	4.45	N/A	N/A	0.00	4.45
CalTrust - Medium Term	CalTrust2020	0.00	0.00	5.89	N/A	N/A	0.00	5.89
CalTrust - Medium Term	CalTrust2020	0.00	0.00	4.36	N/A	N/A	0.00	4.36
CalTrust - Medium Term	CalTrust2020	0.00	0.00	4.41	N/A	N/A	0.00	4.41
CalTrust - Medium Term	CalTrust2020	0.00	0.00	3.94	N/A	N/A	0.00	3.94
CalTrust - Medium Term	CalTrust2020	0.00	0.00	4.10	N/A	N/A	0.00	4.10
CalTrust - Medium Term	CalTrust2020	0.00	0.00	3.81	N/A	N/A	0.00	3.81
CalTrust - Medium Term	CalTrust2020	0.00	0.00	3.66	N/A	N/A	0.00	3.66
CalTrust - Medium Term	CalTrust2020	0.00	0.00	3.80	N/A	N/A	0.00	3.80
CalTrust - Medium Term	CalTrust2020	0.00	0.00	3.64	N/A	N/A	0.00	3.64
CalTrust - Medium Term	CalTrust2020	0.00	0.00	4.31	N/A	N/A	0.00	4.31
CalTrust - Medium Term	CalTrust2020	0.00	0.00	4.11	N/A	N/A	0.00	4.11
CalTrust - Medium Term	CalTrust2020	0.00	0.00	4.19	N/A	N/A	0.00	4.19
CalTrust - Medium Term	CalTrust2020	0.00	0.00	0.00	N/A	N/A	0.00	0.00
Sub Total/Average City of Gardena - CalTrust Medium Term		0.00	0.00	5,317.90	0.00	0.00	0.00	5,317.90
City of Gardena - CalTrust Short Term								
CalTrust - Short Term	CalTrust2010	0.00	0.00	0.61	N/A	N/A	0.00	0.61
CalTrust - Short Term	CalTrust2010	0.00	0.00	0.61	N/A	N/A	0.00	0.61
CalTrust - Short Term	CalTrust2010	0.00	0.00	1,452.99	N/A	N/A	0.00	1,452.99
CalTrust - Short Term	CalTrust2010	0.00	0.00	0.10	N/A	N/A	0.00	0.10
CalTrust - Short Term	CalTrust2010	0.00	0.00	0.62	N/A	N/A	0.00	0.62
CalTrust - Short Term	CalTrust2010	0.00	0.00	0.64	N/A	N/A	0.00	0.64



City of Gardena
Portfolio Holdings
Interest Earned During Period - Book Value
November 30, 2016 - Month to Date

Description	CUSIP/ Ticker	Sell Accrued Interest	Buy Accrued Interest	Interest/ Dividends	Amortized Discount	Amortized Premium	Difference in Accrued Interest	Interest Earned During Period-BV
CalTrust - Short Term	CalTrust2010	0.00	0.00	0.87	N/A	N/A	0.00	0.87
CalTrust - Short Term	CalTrust2010	0.00	0.00	0.84	N/A	N/A	0.00	0.84
CalTrust - Short Term	CalTrust2010	0.00	0.00	0.96	N/A	N/A	0.00	0.96
CalTrust - Short Term	CalTrust2010	0.00	0.00	0.94	N/A	N/A	0.00	0.94
CalTrust - Short Term	CalTrust2010	0.00	0.00	0.91	N/A	N/A	0.00	0.91
CalTrust - Short Term	CalTrust2010	0.00	0.00	0.89	N/A	N/A	0.00	0.89
CalTrust - Short Term	CalTrust2010	0.00	0.00	0.71	N/A	N/A	0.00	0.71
CalTrust - Short Term	CalTrust2010	0.00	0.00	0.68	N/A	N/A	0.00	0.68
CalTrust - Short Term	CalTrust2010	0.00	0.00	0.65	N/A	N/A	0.00	0.65
CalTrust - Short Term	CalTrust2010	0.00	0.00	0.73	N/A	N/A	0.00	0.73
CalTrust - Short Term	CalTrust2010	0.00	0.00	0.84	N/A	N/A	0.00	0.84
CalTrust - Short Term	CalTrust2010	0.00	0.00	0.00	N/A	N/A	0.00	0.00
Sub Total/Average City of Gardena - CalTrust Short Term		0.00	0.00	1,464.60	0.00	0.00	0.00	1,464.60
City of Gardena - Fixed Income								
ICB 0.4 5/22/2017	CD6553B	0.00	0.00	83.00	0.00	0.00	-2.73	80.27
Opus Bank 0.65 6/28/2017	CD3527	0.00	0.00	133.49	0.00	0.00	-4.45	129.04
Sub Total/Average City of Gardena - Fixed Income		0.00	0.00	216.49	0.00	0.00	-7.18	209.31
City of Gardena - Liquid Assets								
Local Agency Investment Fund LGIP	LGIP9326	0.00	0.00	0.00	0.00	0.00	0.00	0.00
Sub Total/Average City of Gardena - Liquid Assets		0.00	0.00	0.00	0.00	0.00	0.00	0.00
City of Gardena - US Bank								
Ally Bank 1.2 7/1/2019	02006LF32	0.00	0.00	0.00	0.00	0.00	244.60	244.60
AMEX CENT BK 2 5/7/2020	02587DXU7	0.00	0.00	2,520.55	0.00	0.00	-2,109.59	410.96
Apple Bank for Savings 0.85 10/16/2017	03784JQQ0	0.00	0.00	0.00	0.00	0.00	173.26	173.26
Bank NC Thom 1 6/19/2017	06414QTS8	0.00	0.00	210.63	0.00	0.00	-6.79	203.84



City of Gardena
Portfolio Holdings
Interest Earned During Period - Book Value
November 30, 2016 - Month to Date

Description	CUSIP/ Ticker	Sell Accrued Interest	Buy Accrued Interest	Interest/ Dividends	Amortized Discount	Amortized Premium	Difference in Accrued Interest	Interest Earned During Period-BV
Barclays Bk Delaware 2.1 8/13/2019	06740KHS9	0.00	0.00	0.00	0.00	0.00	428.06	428.06
Beneficial Bank 1.55 10/7/2021	08173QBS4	0.00	0.00	0.00	0.00	0.00	315.94	315.94
BMO Harris Bk 1.05 8/17/2018	05581WJT3	0.00	0.00	0.00	0.00	0.00	214.03	214.03
BMW 2.2 9/30/2020	05580ACZ5	0.00	0.00	0.00	0.00	0.00	448.43	448.43
Capital One Bk USA 1.7 4/6/2021	140420XR6	0.00	0.00	0.00	0.00	0.00	346.52	346.52
Capitol One NA 2.25 9/30/2020	14042RAK7	0.00	0.00	0.00	0.00	0.00	458.63	458.63
Cathay Bk 0.75 12/14/2016	149159JW6	0.00	0.00	157.97	0.00	0.00	-5.10	152.87
CIT Bank, UT 0.9 5/1/2017	17284CCY8	0.00	0.00	1,134.25	0.00	0.00	-949.31	184.94
COMENITY CAP BK 1.25 4/24/2019	20033AST4	0.00	0.00	263.29	0.00	0.00	-8.49	254.80
Compass Bank, AL 2 10/9/2018	20451PFD3	0.00	0.00	0.00	0.00	0.00	407.67	407.67
Customers Bank 0.8 3/20/2017	23204HAW8	0.00	0.00	0.00	0.00	0.00	163.06	163.06
Discover 2 5/13/2020	254672NN4	0.00	0.00	2,520.55	0.00	0.00	-2,109.59	410.96
Enerbank 1.7 12/18/2018	29266NG43	0.00	0.00	358.07	0.00	0.00	-11.55	346.52
FHLB 1 7/7/2017-15	3130A2E51	0.00	0.00	0.00	0.00	0.00	402.78	402.78
FHLB 1.7 10/19/2020-17	3130A6LQ8	0.00	0.00	0.00	0.00	0.00	684.73	684.73
FHLMC 1 7/27/2018-17	3134G8XA2	0.00	0.00	0.00	0.00	0.00	805.56	805.56
FHLMC 1.6 8/25/2021-16	3134G95L7	0.00	0.00	0.00	0.00	0.00	1,288.89	1,288.89
First Bus Bk 1.55 3/6/2020	31938QL36	0.00	0.00	1,937.80	0.00	0.00	-1,621.86	315.94
FNMA 1.01 10/26/2018-16	3136G2PJ0	0.00	0.00	0.00	0.00	0.00	406.80	406.80
FNMA 1.5 8/25/2021-17	3136G3Y25	0.00	0.00	0.00	0.00	0.00	1,208.33	1,208.33
FNMA 1.6 5/19/2020-17	3136G2HF7	0.00	0.00	8,000.00	0.00	0.00	-6,711.11	1,288.89
Goldman Sachs 2.3 11/25/2020	38148J3E9	0.00	0.00	2,840.66	0.00	0.00	-2,377.51	463.15
Investors Comm Bk 1.5 2/26/2021	46147URQ5	0.00	0.00	315.95	0.00	0.00	-10.19	305.76
Key Bank 1.35 10/15/2018	49306SVH6	0.00	0.00	0.00	0.00	0.00	275.18	275.18
Leumi NY Bk 2 12/17/2019	063248EY0	0.00	0.00	0.00	0.00	0.00	407.67	407.67
MB Financial Bk 1.4 4/15/2021	55266CRD0	0.00	0.00	294.88	0.00	0.00	-9.52	285.36
Medallion Bk Utah 1.2 4/26/2019	58403B3T1	0.00	0.00	252.76	0.00	0.00	-8.16	244.60
Meridian 0.9 9/29/2017	58958PCL6	0.00	0.00	189.57	0.00	0.00	-6.11	183.46



City of Gardena
Portfolio Holdings
Interest Earned During Period - Book Value
November 30, 2016 - Month to Date

Description	CUSIP/ Ticker	Sell Accrued Interest	Buy Accrued Interest	Interest/ Dividends	Amortized Discount	Amortized Premium	Difference in Accrued Interest	Interest Earned During Period-BV
Morton Cmnty BK 1.05 4/10/2018	619165GA5	0.00	0.00	221.16	0.00	0.00	-7.14	214.02
Nebraska St Bk & Trust Broken Bow 1.2 1/15/202	63969ABR4	0.00	0.00	252.76	0.00	0.00	-8.15	244.61
Riverwood Bank, MN 1.25 10/10/2017	76951DAD2	0.00	0.00	0.00	0.00	0.00	254.80	254.80
Sallie Mae Bk 2.1 8/13/2019	795450SJ5	0.00	0.00	0.00	0.00	0.00	428.06	428.06
Synchrony Bank 1.55 6/29/2021	87164XMJ2	0.00	0.00	0.00	0.00	0.00	315.94	315.94
Toyota Motor Credit Var. Corp 4/30/2018	89236TAJ4	0.00	0.00	0.00	0.00	0.00	947.78	947.78
Wash Tr Co West 0.8 3/20/2017	940637FU0	0.00	0.00	0.00	0.00	0.00	163.06	163.06
WELL FARGO 1.55 11/19/2018	9497482T3	0.00	0.00	326.48	0.00	0.00	-10.53	315.95
Sub Total/Average City of Gardena - US Bank		0.00	0.00	21,797.33	0.00	0.00	-5,180.92	16,616.41
Total / Average		0.00	0.00	28,796.32	0.00	0.00	-5,188.10	23,608.22

Monthly Portfolio Balances
Fiscal Years 2012/2013 through 2016/2017

<i>Average Annual Portfolio</i>	<i>Fiscal Year</i>	<i>Annual Interest Income</i>
\$ 35,200,625.70	2012/2013	\$181,897.56
\$ 41,984,315.33	2013/2014	\$176,234.60
\$ 47,248,923.96	2014/2015	\$225,682.70
\$ 42,171,556.71	2015/2016	\$345,707.42
\$ 16,344,938.82	2016/2017	\$173,939.78

Portfolio	2012/2013	2013/2014	2014/2015	2015/2016	2016/2017
July	32,370,862.84	41,296,919.90	39,934,618.16	44,344,002.47	40,955,878.21
August	32,470,862.84	43,981,082.33	47,326,618.16	43,850,390.47	40,710,324.61
September	32,070,862.84	41,881,084.18	47,226,618.16	41,752,801.86	39,968,798.80
October	30,288,799.70	39,343,647.38	45,293,716.40	39,773,348.62	37,248,740.83
November	27,738,799.70	37,593,647.38	44,693,716.40	38,774,975.22	37,255,523.33
December	29,038,799.70	36,293,647.38	45,685,716.40	41,081,856.69	-
January	34,304,357.71	41,509,709.38	48,705,206.89	44,201,585.16	-
February	34,494,357.71	41,909,709.38	49,705,206.89	41,382,640.37	-
March	41,949,357.71	42,751,709.38	47,953,229.92	39,143,831.25	-
April	41,472,125.52	45,217,475.76	48,772,146.70	42,412,304.06	-
May	43,105,142.12	47,416,575.76	53,270,146.70	44,418,404.36	-
June	43,103,180.00	44,616,575.76	48,420,146.70	44,922,539.99	-
Average	35,200,625.70	41,984,315.33	47,248,923.96	42,171,556.71	16,344,938.82

Treasury Rates as of November 30, 2016

3 Month	0.477%
6 Month	0.605%
1 Year	0.775%

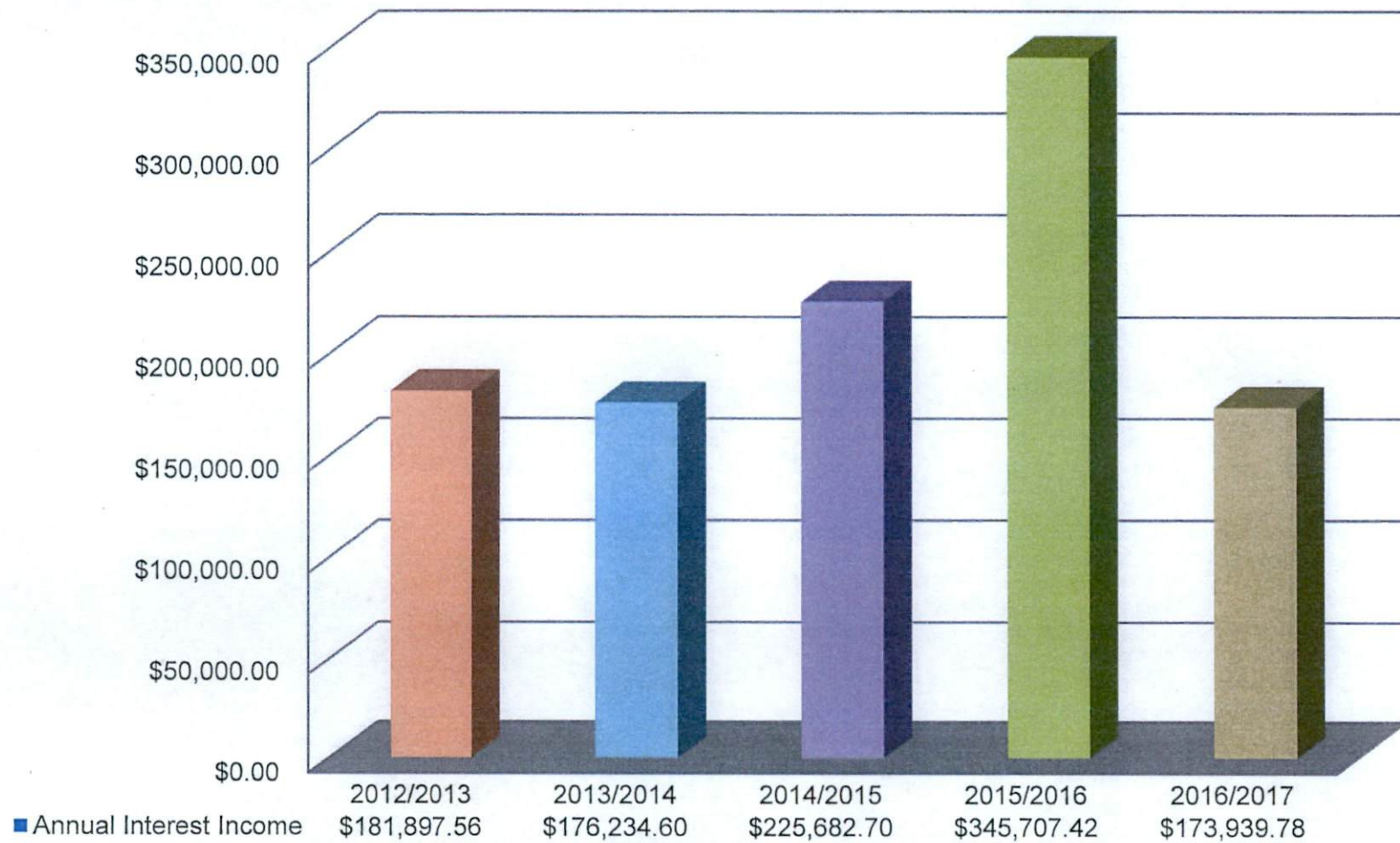
LAIF Rate

3rd QTR 2016
0.60%

Our Rate of Return

November 2016
0.810%

Interest Earnings
Fiscal Years 2012/2013 through 2016/2017



	Average Portfolio	Interest Income
2012/2013	\$35,200,625.70	\$181,897.56
2013/2014	\$41,984,315.33	\$176,234.60
2014/2015	\$47,248,923.96	\$225,682.70
2015/2016	\$42,171,556.71	\$345,707.42
2016/2017	\$16,344,938.82	\$173,939.78

As of November 2016



City of Gardena
Portfolio Holdings
GASB 31 Compliance Detail
November 30, 2016

Description	CUSIP/ Ticker	Settlement Date	Maturity Date	Beginning Face Amount/ Shares	Beginning MV	Buy Principal	Sell Principal	Change in MV	Ending MV	Ending Face Amount/ Shares
Certificate Of Deposit										
ICB 0.4 5/22/2017	CD6553B	05/23/2015	05/22/2017	249,000.00	249,000.00	0.00	0.00	0.00	249,000.00	249,000.00
Opus Bank 0.65 6/28/2017	CD3527	06/28/2016	06/28/2017	249,800.00	249,800.00	0.00	0.00	0.00	249,800.00	249,800.00
Sub Total/Average Certificate Of Deposit				498,800.00	498,800.00	0.00	0.00	0.00	498,800.00	498,800.00
Corporate Bond										
Toyota Motor Credit Var. Corp 4/30/2018	89236TAJ4	04/30/2013	04/30/2018	1,000,000.00	998,840.00	0.00	0.00	2,130.00	1,000,970.00	1,000,000.00
Sub Total/Average Corporate Bond				1,000,000.00	998,840.00	0.00	0.00	2,130.00	1,000,970.00	1,000,000.00
FHLB Bond										
FHLB 1 7/7/2017-15	3130A2E51	07/07/2014	07/07/2017	500,000.00	500,865.00	0.00	0.00	-255.00	500,610.00	500,000.00
FHLB 1.7 10/19/2020-17	3130A6LQ8	10/19/2015	10/19/2020	500,000.00	502,080.00	0.00	0.00	-3,820.00	498,260.00	500,000.00
Sub Total/Average FHLB Bond				1,000,000.00	1,002,945.00	0.00	0.00	-4,075.00	998,870.00	1,000,000.00
FHLMC Bond										
FHLMC 1 7/27/2018-17	3134G8XA2	04/27/2016	07/27/2018	1,000,000.00	999,000.00	0.00	0.00	-4,300.00	994,700.00	1,000,000.00
FHLMC 1.6 8/25/2021-16	3134G95L7	08/25/2016	08/25/2021	1,000,000.00	991,710.00	0.00	0.00	-23,330.00	968,380.00	1,000,000.00
Sub Total/Average FHLMC Bond				2,000,000.00	1,990,710.00	0.00	0.00	-27,630.00	1,963,080.00	2,000,000.00
FNMA Bond										
FNMA 1.01 10/26/2018-16	3136G2PJ0	10/26/2015	10/26/2018	500,000.00	501,665.00	0.00	0.00	-2,575.00	499,090.00	500,000.00
FNMA 1.5 8/25/2021-17	3136G3Y25	08/25/2016	08/25/2021	1,000,000.00	991,230.00	0.00	0.00	-23,370.00	967,860.00	1,000,000.00
FNMA 1.6 5/19/2020-17	3136G2HF7	05/19/2015	05/19/2020	1,000,000.00	1,000,790.00	0.00	0.00	-13,370.00	987,420.00	1,000,000.00
Sub Total/Average FNMA Bond				2,500,000.00	2,493,685.00	0.00	0.00	-39,315.00	2,454,370.00	2,500,000.00
Local Government Investment Pool										
Local Agency Investment Fund LGIP	LGIP9326	06/30/2013	N/A	14,203,269.67	14,203,269.67	0.00	0.00	0.00	14,203,269.67	14,203,269.67
Sub Total/Average Local Government Investment Pool				14,203,269.67	14,203,269.67	0.00	0.00	0.00	14,203,269.67	14,203,269.67
Mutual Fund										
CalTrust - Medium Term	CalTrust2020	09/01/2016	N/A	512.25	5,163.48	0.00	0.00	-20.49	5,142.99	512.25
CalTrust - Medium Term	CalTrust2020	06/26/2015	N/A	598,205.91	6,029,915.59	0.00	0.00	-23,928.20	6,005,987.37	598,205.91



City of Gardena
Portfolio Holdings
GASB 31 Compliance Detail
November 30, 2016

Description	CUSIP/ Ticker	Settlement Date	Maturity Date	Beginning Face Amount/ Shares	Beginning MV	Buy Principal	Sell Principal	Change in MV	Ending MV	Ending Face Amount/ Shares
CalTrust - Medium Term	CalTrust2020	08/01/2016	N/A	513.08	5,171.83	0.00	0.00	-20.55	5,151.30	513.08
CalTrust - Medium Term	CalTrust2020	07/01/2015	N/A	67.67	682.14	0.00	0.00	-2.67	679.44	67.67
CalTrust - Medium Term	CalTrust2020	06/01/2016	N/A	506.64	5,106.90	0.00	0.00	-20.29	5,086.64	506.64
CalTrust - Medium Term	CalTrust2020	04/01/2016	N/A	670.57	6,759.31	0.00	0.00	-26.87	6,732.48	670.57
CalTrust - Medium Term	CalTrust2020	07/01/2016	N/A	495.99	4,999.55	0.00	0.00	-19.87	4,979.71	495.99
CalTrust - Medium Term	CalTrust2020	10/03/2016	N/A	501.76	5,057.79	0.00	0.00	-20.02	5,037.72	501.76
CalTrust - Medium Term	CalTrust2020	12/01/2015	N/A	448.25	4,518.36	0.00	0.00	-17.93	4,500.43	448.25
CalTrust - Medium Term	CalTrust2020	03/01/2016	N/A	466.28	4,700.13	0.00	0.00	-18.62	4,681.48	466.28
CalTrust - Medium Term	CalTrust2020	10/01/2015	N/A	433.91	4,373.83	0.00	0.00	-17.33	4,356.48	433.91
CalTrust - Medium Term	CalTrust2020	09/01/2015	N/A	416.27	4,196.03	0.00	0.00	-16.62	4,179.38	416.27
CalTrust - Medium Term	CalTrust2020	11/02/2015	N/A	432.12	4,355.79	0.00	0.00	-17.27	4,338.50	432.12
CalTrust - Medium Term	CalTrust2020	08/03/2015	N/A	414.36	4,176.78	0.00	0.00	-16.55	4,160.20	414.36
CalTrust - Medium Term	CalTrust2020	05/02/2016	N/A	490.61	4,945.37	0.00	0.00	-19.61	4,925.74	490.61
CalTrust - Medium Term	CalTrust2020	01/04/2016	N/A	467.83	4,715.73	0.00	0.00	-18.72	4,697.01	467.83
CalTrust - Medium Term	CalTrust2020	02/01/2016	N/A	476.72	4,805.33	0.00	0.00	-19.08	4,786.26	476.72
CalTrust - Medium Term	CalTrust2020	11/01/2016	N/A	0.00	0.00	5,317.90	0.00	-21.12	5,296.79	527.57
CalTrust - Short Term	CalTrust2010	11/02/2015	N/A	83.96	842.08	0.00	0.00	-0.88	841.24	83.96
CalTrust - Short Term	CalTrust2010	08/03/2015	N/A	83.95	842.05	0.00	0.00	-0.81	841.21	83.95
CalTrust - Short Term	CalTrust2010	06/26/2015	N/A	199,600.80	2,001,996.00	0.00	0.00	-1,996.03	1,999,999.99	199,600.80
CalTrust - Short Term	CalTrust2010	07/01/2015	N/A	13.79	138.30	0.00	0.00	-0.14	138.17	13.79
CalTrust - Short Term	CalTrust2010	09/01/2015	N/A	84.83	850.83	0.00	0.00	-0.85	849.99	84.83
CalTrust - Short Term	CalTrust2010	10/01/2015	N/A	87.88	881.48	0.00	0.00	-0.84	880.60	87.88
CalTrust - Short Term	CalTrust2010	07/01/2016	N/A	119.66	1,200.20	0.00	0.00	-1.19	1,199.00	119.66
CalTrust - Short Term	CalTrust2010	04/01/2016	N/A	115.85	1,161.94	0.00	0.00	-1.20	1,160.78	115.85
CalTrust - Short Term	CalTrust2010	10/03/2016	N/A	131.99	1,323.90	0.00	0.00	-1.28	1,322.58	131.99
CalTrust - Short Term	CalTrust2010	09/01/2016	N/A	129.66	1,300.47	0.00	0.00	-1.32	1,299.17	129.66
CalTrust - Short Term	CalTrust2010	08/01/2016	N/A	125.03	1,254.05	0.00	0.00	-1.25	1,252.80	125.03
CalTrust - Short Term	CalTrust2010	06/01/2016	N/A	122.63	1,229.96	0.00	0.00	-1.25	1,228.73	122.63
CalTrust - Short Term	CalTrust2010	02/01/2016	N/A	98.08	983.72	0.00	0.00	-1.00	982.74	98.08
CalTrust - Short Term	CalTrust2010	01/04/2016	N/A	93.60	938.80	0.00	0.00	-0.95	937.86	93.60
CalTrust - Short Term	CalTrust2010	12/01/2015	N/A	88.80	890.68	0.00	0.00	-0.86	889.80	88.80
CalTrust - Short Term	CalTrust2010	03/31/2016	N/A	100.19	1,004.88	0.00	0.00	-1.04	1,003.87	100.19



City of Gardena
Portfolio Holdings
GASB 31 Compliance Detail
November 30, 2016

Description	CUSIP/ Ticker	Settlement Date	Maturity Date	Beginning Face Amount/ Shares	Beginning MV	Buy Principal	Sell Principal	Change in MV	Ending MV	Ending Face Amount/ Shares
CalTrust - Short Term	CalTrust2010	05/02/2016	N/A	114.77	1,151.16	0.00	0.00	-1.12	1,150.02	114.77
CalTrust - Short Term	CalTrust2010	11/01/2016	N/A	0.00	0.00	1,464.60	0.00	-1.44	1,463.14	146.02
Sub Total/Average Mutual Fund				806,715.69	8,121,634.44	6,782.50	0.00	-26,255.26	8,102,161.61	807,389.28
Negotiable Certificate Of Deposit										
Ally Bank 1.2 7/1/2019	02006LF32	06/30/2016	07/01/2019	248,000.00	248,736.56	0.00	0.00	-396.80	248,339.76	248,000.00
AMEX CENT BK 2 5/7/2020	02587DXU7	05/14/2015	05/07/2020	250,000.00	256,395.00	0.00	0.00	-635.00	255,760.00	250,000.00
Apple Bank for Savings 0.85 10/16/2017	03784JQQ0	04/06/2016	10/16/2017	248,000.00	248,664.64	0.00	0.00	-101.68	248,562.96	248,000.00
Bank NC Thom 1 6/19/2017	06414QTS8	12/19/2014	06/19/2017	248,000.00	248,649.76	0.00	0.00	-153.76	248,496.00	248,000.00
Barclays Bk Delaware 2.1 8/13/2019	06740KHS9	08/13/2014	08/13/2019	248,000.00	254,162.80	0.00	0.00	-572.88	253,589.92	248,000.00
Beneficial Bank 1.55 10/7/2021	08173QBS4	10/07/2016	10/07/2021	248,000.00	247,687.52	0.00	0.00	-429.04	247,258.48	248,000.00
BMO Harris Bk 1.05 8/17/2018	05581WJT3	08/18/2016	08/17/2018	248,000.00	248,091.76	0.00	0.00	-314.96	247,776.80	248,000.00
BMW 2.2 9/30/2020	05580ACZ5	09/30/2015	09/30/2020	248,000.00	257,109.04	0.00	0.00	-719.20	256,389.84	248,000.00
Capital One Bk USA 1.7 4/6/2021	140420XR6	04/06/2016	04/06/2021	248,000.00	253,475.84	0.00	0.00	-617.52	252,858.32	248,000.00
Capitol One NA 2.25 9/30/2020	14042RAK7	09/30/2015	09/30/2020	248,000.00	257,099.12	0.00	0.00	-716.72	256,382.40	248,000.00
Cathay Bk 0.75 12/14/2016	149159JW6	03/14/2014	12/14/2016	248,000.00	248,081.84	0.00	0.00	-44.64	248,037.20	248,000.00
CIT Bank, UT 0.9 5/1/2017	17284CCY8	05/01/2013	05/01/2017	250,000.00	250,427.50	0.00	0.00	-107.50	250,320.00	250,000.00
COMENITY CAP BK 1.25 4/24/2019	20033AST4	10/24/2016	04/24/2019	248,000.00	247,905.76	0.00	0.00	-337.28	247,568.48	248,000.00
Compass Bank, AL 2 10/9/2018	20451PFD3	10/09/2013	10/09/2018	248,000.00	253,026.96	0.00	0.00	-567.92	252,459.04	248,000.00
Customers Bank 0.8 3/20/2017	23204HAW8	03/19/2014	03/20/2017	248,000.00	248,257.92	0.00	0.00	-71.92	248,186.00	248,000.00
Discover 2 5/13/2020	254672NN4	05/14/2015	05/13/2020	250,000.00	256,832.50	0.00	0.00	-645.00	256,187.50	250,000.00
Enerbank 1.7 12/18/2018	29266NG43	12/18/2014	12/18/2018	248,000.00	251,774.56	0.00	0.00	-575.36	251,199.20	248,000.00
First Bus Bk 1.55 3/6/2020	31938QL36	05/08/2015	03/06/2020	248,000.00	251,085.12	0.00	0.00	-533.20	250,551.92	248,000.00
Goldman Sachs 2.3 11/25/2020	38148J3E9	11/25/2015	11/25/2020	245,000.00	253,538.25	0.00	0.00	-715.40	252,822.85	245,000.00
Investors Comm Bk 1.5 2/26/2021	46147URQ5	03/31/2016	02/26/2021	248,000.00	253,394.00	0.00	0.00	-634.88	252,759.12	248,000.00
Key Bank 1.35 10/15/2018	49306SVH6	10/14/2015	10/15/2018	248,000.00	251,588.56	0.00	0.00	-520.80	251,067.76	248,000.00
Leumi NY Bk 2 12/17/2019	063248EY0	12/17/2014	12/17/2019	248,000.00	255,325.92	0.00	0.00	-620.00	254,705.92	248,000.00
MB Financial Bk 1.4 4/15/2021	55266CRD0	04/15/2016	04/15/2021	248,000.00	253,505.60	0.00	0.00	-622.48	252,883.12	248,000.00
Medallion Bk Utah 1.2 4/26/2019	58403B3T1	04/26/2016	04/26/2019	248,000.00	250,028.64	0.00	0.00	-406.72	249,621.92	248,000.00
Meridian 0.9 9/29/2017	58958PCL6	03/31/2015	09/29/2017	248,000.00	249,078.80	0.00	0.00	-141.36	248,937.44	248,000.00
Morton Cmnty BK 1.05 4/10/2018	619165GA5	04/10/2015	04/10/2018	248,000.00	248,748.96	0.00	0.00	-220.72	248,528.24	248,000.00
Nebraska St Bk & Trust Broken Bow 1.2 1/15/202	63969ABR4	04/15/2016	01/15/2020	248,000.00	251,992.80	0.00	0.00	-550.56	251,442.24	248,000.00



City of Gardena
Portfolio Holdings
GASB 31 Compliance Detail
November 30, 2016

Description	CUSIP/ Ticker	Settlement Date	Maturity Date	Beginning Face Amount/ Shares	Beginning MV	Buy Principal	Sell Principal	Change in MV	Ending MV	Ending Face Amount/ Shares
Riverwood Bank, MN 1.25 10/10/2017	76951DAD2	10/08/2013	10/10/2017	248,000.00	250,088.16	0.00	0.00	-208.32	249,879.84	248,000.00
Sallie Mae Bk 2.1 8/13/2019	795450SJ5	08/13/2014	08/13/2019	248,000.00	254,232.24	0.00	0.00	-575.36	253,656.88	248,000.00
Synchrony Bank 1.55 6/29/2021	87164XMJ2	06/29/2016	06/29/2021	248,000.00	249,869.92	0.00	0.00	-513.36	249,356.56	248,000.00
Wash Tr Co West 0.8 3/20/2017	940637FU0	03/19/2014	03/20/2017	248,000.00	248,555.52	0.00	0.00	-128.96	248,426.56	248,000.00
WELL FARGO 1.55 11/19/2018	9497482T3	11/18/2015	11/19/2018	248,000.00	251,414.96	0.00	0.00	-562.96	250,852.00	248,000.00
Sub Total/Average Negotiable Certificate Of Deposit				7,939,000.00	8,048,826.53	0.00	0.00	-13,962.26	8,034,864.27	7,939,000.00
Total / Average				29,947,785.36	37,358,710.64	6,782.50	0.00	-109,107.52	37,256,385.55	29,948,458.95



City of Gardena
Portfolio Holdings
GASB 40 Compliance Report
November 30, 2016

Description	CUSIP/ Ticker	Face Amount/ Shares	Book Value	Market Value	Moody's	S&P	% of Portfolio	Days To Maturity	Days To Call/Mat.	Maturity Date	Next Call Date	Duration To Mat.
Certificate Of Deposit												
ICB 0.4 5/22/2017	CD6553B	249,000.00	249,000.00	249,000.00	NR	NR	0.83	173	173	05/22/2017		0.48
Opus Bank 0.65 6/28/2017	CD3527	249,800.00	249,800.00	249,800.00	NR	NR	0.83	210	210	06/28/2017		0.58
Sub Total / Average		498,800.00	498,800.00	498,800.00			1.67	192	192			0.53
Corporate Bond												
Toyota Motor Credit Var. Corp 4/30/2018	89236TAJ4	1,000,000.00	1,000,000.00	1,000,970.00	Aa3	AA-	3.34	516	516	04/30/2018		0.00
Sub Total / Average		1,000,000.00	1,000,000.00	1,000,970.00			3.34	516	516			0.00
FHLB Bond												
FHLB 1 7/7/2017-15	3130A2E51	500,000.00	500,000.00	500,610.00	Aaa	AA+	1.67	219	219	07/07/2017		0.60
FHLB 1.7 10/19/2020-17	3130A6LQ8	500,000.00	500,000.00	498,260.00	Aaa	AA+	1.67	1,419	323	10/19/2020	10/19/2017	3.77
Sub Total / Average		1,000,000.00	1,000,000.00	998,870.00			3.34	819	271			2.19
FHLMC Bond												
FHLMC 1 7/27/2018-17	3134G8XA2	1,000,000.00	1,000,000.00	994,700.00	Aaa	AA+	3.34	604	148	07/27/2018	04/27/2017	1.65
FHLMC 1.6 8/25/2021-16	3134G95L7	1,000,000.00	1,000,000.00	968,380.00	Aaa	AA+	3.34	1,729	87	08/25/2021	02/25/2017	4.56
Sub Total / Average		2,000,000.00	2,000,000.00	1,963,080.00			6.68	1,166	118			3.10
FNMA Bond												
FNMA 1.01 10/26/2018-16	3136G2PJ0	500,000.00	500,000.00	499,090.00	Aaa	AA+	1.67	695	695	10/26/2018		1.89
FNMA 1.5 8/25/2021-17	3136G3Y25	1,000,000.00	1,000,000.00	967,860.00	Aaa	AA+	3.34	1,729	268	08/25/2021	08/25/2017	4.57
FNMA 1.6 5/19/2020-17	3136G2HF7	1,000,000.00	1,000,000.00	987,420.00	Aaa	AA+	3.34	1,266	170	05/19/2020	05/19/2017	3.39
Sub Total / Average		2,500,000.00	2,500,000.00	2,454,370.00			8.35	1,337	314			3.56
Local Government Investment Pool												
Local Agency Investment Fund LGIP	LGIP9326	14,203,269.67	14,203,269.67	14,203,269.67	NR	NR	47.43	1	1	N/A	N/A	0.00
Sub Total / Average		14,203,269.67	14,203,269.67	14,203,269.67			47.43	1	1			0.00
Mutual Fund												
CalTrust - Medium Term	CalTrust2020	495.99	5,024.35	4,979.71	NR	NR	0.00	N/A	N/A			N/A
CalTrust - Medium Term	CalTrust2020	598,205.91	6,017,951.47	6,005,987.37	NR	NR	2.00	N/A	N/A			N/A



City of Gardena
Portfolio Holdings
GASB 40 Compliance Report
November 30, 2016

Description	CUSIP/ Ticker	Face Amount/ Shares	Book Value	Market Value	Moody's	S&P	% of Portfolio	Days To Maturity	Days To Call/Mat.	Maturity Date	Next Call Date	Duration To Mat.
CalTrust - Medium Term	CalTrust2020	501.76	5,067.83	5,037.72	NR	NR	0.00	N/A	N/A			N/A
CalTrust - Medium Term	CalTrust2020	512.25	5,173.72	5,142.99	NR	NR	0.00	N/A	N/A			N/A
CalTrust - Medium Term	CalTrust2020	506.64	5,106.90	5,086.64	NR	NR	0.00	N/A	N/A			N/A
CalTrust - Medium Term	CalTrust2020	67.67	680.79	679.44	NR	NR	0.00	N/A	N/A			N/A
CalTrust - Medium Term	CalTrust2020	466.28	4,695.47	4,681.48	NR	NR	0.00	N/A	N/A			N/A
CalTrust - Medium Term	CalTrust2020	467.83	4,692.34	4,697.01	NR	NR	0.00	N/A	N/A			N/A
CalTrust - Medium Term	CalTrust2020	490.61	4,950.28	4,925.74	NR	NR	0.00	N/A	N/A			N/A
CalTrust - Medium Term	CalTrust2020	476.72	4,800.56	4,786.26	NR	NR	0.00	N/A	N/A			N/A
CalTrust - Medium Term	CalTrust2020	432.12	4,351.47	4,338.50	NR	NR	0.00	N/A	N/A			N/A
CalTrust - Medium Term	CalTrust2020	433.91	4,373.83	4,356.48	NR	NR	0.00	N/A	N/A			N/A
CalTrust - Medium Term	CalTrust2020	414.36	4,172.64	4,160.20	NR	NR	0.00	N/A	N/A			N/A
CalTrust - Medium Term	CalTrust2020	416.27	4,183.54	4,179.38	NR	NR	0.00	N/A	N/A			N/A
CalTrust - Medium Term	CalTrust2020	527.57	5,317.90	5,296.79	NR	NR	0.00	N/A	N/A			N/A
CalTrust - Medium Term	CalTrust2020	513.08	5,192.35	5,151.30	NR	NR	0.00	N/A	N/A			N/A
CalTrust - Medium Term	CalTrust2020	670.57	6,766.01	6,732.48	NR	NR	0.00	N/A	N/A			N/A
CalTrust - Medium Term	CalTrust2020	448.25	4,504.91	4,500.43	NR	NR	0.00	N/A	N/A			N/A
CalTrust - Short Term	CalTrust2010	199,600.80	2,000,000.00	1,999,999.99	NR	NR	0.67	N/A	N/A			N/A
CalTrust - Short Term	CalTrust2010	13.79	138.17	138.17	NR	NR	0.00	N/A	N/A			N/A
CalTrust - Short Term	CalTrust2010	129.66	1,300.47	1,299.17	NR	NR	0.00	N/A	N/A			N/A
CalTrust - Short Term	CalTrust2010	125.03	1,254.05	1,252.80	NR	NR	0.00	N/A	N/A			N/A
CalTrust - Short Term	CalTrust2010	131.99	1,323.90	1,322.58	NR	NR	0.00	N/A	N/A			N/A
CalTrust - Short Term	CalTrust2010	88.80	889.80	889.80	NR	NR	0.00	N/A	N/A			N/A
CalTrust - Short Term	CalTrust2010	146.02	1,464.60	1,463.14	NR	NR	0.00	N/A	N/A			N/A
CalTrust - Short Term	CalTrust2010	122.63	1,228.73	1,228.73	NR	NR	0.00	N/A	N/A			N/A
CalTrust - Short Term	CalTrust2010	100.19	1,003.87	1,003.87	NR	NR	0.00	N/A	N/A			N/A
CalTrust - Short Term	CalTrust2010	98.08	982.74	982.74	NR	NR	0.00	N/A	N/A			N/A
CalTrust - Short Term	CalTrust2010	114.77	1,150.02	1,150.02	NR	NR	0.00	N/A	N/A			N/A
CalTrust - Short Term	CalTrust2010	119.66	1,200.20	1,199.00	NR	NR	0.00	N/A	N/A			N/A
CalTrust - Short Term	CalTrust2010	93.60	936.93	937.86	NR	NR	0.00	N/A	N/A			N/A
CalTrust - Short Term	CalTrust2010	83.96	841.24	841.24	NR	NR	0.00	N/A	N/A			N/A
CalTrust - Short Term	CalTrust2010	84.83	849.99	849.99	NR	NR	0.00	N/A	N/A			N/A
CalTrust - Short Term	CalTrust2010	83.95	841.21	841.21	NR	NR	0.00	N/A	N/A			N/A



City of Gardena
Portfolio Holdings
GASB 40 Compliance Report
November 30, 2016

Description	CUSIP/ Ticker	Face Amount/ Shares	Book Value	Market Value	Moody's	S&P	% of Portfolio	Days To Maturity	Days To Call/Mat.	Maturity Date	Next Call Date	Duration To Mat.
CalTrust - Short Term	CalTrust2010	87.88	880.60	880.60	NR	NR	0.00	N/A	N/A			N/A
CalTrust - Short Term	CalTrust2010	115.85	1,160.78	1,160.78	NR	NR	0.00	N/A	N/A			N/A
Sub Total / Average		807,389.28	8,114,453.66	8,102,161.61			2.70	N/A	N/A			N/A
Negotiable Certificate Of Deposit												
Ally Bank 1.2 7/1/2019	02006LF32	248,000.00	248,000.00	248,339.76	NR	NR	0.83	943	943	07/01/2019		2.54
AMEX CENT BK 2 5/7/2020	02587DXU7	250,000.00	250,000.00	255,760.00	NR	NR	0.83	1,254	1,254	05/07/2020		3.34
Apple Bank for Savings 0.85 10/16/2017	03784JQQ0	248,000.00	248,000.00	248,562.96	NR	NR	0.83	320	320	10/16/2017		0.87
Bank NC Thom 1 6/19/2017	06414QTS8	248,000.00	248,000.00	248,496.00	None	None	0.83	201	201	06/19/2017		0.55
Barclays Bk Delaware 2.1 8/13/2019	06740KHS9	248,000.00	248,000.00	253,589.92	None	None	0.83	986	986	08/13/2019		2.63
Beneficial Bank 1.55 10/7/2021	08173QBS4	248,000.00	248,000.00	247,258.48	NR	NR	0.83	1,772	1,772	10/07/2021		4.68
BMO Harris Bk 1.05 8/17/2018	05581WJT3	248,000.00	248,000.00	247,776.80	None	None	0.83	625	625	08/17/2018		1.70
BMW 2.2 9/30/2020	05580ACZ5	248,000.00	248,000.00	256,389.84	NR	NR	0.83	1,400	1,400	09/30/2020		3.69
Capital One Bk USA 1.7 4/6/2021	140420XR6	248,000.00	248,000.00	252,858.32	NR	NR	0.83	1,588	1,588	04/06/2021		4.20
Capitol One NA 2.25 9/30/2020	14042RAK7	248,000.00	248,000.00	256,382.40	NR	NR	0.83	1,400	1,400	09/30/2020		3.68
Cathay Bk 0.75 12/14/2016	149159JW6	248,000.00	248,000.00	248,037.20	NR	NR	0.83	14	14	12/14/2016		0.04
CIT Bank, UT 0.9 5/1/2017	17284CCY8	250,000.00	250,000.00	250,320.00	NR	NR	0.83	152	152	05/01/2017		0.42
COMENITY CAP BK 1.25 4/24/2019	20033AST4	248,000.00	248,000.00	247,568.48	NR	NR	0.83	875	875	04/24/2019		2.37
Compass Bank, AL 2 10/9/2018	20451PFD3	248,000.00	248,000.00	252,459.04	NR	NR	0.83	678	678	10/09/2018		1.83
Customers Bank 0.8 3/20/2017	23204HAW8	248,000.00	248,000.00	248,186.00	NR	NR	0.83	110	110	03/20/2017		0.30
Discover 2 5/13/2020	254672NN4	250,000.00	250,000.00	256,187.50	NR	NR	0.83	1,260	1,260	05/13/2020		3.35
Enerbank 1.7 12/18/2018	29266NG43	248,000.00	248,000.00	251,199.20	NR	NR	0.83	748	748	12/18/2018		2.02
First Bus Bk 1.55 3/6/2020	31938QL36	248,000.00	248,000.00	250,551.92	NR	NR	0.83	1,192	1,192	03/06/2020		3.19
Goldman Sachs 2.3 11/25/2020	38148J3E9	245,000.00	245,000.00	252,822.85	NR	NR	0.82	1,456	1,456	11/25/2020		3.83
Investors Comm Bk 1.5 2/26/2021	46147URQ5	248,000.00	248,000.00	252,759.12	NR	NR	0.83	1,549	1,549	02/26/2021		4.11
Key Bank 1.35 10/15/2018	49306SVH6	248,000.00	248,000.00	251,067.76	None	None	0.83	684	684	10/15/2018		1.85
Leumi NY Bk 2 12/17/2019	063248EY0	248,000.00	248,000.00	254,705.92	NR	NR	0.83	1,112	1,112	12/17/2019		2.95
MB Financial Bk 1.4 4/15/2021	55266CRD0	248,000.00	248,000.00	252,883.12	NR	NR	0.83	1,597	1,597	04/15/2021		4.25
Medallion Bk Utah 1.2 4/26/2019	58403B3T1	248,000.00	248,000.00	249,621.92	NR	NR	0.83	877	877	04/26/2019		2.37
Meridian 0.9 9/29/2017	58958PCL6	248,000.00	248,000.00	248,937.44	None	None	0.83	303	303	09/29/2017		0.83
Morton Cmnty BK 1.05 4/10/2018	619165GA5	248,000.00	248,000.00	248,528.24	None	None	0.83	496	496	04/10/2018		1.35
Nebraska St Bk & Trust Broken Bow 1.2 1/15/202	63969ABR4	248,000.00	248,000.00	251,442.24	NR	NR	0.83	1,141	1,141	01/15/2020		3.07



City of Gardena
Portfolio Holdings
GASB 40 Compliance Report
November 30, 2016

Description	CUSIP/ Ticker	Face Amount/ Shares	Book Value	Market Value	Moody's	S&P	% of Portfolio	Days To Maturity	Days To Call/Mat.	Maturity Date	Next Call Date	Duration To Mat.
Riverwood Bank, MN 1.25 10/10/2017	76951DAD2	248,000.00	248,000.00	249,879.84	NR	NR	0.83	314	314	10/10/2017		0.86
Sallie Mae Bk 2.1 8/13/2019	795450SJ5	248,000.00	248,000.00	253,656.88	None	None	0.83	986	986	08/13/2019		2.63
Synchrony Bank 1.55 6/29/2021	87164XMJ2	248,000.00	248,000.00	249,356.56	NR	NR	0.83	1,672	1,672	06/29/2021		4.41
Wash Tr Co West 0.8 3/20/2017	940637FU0	248,000.00	248,000.00	248,426.56	NR	NR	0.83	110	110	03/20/2017		0.30
WELL FARGO 1.55 11/19/2018	9497482T3	248,000.00	248,000.00	250,852.00	NR	NR	0.83	719	719	11/19/2018		1.94
Sub Total / Average		7,939,000.00	7,939,000.00	8,034,864.27			26.51	891	891			2.38
Total / Average		29,948,458.95	37,255,523.33	37,256,385.55			100	487	309			1.25



CITY of GARDENA

5. D. (1)
CITY MANAGER
Report No. P-2016-19
Date: December 13, 2016

TO: THE HONORABLE MEMBERS OF CITY COUNCIL
SUBJECT: PERSONNEL REPORT

1. Report the *Service Retirement* of the following individuals:

- a. **MITCHELL G. LANSDELL**, City Manager, effective December 31, 2016. Mr. Lansdell was hired on September 9, 1985 as the Assistant City Manager. On October 28, 1997, Mr. Lansdell was appointed to Acting City Manager. Subsequently, on February 10, 1998, Mr. Lansdell was appointed to the position of City Manager. Mr. Lansdell has been with the City for over thirty-one years. Mr. Lansdell will continue on with the City, effective January 1, 2017, as the Interim City Manager while the recruitment for a new City Manager is ongoing. Mr. Lansdell's interim appointment will expire on or before June 30, 2017.
- b. **GEORGE PITTS**, Full-Time/Provisional Bus Operator, effective November 30, 2016. Mr. Pitts was hired as a Part-Time Bus Operator for the Transportation Department on October 17, 1980. Mr. Pitts was appointed to Full-Time/Provisional Bus Operator on September 28, 2015. Mr. Pitts had been with the City for thirty-six years.
- c. **LAUREN MATAALII**, Nutrition Services Coordinator, effective December 30, 2016. Ms. Mataalii was hired on June 26, 1996 as a Part-Time Assistant Site Manager with the Recreation and Human Services Department. On October 10, 2004, she was appointed to Full-Time/Provisional Nutrition Services Coordinator and on July 22, 2005, she was appointed to Full-Time/Transitional in the same classification. Ms. Mataalii has been with the City for twenty years and six months.
- d. **JANICE QUINN**, Community Services Counselor, effective December 31, 2016. Mrs. Quinn was hired on April 24, 1980 as a Community Services Counselor for the Human Services Division, which is her current position. Mrs. Quinn has been with the City for over thirty-six years.

2. Request City Council approval to amend the City's Classification and Compensation Plan and update the position and job description of Senior Maintenance Worker to the title of "Senior Building Maintenance Worker", Schedule 47 (\$4,418 - \$5,640/month) (Job Description Attached). The Senior Maintenance Worker position has one incumbent, but the change will not result in a loss of pay or benefits for said incumbent. This change has been provided to the appropriate labor groups for review and comment.
3. Report the *Reclassification* of Senior Human Resources Analyst, **KITHA TORREGANO**, Schedule 122 (\$6,562 - \$8,376/month) to Human Resources Manager, Schedule 133 (\$8,610 - \$10,989/month) effective December 18, 2016.

4. Report that Fleet Maintenance Supervisor **JOSEPH COLLINS**, Schedule 116 (\$5,659 - \$7,223/month) has been appointed to Acting Transit Maintenance Manager, Schedule 126 (\$7,243 - \$9,243/month) effective November 20, 2016.
5. Report the *Promotions* of the following individuals:
 - a. **JOEL MARTINEZ**, Police Trainee, Schedule 200 (\$4,801/month) to Police Officer Schedule 201 (\$5,521 - \$7,047/month) within the Police Department, effective November 16, 2016.
 - b. **DAISY NAVARRO** Police Assistant, Schedule 21 (\$13.41 - \$17.11/hour) to Police Records Technician I, Schedule 33 (\$3,127 - \$3,990/month) within the Police Department effective December 4, 2016.
 - c. **ANGELICA LOPEZ**, Police Assistant, Schedule 21 (\$13.41 - \$17.11/hour) to Police Service Officer, Schedule 39 (\$3,625 - \$4,626/month) within the Police Department effective December 9, 2016.
6. Report the *Resignation* of Police Officer, **TYLER CRAIG**, Schedule 201 (\$5,521 - \$7,047/month) effective November 19, 2016 within the Police Department. Mr. Craig had been with the City for three years and five months.
7. Report the *Termination* of the following individuals:
 - a. Custodian, **ROBERTO YANTO**, Schedule 34 (\$3,205 - \$4,091/month) effective November 4, 2016, pursuant to Personnel Rules and Regulations Section 16.7 Grounds for Corrective and Disciplinary Action. Mr. Yanto had been with the City for over ten years.
 - b. Police Officer, **CHRISTOPHER TORRES**, Schedule 201 (\$5,521 - \$7,047/month) effective November 16, 2016, pursuant to Personnel Rules and Regulations Section 9.3 Rejection of a Probationary Employee. Mr. Torres had been with the City for eight months.
8. Report the following individuals returned to work from Paternity/California Rights Leave Act (CFRA):
 - a. Police Officer **TOSHIO HIRAI** returned to work effective October 17, 2016.
 - b. Police Officer **RYAN YEE** returned to work effective October 31, 2016.
 - c. Police Officer **BRIAN PARK** returned to work effective November 6, 2016.
 - d. Police Officer **EVAN JACKSON** returned to work effective November 7, 2016.
 - e. Police Officer **JAYCON SANCHEZ** returned to work effective November 30, 2016.

9. Report that Police Records Technician II **IRMA GONZALEZ** returned from Family Medical Leave Act (FMLA)/California Family Rights Act (CFRA) Leave effective October 24, 2016.
10. Report the following individuals are off of work on Family Medical Leave (FMLA)/California Family Rights Leave (CFRA):
 - a. Police Officer **CHRISTOPHER SANDERSON** effective October 12, 2016.
 - b. Bus Operator **SEBASTIAN GOODLOW** effective November 14, 2016 through January 1, 2017.
 - c. Bus Operator **KIMBERLY BASTON BALANCIER** effective November 18, 2016 through February 10, 2017.
 - d. Bus Operator **CAROLYN REED** effective November 18, 2016 through February 18, 2017.
11. Report that the Open/Competitive recruitment of the position of Equipment Utility Worker I (Transportation Department) effective December 5, 2016. The recruitment will close on December 22, 2016.
12. Report the extension of the following Open/Competitive recruitments:
 - a. Transit Operations Officer effective December 5, 2016 through January 13, 2017.
 - b. Transit Operations Manager effective December 5, 2016 through January 13, 2017.
 - c. Transit Maintenance Manager effective December 5, 2016 through January 13, 2017.

Respectfully submitted,



MITCHELL G. LANSDELL
City Manager/Human Resources Officer

cc: City Attorney
City Clerk
Human Resources
Payroll



SENIOR BUILDING MAINTENANCE WORKER

Job Summary

Under general supervision, performs a variety of skilled and semi-skilled maintenance tasks requiring skill, initiative and judgment in the building trades at the maintenance level; supervises personnel as assigned; does related work as required.

Representative Duties

Performs general maintenance, repair and upkeep on City buildings; repairs tables, desks, cabinets and other miscellaneous furniture; hangs doors, builds cabinets and performs other carpentry work; does plumbing, HVAC, power and equipment maintenance and installation; paints and refinishes buildings, equipment and other public areas; repairs roofs; patches and plasters walls and ceilings; installs acoustical and ceramic tile; makes sketches or works from blueprints; prepares cost, materials and time estimates; conducts assessments of maintenance services and makes recommendations for improvements; investigates cost effective materials and resources; may orders materials and supplies; prepares reports and maintains work orders, records, blue prints and warranties; responds to emergency needs outside of normal work hours.

Based on training and experience may perform specialized duties such as locksmith or other specialty based tasks. May be subject to emergency calls.

Organizational Responsibilities

The Senior Building Maintenance Worker is a skilled worker in various areas of building maintenance reporting to the Building Maintenance Lead or Facilities Maintenance Supervisor. An employee in this Class is of journeyman level. Though skilled, employee is expected to be willing to perform all required phases and levels of maintenance work. Supervises helpers and/or assistants as assigned.

QUALIFICATIONS GUIDE

Education and Experience

High school diploma or GED **AND** three (3) years of increasingly responsible experience in skilled building construction or building maintenance work involving carpentry, electrical and plumbing work and other maintenance specialties.

Knowledge and Abilities

Knowledge of hand and power tools and equipment used in the performance of the usual building trades and of the more common types of construction and maintenance procedures. Must have the ability to read blueprints; to understand and carry out verbal or written instructions; to make simple

reports and keep records; to maintain effective working relationships with others. Must attain required certifications as may be applicable.

Physical Demands and Working Conditions

Work is performed indoors and outdoors in a busy work environment; frequent exposure to noise. Work will involve sitting, standing, walking, twisting (neck & waist), driving, listening, writing, grasping, holding, reaching, bending (neck & waist), squatting, kneeling, stretching, and lifting up to 50 pounds.

License

Must have and maintain a valid California Driver's License, Class C.

Position Identification

Classification Title:	Senior Building Maintenance Worker
Represented Designation:	Gardena Municipal Employees Association (GMEA)
Pay Schedule:	47 (\$4,418 - \$5,640/month)



CITY OF GARDENA
PLANNING & ENVIRONMENTAL QUALITY COMMISSION
CITY COUNCIL CHAMBER ■ 1700 WEST 162nd STREET ■ 7:00 P.M.
Telephone: (310) 217-9526 ■ E-mail address: PlanningCommission@ci.gardena.ca.us

REPORT OF ACTIONS
NOVEMBER 1, 2016

5. Conditional Use Permit #4-16

A request to allow the on-site sale of beer and wine as part of meal service at a new 3,018 square foot restaurant located in the General Commercial (C-3) zone and direct staff to file a Notice of Exemption as an existing facility.

Project Location: 15400 South Western Avenue Unit B and C (APN: 6103-015-007)

Applicant: Man Thanh Lam/Jobe Dynasty Inc.

Commission Action: Commission adopted Resolution No. PC 13-16 approving Conditional Use Permit #4-16 and directed Staff to file a notice of exemption.

Ayes: Sherman, Johnson, Jamora

Noes: None

Absent: Jackson, Kaskanian

City Clerk Action: Receive and File

City Council Action: Call for Council Review, Appeal Decision, or Receive and File

**ALL CASE MATERIALS ARE AVAILABLE FOR REVIEW IN THE
OFFICE OF THE COMMUNITY DEVELOPMENT DEPARTMENT**



CITY OF GARDENA
PLANNING & ENVIRONMENTAL QUALITY COMMISSION
CITY COUNCIL CHAMBER ■ 1700 WEST 162nd STREET ■ 7:00 P.M.
Telephone: (310) 217-9526 ■ E-mail address: PlanningCommission@ci.gardena.ca.us

REPORT OF ACTIONS
NOVEMBER 15, 2016

5. Site Plan Review #10-16

A request to construct a new 3,015 square foot shell commercial building in an existing shopping center located in the General Commercial/Mixed-Use Overlay (C-3/MUO) zone and direct staff to file a Notice of Exemption as an in-fill project.

Project Location: 15410 South Western Avenue (APN: 6103-015-050)

Applicant: Edward Yoon

Commission Action: Commission adopted Resolution No. PC 14-16 approving Site Plan Review #10-16 and directed Staff to file a notice of exemption.

Ayes: Jamora, Jackson, Johnson, Kaskanian

Noes: None

Absent: Sherman

City Clerk Action: Receive and File

City Council Action: Call for Council Review, Appeal Decision, or Receive and File

**ALL CASE MATERIALS ARE AVAILABLE FOR REVIEW IN THE
OFFICE OF THE COMMUNITY DEVELOPMENT DEPARTMENT**



CITY OF GARDENA
PLANNING & ENVIRONMENTAL QUALITY COMMISSION
CITY COUNCIL CHAMBER ■ 1700 WEST 162nd STREET ■ 7:00 P.M.
Telephone: (310) 217-9526 ■ E-mail address: PlanningCommission@ci.gardena.ca.us

REPORT OF ACTIONS
DECEMBER 6, 2016

5. Site Plan Review #9-16 Conditional Use Permit #7-16

A request for conditional use permit to operate a dialysis treatment facility, per Section 18.32.030(J), and to approve site plan review of a new 10,778 square foot structure, per Section 18.44.010(A), in the General Commercial (C-3) zone and direct staff to file a Notice of Exemption as an in-fill project.

Project Location: 1201 West 155th Street (APN: 6113-001-042)

Applicant: DaVita, Incorporated

Commission Action: Commission adopted Resolution No. PC 15-16 approving Site Plan Review #9-16 and Conditional Use Permit #7-16 and directed Staff to file a Notice of Exemption as an in-fill project.

Ayes: Johnson, Jackson, Sherman, Kaskanian

Noes: None

Absent: Jamora

City Clerk Action: Receive and File

City Council Action: Call for Council Review, Appeal Decision, or Receive and File

6. Mitigated Negative Declaration and Mitigation Monitoring Program #9-14 Site Plan Review #6-14 Conditional Use Permit #4-14

A request for conditional use permit to operate a members-only gas station with eight pumps (16 fueling stations) and associated attendant kiosk, per Section 18.46.030(C)(23), to approve site plan review of the new gas station, per Section 18.44.010(A), and to adopt a Mitigated Negative Declaration and Mitigation Monitoring Program for the project at an existing Sam's Club retail store in the General Commercial (C-3) zone.

Project Location: 1399 West Artesia Boulevard (APN: 6111-036-057)

Applicant: Sam's Real Estate Business Trust (Sam's Club)

Commission Action: Commission adopted Resolution No. PC 16-16 adopting Mitigated Negative Declaration and Mitigation Monitoring Program #9-14 and approving Site Plan Review #6-14 and Conditional Use Permit #4-14.

Ayes: Jackson, Sherman, Johnson, Kaskanian

Noes: None

Absent: Jamora

City Clerk Action: Receive and File

City Council Action: Call for Council Review, Appeal Decision, or Receive and File

**ALL CASE MATERIALS ARE AVAILABLE FOR REVIEW IN THE
OFFICE OF THE COMMUNITY DEVELOPMENT DEPARTMENT**



City of Gardena City Council Meeting

Agenda Item No.: 8. A. (1)

Department: Elected & Administrative Offices

Meeting Date: December 13, 2016

Ordinance: No. 1769

AGENDA REPORT SUMMARY

TO: THE HONORABLE MEMBERS OF THE CITY COUNCIL

**AGENDA TITLE: PUBLIC HEARING: SEWER RATE INCREASE;
ORDINANCE NO. 1769, UPDATING THE SEWER RATES AND AMENDING CHAPTER 13.26
OF THE GARDENA MUNICIPAL CODE RELATING TO THE SEWER USE FEE**

COUNCIL ACTION REQUIRED:

- Conduct a Public Hearing and Determine if Majority Protest Exists
- Introduce Ordinance No. 1769

Action Taken

STAFF SUMMARY AND RECOMMENDATION:

The purpose of sewer rates and charges is to protect the public health, safety and general welfare by providing a safe and reliable sewer system that meets current and anticipated quality standards for the residents and businesses of the City of Gardena and to pay for the cost of providing such services.

The sewer use fee is for the collection of sewage. *It is a fee, not a tax*, because it is based on the usage of the sewage system and not on the value of the property.

The City Council established the current sewer rate of \$0.25 per centum cubic feet (ccf) of water or 748 gallons of use on June 11, 1996 and has not increased the rate since. The City's current rate is the lowest of the all the surveyed agencies. While the current rates have allowed the City to maintain basic operation in the past, they no longer provide the resources necessary to support the current sewer program operations.

In early June of this year, staff conducted a comprehensive Sewer Rate Study. The overall goal for the Sewer Rate Study was to identify equitable sewer charges in support of sustainable utility services that address essential sewer maintenance and upgrades. The report recommends that the sewer rate increases should be spread out over a 5-year period and that the sewer fee be a combination of fixed and variable structure.

On September 27, 2016, the City Council approved the proposed sewer rate increase and authorized the initiation of the Proposition 218 process.

Following the directions from the City Council and procedures required by Proposition 218, on October 4, 2016, the City mailed out 14,051 Official Ballots to each owner of record from the LA County Assessor's roll, which included details on the sewer fee increase and instructions on how to protest. The City published the Notice of Public Hearing in the Gardena Valley Newspaper on November 10th and November 17th, 2016. Out of the 14,051 mailed protest ballots, 7,026 valid protests are needed to stop the rate increase. To date, less than 1,000 protests have been received by the City Clerk's office.

Staff recommends that the City Council open the public hearing, determine whether there is a majority protest against the proposed rate increase, and if no majority protest exists, that the City Council introduce Ordinance No. 1769, which amends Chapter 13.26 of the Gardena Municipal Code, adopting the proposed sewer rate increase and establishing the Sewer Lifeline Rebate Program.

FINANCIAL IMPACT/COST:

No financial impact for conducting this public hearing.

If Ordinance No. 1769 is adopted, approximately \$6.7 Million in additional Sewer Fund revenue over a five-year period.

ATTACHMENTS:

- Staff Report
- Ordinance No. 1769 (Exhibit A)
- Notice of Public Hearing and Protest Procedure & Mailing Confirmation (Exhibit B)
- Proof of Publication in the Gardena Valley Newspaper (Exhibit C)
- Sewer Lifeline Rebate Program Application (Exhibit D)

Submitted by Clint Osorio, Clint Osorio, Chief Fiscal Officer

Date 12/13/16

Concurred by Mitchell G. Lansdell, Mitchell G. Lansdell, City Manager

Date 12/13/16

CITY COUNCIL MEETING AGENDA STAFF REPORT

Agenda Item No.: 8. A. (1)

Department: Elected & Administrative

Meeting Date: 12/13/2016

Ordinance: No. 1769

**AGENDA TITLE: PUBLIC HEARING: SEWER RATE INCREASE;
ORDINANCE NO. 1769, UPDATING THE SEWER RATES AND
AMENDING CHAPTER 13.26 OF THE GARDENA MUNICIPAL CODE
RELATING TO THE SEWER USE FEE**

RECOMMENDATION:

Staff recommends that the City Council open the public hearing, receive all written and verbal testimony regarding the proposed sewer rate increases, determine whether there is a majority protest against the proposed rate increases, and if no majority protest exists, that the City Council introduce Ordinance No. 1769 - Revising the amount of Sewer Use Fee rate and establishing the Sewer Lifeline Rebate Program (SLRP).

BACKGROUND:

The City of Gardena operates approximately 88 miles of gravity sewer pipe collection system. Most of the existing pipelines range in age from 50 to 100 years old. The old pipes are undersized and cannot accommodate flows from larger, new and remodeled homes and buildings.

The purpose of sewer rates and charges is to protect the public health, safety and general welfare by providing a safe and reliable sewer system that meets current and anticipated quality standards for the residents and businesses of the City of Gardena and to pay for the cost of providing such services.

The sewer use fee is for the collection of sewage. *It is a fee, not a tax*, because it is based on the usage of the sewage system and not on the value of the property.

Council established the current sewer rate of \$0.25 per centum cubic feet (ccf) of water use on June 11, 1996 and has not increased it since. The City's current rate is the lowest of all the surveyed agencies including all South Bay neighboring cities. While the current rates have allowed the City to maintain basic operation in the past, they no longer provide the resources necessary to support the current sewer program operations.

In early June of this year, the City Manager directed staff to prepare a Sewer Rate Study report, which was completed in July of 2016. The overall goal for the Sewer Rate Study was to identify equitable sewer charges in support of sustainable utility services that address essential sewer upgrade needs. The report concluded that while just about every jurisdiction in California has increased its fees in recent years in an effort to fix aging sewer systems, Gardena is left behind. Furthermore, based on the current estimated revenues, the sewer cash balance will be completely depleted and a projected deficit of \$471,400 at the fiscal year end. The report recommends that the sewer rate increases should be spread out over a 5-year

period and that the sewer fee be a combination of fixed and variable structure because it offers the utmost fair and equitable rate approach for the Gardena residents and businesses.

Proposed Sewer Rate Schedule

Fixed Sewer Charge per Water Meter Unit per Month		
Water Meter Size	Residential	Non-Residential
SLRP	50% Rebate	N/A
5/8"	\$2	\$2
3/4"	\$3	\$3
1"	\$4	\$4
1 1/2"	\$5	\$5
2"	\$6	\$6
3"	\$7	\$7
4" & above	\$8	\$8

Sewer Usage Rate per Sewer Unit (ccf)					
Class	February 10, 2017	July 1, 2017	July 1, 2018	July 1, 2019	July 1, 2020
Residential	\$0.3500	\$0.4358	\$0.5345	\$0.6481	\$0.7786
Non-Residential	\$0.5000	\$0.5965	\$0.7075	\$0.8350	\$0.9815

Note: ccf (centum cubic feet) is approximately 748 gallons of water.
 Residential includes single family house, single unit apartment and condominium, and single unit trailer home.
 Non-Residential includes multi-unit apartment and condominium, commercials, industrial and any other non-classification units.

In response to concerns that the proposed rate increases would have detrimental effects on seniors, veterans and low and fixed income residents, the City Council has accepted a proposed Sewer Lifeline Rebate Program to assist residents that will be most sensitive to this fee increases. This rebate program allows qualified citizens to receive an annual 50% rebate on the City Monthly Fixed Sewer charge.

On September 27, 2016, the City Council approved the proposed 5-year sewer rate schedule above and the notice of public hearing and authorized the initiation of the Proposition 218 process.

Article XIID of the California Constitution (Proposition 218) requires that notification regarding the proposed increase to be sent to the record owner of each identified parcel upon which the fee is proposed for imposition and that one only protest will be counted per parcel.

On October 4, 2016, which is more than 45 days before this public hearing, following directions from the City Council and procedures required by Proposition 218, the city mailed notices of the proposed fee and the public hearing to 14,051 owner of record on the most recent LA County Assessor's roll. The notice included the schedule of proposed sewer rate adjustment and the protest form. The notice provided instructions on how, where, and when the notice was to be returned should the recipient wish to protest. A telephone number and an email address were provided to answer any related questions. It also contained the reason for the increases, frequently asked questions, date, time and location of this public hearing.


In an effort to inform the public about the proposed rate increase, the City has also published the Notice of Public Hearing in the Gardena Valley News on November 10, 2016 and November 17, 2016. Out of 14,051 identified parcels that were deemed to be affected by the proposed sewer rate increase, 7,026 valid protests are needed to stop the rate increase. To date, less than 1000 protests have been received by the City Clerk's office. Based upon this response, it is recommended that the City Council find that fewer than 7,026 protests were submitted.

CONCLUSION AND RECOMMENDATION

Attached for Council consideration are the mailing confirmation and notice of public hearing, a draft of the Sewer Lifeline Rebate Program application, proof of publication in the Gardena Valley News, and Ordinance No. 1769, setting forth a new sewer fee rate to make the sewer fee more in line with the current cost to provide the service.

It is therefore recommended that the City Council open the public hearing and receive all written and verbal testimony regarding the proposed rate increase, determine whether there is a majority protest against the proposed rate increase, and if no majority protest exists, that the City Council introduce the first reading of Ordinance No. 1769 revising the sewer use fee rate and establishing the Sewer Lifeline Rebate Program, and take such additional, related, action that may be desirable.


Submitted by:



Clint D. Osorio, Chief Fiscal Officer

Date: 12/13/2016

Approved by:



Mitchell G. Lansdell, City Manager

Date: 12/13/2016

ORDINANCE NO. 1769

AN ORDINANCE OF THE CITY COUNCIL OF THE CITY OF GARDENA, CALIFORNIA, UPDATING THE SEWER RATES AND AMENDING CHAPTER 13.26 OF THE GARDENA MUNICIPAL CODE RELATING TO THE SEWER USE FEE

WHEREAS, the City of Gardena is empowered by California Health and Safety Code Section 5471 and California Government Code Section 54344 to prescribe and collect fees and charges for providing services to users of the City owned, operated, and maintained sewer system; and

WHEREAS, the City of Gardena City Council has previously established sewer rates, but has not adjusted sewer rates since 1996; and

WHEREAS, on June 8, 2016, the City determined to undertake a sewer rate study to analyze the revenue requirements and to identify equitable sewer rates in support of sustainable utility services that address essential sewer upgrade needs and directed staff to conduct a Sewer Rate Study, which was completed in July 2016; and

WHEREAS, the Sewer Rate Study concluded that the existing sewer rates do not adequately recover the City's costs of providing sewer services to customers; and

WHEREAS, the California Supreme Court determined in *Bighorn-Desert View Water Agency v. Verjil* (2016) 39 Cal. 4th 205, that fees for "sewer, water, and refuse collection services" are "property-related fees" subject to certain rate increase procedures set forth in Proposition 218 (Article XIID of the California Constitution); and

WHEREAS, on September 27, 2016, staff presented the proposed sewer rates, along with the Rate Study and the notice of public hearing to the City Council and made them available to the public on the City's website and in the City Clerk's Office; and

WHEREAS, also on September 27, 2016, the City Council accepted, subject to Proposition 218 majority protest procedures, the proposed five-year schedule of rate increases as recommended in the Rate Study to sustain the City's existing sewer infrastructure system and accomplish necessary capital infrastructure improvements; and

WHEREAS, the City Council hereby finds and determines the following with regard to the proposed rate increases to the sewer service charge:

1. Revenues derived from the fee shall not exceed the funds required to provide the sewer services and shall be used exclusively for the City's sewer system;
2. The amount of the proposed sewer rates will not exceed the proportional cost of the service attributable to each parcel;
3. The proposed sewer service charges will not be imposed on a parcel unless the sewer services are actually used by, or immediately available to, the owner of the parcel;
4. The proposed sewer service charges are not levied for general governmental services; and

WHEREAS, in accordance with California Constitution Article XIID, §6(c) and Government Code §54354.5 and following directions from the City Council, the below actions have been implemented:

1. Mailed the Official Ballot, Notices of the fee proposal, and public hearing date to each property owner served by the City's sewer system on October 4, 2016, which detailed the amount of the proposed rates, the basis of which they were calculated, the reason for the increases, and the date, time, and location of the public hearing;
2. Placed bound copies of the Sewer Rate Study, the Proposed Rate Schedule, and the Notice of Public Hearing at the public counters of the City Clerk's Office;
3. Posted an electronic version of the Sewer Rate Study and associated staff reports on the City's website;
4. Advertised the fee proposal and public hearing date in the *Gardena Valley News* on November 10, 2016, and November 17, 2016;
5. Provided an email address and telephone number to answer any related questions;
6. Responded to each phone call, email, and letter that had questions in this regard; and

WHEREAS, on December 13, 2016 (more than 45 days after the mailing of the notice), the City Council held a duly noticed public hearing and considered all written protests against the proposed sewer rate increases; and

WHEREAS, at the conclusion of the public hearing, the City Clerk attested that written protests against the proposed sewer rates had not been filed by a majority of the property owners of the affected parcels.

NOW, THEREFORE, THE CITY COUNCIL OF THE CITY OF GARDENA, CALIFORNIA, DOES HEREBY ORDAIN, AS FOLLOWS:

SECTION 1. **Subsection A. of Section 13.26.030 (Amount of fee – Penalties.)** is amended to read, as follows:

A. The Sewer Use Fee shall be as follows:

Residential includes single family house, single unit apartment and condominium, and single unit mobile home.

Non-Residential includes any other unit and classification.

Fixed Sewer Charge per Water Meter Unit per Month		
Water Meter Size	Residential	Non-Residential
SLRP	50% Rebate	N/A
5/8"	\$2	\$2
3/4"	\$3	\$3
1"	\$4	\$4
1 1/2"	\$5	\$5
2"	\$6	\$6
3"	\$7	\$7
4" & above	\$8	\$8

Sewer Usage Rate per Sewer Unit (ccf*)					
Class	Feb. 10, 2017	July 1, 2017	July 1, 2018	July 1, 2019	July 1, 2020
Residential	\$0.3500	\$0.4358	\$0.5345	\$0.6481	\$0.7786
Non-Residential	\$0.5000	\$0.5965	\$0.7075	\$0.8350	\$0.9815

*ccf = centum cubic feet, or 748 gallons

SECTION 2. **Subsection B. of Section 13.26.070 (Senior citizen and other exemptions.)** is amended to read, as follows:

- B. Sewer Lifeline Rebate Program (SLRP) – Any single family residential unit where the individual who is the head of the household is either sixty years of age or older, or a veteran, or who qualifies under the California Alternative Rates for Energy (CARE) program guidelines based on the recent criteria published by the California Public Utilities Commission, shall receive a 50% rebate on the monthly fixed sewer charge. In order to qualify for this rebate, the individual shall file an application in a form, time, and manner prescribed by the Chief Fiscal Officer.

SECTION 3. This Ordinance was adopted to comply with the California Supreme Court decision in Bighorn-Desert View Water Agency v. Verjil (2006) 39 Cal. 4th 205. To the extent any provision of this Ordinance repeals or supersedes any previous approvals, such repeal or replacement will not affect any penalty, forfeiture, or liability incurred before, or preclude prosecution and imposition of penalties for any violation occurring before, this Ordinance's effective date. If any part of this Ordinance or its application is deemed invalid by a court of competent jurisdiction, such invalidity shall not affect other provisions or application, and to this end, the provisions of this Ordinance are severable.

SECTION 4. The City Clerk shall certify the passage of this ordinance and shall cause the same to be entered in the book of original ordinances of said City; shall make a minute passage and adoption thereof in the records of the meeting at which time the same is passed and adopted; and shall, within fifteen (15) days after the passage and adoption thereof, cause the same to be published as required by law, in a publication of general circulation.

SECTION 5. This ordinance shall not become effective or be in force until thirty (30) days from and after the date of its adoption.


PASSED, APPROVED, AND ADOPTED this _____ day of _____, 2017.

Mark E. Henderson, Mayor Pro Tem

ATTEST:

Mina Semenza, City Clerk

APPROVED AS TO FORM:



Peter L. Wallin, City Attorney

EXHIBIT B

**PROPOSED SEWER RATE INCREASE
NOTICE OF PUBLIC HEARING AND PROTEST PROCEDURE**

**What is this mailer about?**

The City of Gardena is currently considering an increase to its sewer rates. You are receiving this notice because you are the owner of real property that received sewer service from the City and that is subject to the City's sewer charge. The purpose of this notice is to give you information about the proposed increase and explains how you can participate in the rate setting process.

Why are rate increases needed?

A well-maintained sewer system is critical to protecting your homes, businesses, and public health from sewage spills. It is the City top priority to keep sewer pipelines safe and reliably. However, since sewer rates have not increased since it was established 20 years ago, revenues have not kept up with the rising cost to maintain, repair and improve the system. The current utility program has been forced to use its reserve funds and subsidy from General Fund just to keep up with the operating costs. For many years now, the City has postponed necessary replacement and capital improvement projects. If we continue to delay these projects any longer, it will be much more difficult and costly in the future to provide sewer services to the community.

What will revenues from the proposed rate adjustment be used for?

The proposed sewer rate adjustment will fund the current operating costs, which is running in deficit. This adjustment will also allow the City to fund \$3.8 million of the overdue critical pipeline rehabilitation and pipeline capacity upgrades in the next 5 years to ensure the City continued compliance with State and Federal regulations.

When was the last time Gardena sewer rate increased?

The City has not increased its sewer rate since it was established in 1996.

Will any of the proposed sewer rates be used for other purposes?

No. By State law, the proposed sewer fee revenues can only be used to pay the cost of providing sewer services such as sewer related maintenance, operations and capital improvement.

What are the proposed sewer rates based on?

The proposed sewer rates are based on the revenues needed to meet projected operating expenses for the period of July 2016 to June 2021. California law requires the City to set rates sufficient to cover operating expenses and to fund for replacement or upgrades. The calculation of and reasons for the rate increase are analyzed and supported in the Sewer Rate Study conducted in July of 2016. The report is available for public review at Gardena City Hall and online at www.ci.gardena.ca.us.

How is the City helping low and fixed-income customers with the rate increases?

The City offers a Sewer Lifeline Rebate Program (SLRP) to help senior, low and fixed-income residents who live in a single family unit and currently participated in California Alternative Rates for Energy (CARE) program with a utility company to automatically qualify for 50% rebate on Fixed Sewer charge for the property or unit they reside in. If you have questions regarding eligibility or how to apply, please call (310) 217-9565 or visit www.ci.gardena.ca.us.

What rates are the City proposing and when will they take effect?

There will be two components to the proposed rates, monthly fixed charge is based on water meter size and variable rates are per centum cubic feet (ccf) or approximately 748 gallons of water, based on water usage. For the variable rates, the City is proposing an initial rate increase of 40% for residential and 100% for businesses beginning on February 13, 2017, followed by four (4) smaller annual rate increases below to take effect on July 1, 2017, July 1, 2018, July 1, 2019 and July 1, 2020. The proposed monthly fixed charge is per water unit and based on the size of your water meter. The fixed rates are to take effect on January 13, 2017 and remain unchanged. Below is the proposed sewer fee schedule.

Class	Proposed Variable Sewer Rates per Sewer Unit (ccf)					
	Current	FY 2016/17	FY 2017/18	FY 2018/19	FY 2019/20	FY 2020/21
Residential*	\$0.250	\$0.350	\$0.4358	\$0.5345	\$0.6481	\$0.7786
Non-Residential	\$0.250	\$0.500	\$0.5965	\$0.7075	\$0.8350	\$0.9815

Water Meter Size	Proposed Monthly Fixed Sewer Charge per Water Meter Unit	
	Residential	Non-Residential
SLRP ¹	50% Rebate	
5/8"	\$2	\$2
3/4"	\$3	\$3
1"	\$4	\$4
1 1/2"	\$5	\$5
2"	\$6	\$6
3"	\$7	\$7
4" & above	\$8	\$8

How will the proposed rates affect a single-family residential sewer bill?

If passed, the sewer proposed rates will increase the typical single-family unit residential customer's monthly bill (based on 9 ccf) for sewer fee by \$2.90 in the first year, \$0.77 the second year, \$0.89 the third year, \$1.02 the fourth year, and \$1.18 the fifth year. This represents a total increase of approximately 15% each year after the initial increase.

¹ Sewer Lifeline Rebate Program (SLRP) - Seniors (over 60 years) or veterans or low and fixed income residents who live in single family unit and currently participated in California Alternative Rates for Energy (CARE) program with a utility company will automatically qualify for 50% rebate on Fixed City Sewer charge for the property or unit they reside in.

*Residential includes single family unit home, single unit apartment & condominium and single unit trailer home.

NOTICE OF PUBLIC HEARING

NOTICE IS HEREBY GIVEN that on Tuesday, December 13, 2016 at 7:00 p.m., a public hearing will be conducted in the City Council Chambers at 1700 West 162nd Street, Gardena, CA 90247.

This will be a public hearing before the Gardena City Council to allow public testimony and discussion of the proposed sewer rate increases described within this notice. The City Council will take written and oral comments that evening. They will also consider all written protests against the proposed rate increases, determine if a majority protest exists, and consider an ordinance to adopt the sewer rate increases.

How to File a Written Protest

Proposition 218 requires a public hearing when the City proposes to increase utility service rates or establish new rates. The City Council is charged with holding the public hearing required by Proposition 218. Council will hold this public hearing on Tuesday December 13, 2016 at 7:00 p.m. in the Council Chambers of the City Hall located at 1700 West 162nd Street, Gardena. The City Council can adopt the proposed sewer rate changes if written protest against these changes are not filed for a majority of the affected parcels.

Under Proposition 218, if you are the owner of record of a parcel subject to the rate changes, please complete and return the enclosed official ballot to the City of Gardena, City Clerk's office. You also can submit a protest of the proposed rate changes by filling a written protest at the City Clerk's office. Your written protest must be filed and received by the City Clerk's office on or before the close of the public hearing at the City Council meeting set for December 13, 2016, at 7:00 p.m. Any written protests, received after the closing date (post marks will not be accepted) are not considered valid ballots and will not be certified by the City Clerk. Oral, telephone, fax, and email protest will not be accepted. The written protest must include the following, and shall not be counted if any of these required elements are omitted: service address, assessor's identification number, original signature and legibly printed name of the owner of record or authorized representative. **Only one ballot protest will be counted per parcel.** You may mail or hand deliver your written ballot to: City of Gardena, Office of the City Clerk, 1700 West 162nd Street, Gardena CA 90247.



To protest the proposed sewer rate increase, please check the box, cut along the dotted lines and return the Official Ballot below.

✂

OFFICIAL BALLOT

Protest Form: Property owners or an authorized representative may complete this form and deliver it to the City of Gardena, Office of the City Clerk, 1700 West 162nd Street, Gardena CA 90247. This ballot must be received before the close of the City Council public hearing set for Tuesday, December 13, 2016.

Assessor's Parcel Number (XXXX-XXX-XXX)



Parcel Address: XXXXXXXXXXXXXXXXX

XXXXXXXX, XX XXXXX

☐ I protest the proposed sewer rate increase

Print Name: _____

Sign Name: _____

✂



CITY OF GARDENA
1700 W. 162ND STREET
GARDENA, CA 90247

Information Packet and Notice of Public Hearing Proposed Sewer Rates FY 16/17 to FY 20/21

XXXXXXXXXXXXXXXXXXXX

XXXXXXXXXXXXXXXXXXXX

XXXXXXXXXX, XX XXXXX

United States Postal Service
Postage Statement - Standard Mail

Post Office: Note Mail Arrival Date & Time
 (Do Not Round-Stamp)

Mailer	Permit Holder's Name and Address and Email Address, if Any Premier Mailing 14522 Garfield Ave Paramount, CA 90723		Telephone (562) 408-2134		Name and Address of Mailing Agent (If other than permit holder) Premier Mailing Inc 14522 S. Garfield Ave Paramount, CA 90723		Telephone (562) 408-2134		Name and Address of Mail Owner (If other than permit holder) City Of Gardena 1700 W. 162nd Street Gardena, CA 90247	
	CAPS Cust. Ref. No. CRID 2945687		CRID 2945687		CRID 2945687		CRID 2945687		CRID 2945687	

Mailing	Post Office of Mailing Paramount CA 90723		Processing Category <input checked="" type="checkbox"/> Letters <input type="checkbox"/> Flats <input type="checkbox"/> Marketing Parcels <input type="checkbox"/> Parcels - Machinable <input type="checkbox"/> Parcels - Irregular <input type="checkbox"/> CMM <input type="checkbox"/> Catalogs		Mailer's Mailing Date 10/04/2016		Federal Agency Cost Code		Statement Seq. No. #25585		No. & Type of Containers Sacks 15 1 ft. Letter Trays 23 2 ft. Letter Trays EMM Letter Tray Flat Trays 1 Pallets 16 Other	
	Type of Postage <input checked="" type="checkbox"/> Permit Imprint <input type="checkbox"/> Precanceled Stamps <input type="checkbox"/> Metered		SSF Transaction #		Weight of a Single Piece 0.0288		Combined Mailing <input type="checkbox"/> Mixed Class <input type="checkbox"/> Single Class		Total # of Pieces in Mailing 14,051		Total Weight 404.6688 lb	
Postage	Permit # 334		For Mail Enclosed Within Another Class <input type="checkbox"/> Bound Printed Matter <input type="checkbox"/> Library Mail <input type="checkbox"/> Periodicals <input type="checkbox"/> Media Mail		<input type="checkbox"/> Mailpiece is a product sample. % samples							
	For Automation Pieces, Enter Date of Address Matching and Coding 9/30/2016		For Carrier Route Pieces, Enter Date of Address Matching and Coding 9/30/2016		For Carrier Route Pieces, Enter Date of Carrier Route Sequencing 9/30/2016		For Pieces Bearing a Simplified Address Enter Date of Delivery Statistics File or Alternative Method 9/30/2016					
	Move Update Method: <input type="checkbox"/> Ancillary Service Endorsement <input checked="" type="checkbox"/> NCOA Link <input type="checkbox"/> ACS <input type="checkbox"/> Alternative Method <input type="checkbox"/> Multiple <input type="checkbox"/> OneCode ACS <input type="checkbox"/> n/a Alternative Address Format											
	This is a Political Campaign Mailing <input type="checkbox"/> Yes <input checked="" type="checkbox"/> No		This is Official Election Mail <input type="checkbox"/> Yes <input checked="" type="checkbox"/> No		<input type="checkbox"/> Letter-size or flat mailpiece contains DVD/CD or other disk.							
	Receipt Number #25585		Reference Number #25585		Mailer's Department/Job No. #25585		Description of Mail 8.5x14 Letter Mailing		Entry Point SCF LOS ANGELES, CA 900			
USPS Use	Parts Completed (select all that apply) <input checked="" type="checkbox"/> A <input checked="" type="checkbox"/> B <input type="checkbox"/> C <input type="checkbox"/> D <input type="checkbox"/> E <input type="checkbox"/> F <input type="checkbox"/> G <input type="checkbox"/> H <input type="checkbox"/> L <input type="checkbox"/> M <input type="checkbox"/> S <input type="checkbox"/> NSA											
	1 Subtotal Postage (Add parts totals)										\$3,083.33	
	2 Price at Which Postage Affixed (Check One) Complete if the mailing includes pieces bearing metered/PC Postage or precanceled stamps. <input type="checkbox"/> Correct <input type="checkbox"/> Lowest <input type="checkbox"/> Neither pcs. x \$ = Postage Affixed											
	3 Incentive/Discount Flat Dollar Amount: -											
	4 Fee Flat Dollar Amount: +											
Certification	5 Permit # 334 Net Postage Due (Line 1 +/- Lines 2, 3, 4)										\$3,083.33	
	Additional Postage Payment (State reason)											
	For postage affixed add additional payments to net postage due; for permit imprint add additional payment to total postage.											
	Total Adjusted Postage Affixed											
	Postmaster: Report Total Postage in AIC 130 (Permit Imprint Only, Excluding Simplified Addressing (EDDM))											
USPS Use Only	Postmaster: Report Total Postage in AIC 208 (Simplified Addressing (EDDM), Permit Imprint Only)											
	Total Adjusted Postage Permit Imprint											
	Total Adjusted Postage Simplified Addressing (EDDM)											
	Incentive/Discount Claimed _____ Type of Fee _____											
	The mailer's signature certifies acceptance of liability for and agreement to pay any revenue deficiencies assessed on this mailing, subject to appeal. If an agent signs this form, the agent certifies that he or she is authorized to sign on behalf of the mailer and that the mailer is bound by the certification and agrees to pay any deficiencies. In addition, agents may be liable for any deficiencies resulting from matters within their responsibility, knowledge, or control. The mailer hereby certifies that all information furnished on this form is accurate, truthful, and complete; that the mail and the supporting documentation comply with all postal standards and the mailing qualifies for the prices and fees claimed; and that the mailing does not contain any matter prohibited by law or postal regulation. I understand that anyone who furnishes false or misleading information on this form or who omits information requested on this form may be subject to criminal and/or civil penalties, including fines and imprisonment.											
USPS Use Only	Signature of Mailer or Agent Privacy Notice: For information regarding our Privacy Policy visit www.usps.com											
	Printed Name of Mailer or Agent Signing Form Armando Lopez Telephone (562) 408-2134											
	Weight of a Single Piece _____ pound											
	Are postage figures at left adjusted from mailer's entries? If yes, reason: <input type="checkbox"/> Yes <input type="checkbox"/> No											
	Total Pieces _____ Total Weight _____											
USPS Use Only	Total Postage _____											
	Presort Verification Performed? (If required) <input type="checkbox"/> Yes <input type="checkbox"/> No											
	I CERTIFY that this mailing has been inspected for each item below if required: (1) eligibility for postage prices claimed; (2) proper preparation (and presort where required); (3) proper completion of postage statement; (4) payment of annual fee; and (5) sufficient funds on deposit (if required).											
	Date Mailed Notified _____ Contact _____											
	By (Initials) _____ Time _____ AM PM											
USPS Use Only	Print USPS Employee's Name _____											
	Round Stamp (Required) Payment Date _____											
	USPS Employee's Signature _____											
	Facsimile _____											
	This form and mailing standards are available on Postal Explorer at pe.usps.com .											

Company Detail	
Company Name	PREMIER MAILING SERVICES
Address	14522 GARFIELD AVE PARAMOUNT, CA 90723-3426
Contact Name	RAMON
Phone Number	(562)408-2134
Profit Indicator	P
PS Form 3607R - Mailing Transaction Receipt	
Account Holder Account Number	1455925
Account Holder Permit Number	334
Account Holder Permit Type	PI
Account Holder CRID	2945687
Post Office of Permit	PARAMOUNT CA 90723-9998
Post Office of Mailing	PARAMOUNT CA 90723-9998
Post Office of Permit Cost Center	055838-0826
Post Office of Mailing Cost Center	055838-0826
Mailing Agent Name	PREMIER MAILING SERVICES
Mailing Agent CRID	2945687
Mail Owner Name	CITY OF GARDENA
Mail Owner CRID	4950779
JOB ID	
Customer Reference ID	
CAPS Transaction Number	N/A
Class of Mail	Standard Mail
Processing Category	Letters
Postage Statement ID	252963283
Mailing Group ID	175700891
Mailer's Mailing Date	10/04/2016
Mailer Declared Total Pieces	14,051 pcs.
Mailer Declared Total Weight	404.6688 lbs.
Mailer Declared Weight of a single-piece	0.0288 lbs.
USPS Determined Total Pieces	14,051 pcs.
USPS Determined Total Weight	404.6688 lbs.
USPS Determined Weight of a single-piece	0.0288 lbs.
Total Number of Containers	38
Total Adjusted Postage	\$ 3,083.33
Payment Date and Time	10/04/2016 16:11
Payment Transaction Number	201627818112363M1
Adjustment Transaction Number	
Mailer Figures Adjusted?	No
Person authorizing adjustment	
Name	
Phone Number	
Acceptance Site Mailer ID	
Clerk Initials	JEC
Mail Arrival Date and Time	10/04/2016 15:53

United States Postal Service®

**Plant Verified Drop Shipment (PVDS)
Verification and Clearance**

LOS ANGELES

1. Requested In-Home Delivery Date
(3-day window)

2. Drop Ship Appointment Number

120420658

3. Mailer Name (562) 408-2134
Premier Mailing Inc4. FAST Scheduler ID
9072334260015. Mailer Contact Name
Armando Lopez6. Mailer Contact Telephone
(Include area code) (562) 408-21347. Origin Plant Location (City, State and Zip+4®)
Paramount, CA 907238. Check One
☒ Identical-Weight Pieces. Weight of a Single Piece 0.0288 lbs.
☐ Nonidentical-Weight Pieces9. Class of Mail
☐ Periodicals ☒ Std. Mail
☐ Package Services
☐ International (Specify class)10. Product or Publication Titles
or Names
#25585
8.5x14 Letter Mailing
Mailing Statement Number(s):
27912

11. Total Gross Weight of Shipment (Verified at origin office)

478 lbs

12. Type of Mail Processing Category (Check all that apply)

☒ Letters ☒ Automation Compatible ☐ Irregular Parcels
☐ Flats ☐ Machinable Parcels ☐ Nonmachinable Parcels

13. Pallets

a. No. Pallets of Trays

b. No. Pallets of Sacks

c. No. Pallets of Parcels

d. No. Pallets of Bundles

13e. Non-Palletized Containers

Optional if Pallet Presort
is Known

i. 5-Digit

ii. 5-D Scheme

iii. 5-D CR

iv. 5-D Scheme CR

v. 3-D

vi. All Other

15' 12'

i. No. of Bundles

ii. No. of Trays

iii. No. of Sacks

iv. No. of Parcels

v. No. of Airboxes

vi. No. of Other (Describe)

14. Entry Discounts Claimed (Check all that apply) ☐ DDU ☐ DNDC ☐ DFSS ☒ Mailing Includes Pieces For Delivery Outside Service Area of Entry Office.
☒ DSCF ☐ DADC ☐ International Service Center (ISC) ☐ International: _____15. Comments -- Record SCF/ADC/NDC/ASF designator(s) and ZIP Code(s) from the DMM label list for mailing presented or attach register.
Control No.: 9953 SCF 900
City Of Gardena

16a. Contact at Company Making Drop Ship Appointment (if other than mailer and if known when completing this form)

16b. Telephone

17. Origin Post Office (City, State and Zip+4)

Paramount, CA 90723

26a. Name of USPS® Employee
Verifying Mail
Juan Caudillo26b. Employee's Telephone
(Include area code)
(562) 634-8097


18. Verified at

☐ DMU (Mailer's Plant) ☒ BMEU or Post Office

26c. Signature of Verifying Employee

FILE COPY

27. Round Stamp (Required)



19. Permit Number

334

20. Postage Payment Method
(except for Periodicals)☒ Permit ☐ Stamped ☐ Meter

21. Total Pieces

14,051

22. Total Weight of Mailing

404.66

26d. USPS Contact Name

(If other than verifying employee)

23. Vehicle PVDS Seal Number

24. Vehicle ID Number

25. Comments

15' 12' TRAYS

33. Load Condition Irregularities (Check all that apply)

☐ Broken Pallets ☐ Mailings Are Not Separated by Form 8125
☐ Container Counts do not Match Form 8125 ☐ Overweight Pallets
☐ Damaged Mail ☐ Pallets Too Tall
☐ Improper Mail Makeup ☐ Incorrect Mail Class
☐ Load Unsafe ☐ Other (Describe in Item 32)
☐ Incorrect Appointment Type

34. Scan the barcode upon receipt.

Mailing includes pieces for delivery

28. Entry Office (Facility name, address, city, state and ZIP+4® code as found in the Drop Ship Product.)

LOS ANGELES

Deliver to:

7001 S CENTRAL AVE

LOS ANGELES CA 90052-9998

Note: Appointments with 100% Periodicals can be presented whenever the destination facility is open and staffed.

29a. USPS Receiving Employee
Signature29b. USPS Receiving Employee
Name

30. Date/Time of Arrival

10-4-16 1550

31. Date/Time of Departure

10-4-16 1945

32. Comments (NOTE: Enter bedload discrepancies as percentages and pallet discrepancies as pallet counts.)



CITY OF GARDENA

Notice of Public Hearing on Proposed Sewer Rate Increase

Tuesday, December 13, 2016 at 7:00 p.m.

Council Chambers - 1700 West 162nd Street, Gardena, CA 90247

AFFP

47829/47000 sewer rate incre

Affidavit of PublicationSTATE OF CALIFORNIA }
COUNTY OF LOS ANGELES } SS

Marcela Aguayo, being duly sworn, says:

That she is Legal Ad Mgr. of the Gardena Valley News, #192381, a weekly newspaper of general circulation, printed and published in Gardena, LOS ANGELES County, California; that the publication, a copy of which is attached hereto, was published in the said newspaper on

November 10, 2016, November 17, 2016

That said newspaper was regularly issued and circulated on those dates.

SIGNED

Legal Ad Mgr.

Subscribed to and sworn to me this 17th day of November 2016.

GARDENA VALLEY NEWS, LOS ANGELES County,

00004357 00047000

GV-CITY OF GARDENA/LEGAL PUB
1700 WEST 162ND STREET
GARDENA, CA 90247-3778

NOTICE IS HEREBY GIVEN that the City Council of the City of Gardena, in compliance with Article XIII D of the California State Constitution and the Proposition 218 Omnibus Implementation Act, will conduct a public hearing on a proposed sewer rate increase, on Tuesday, December 13, 2016 at 7:00 p.m. in the Council Chambers located at 1700 West 162nd Street, Gardena, CA 90247. The City will allow public testimony and discussion of the proposed sewer rate increase described within this notice. The City Council will take written and oral comments that evening. They will also consider all written protests against the proposed rate increase, determine if a majority protest exists, and consider an ordinance to adopt the proposed sewer rate increase.

Protest

Proposition 218 requires a public hearing when the City proposes to increase utility service rates or establish new rates. The City Council is charged with holding the public hearing required by Proposition 218. The City Council can adopt the proposed sewer rate changes if written protest against these changes are not filed for a majority of the affected parcels.

Under Proposition 218, if you are the owner of record of a parcel subject to the rate changes and wish to protest, a written protest may be submitted by:

- Delivery of the Official ballot or a written protest to the City Clerk's Office, 1700 West 162nd Street Room 106, Gardena, CA during business hours;
- Mail to the City Clerk's Office, 1700 West 162nd Street, Gardena, CA 90247;
- Personally submitting the written protest at the Public Hearing.

Your written protest must be filed and received by the City Clerk's office on or before the close of the public hearing. Any written protests received after the closing date (post marks will not be accepted) are not considered valid protests and will not be certified by the City Clerk. Oral, telephone, fax, and email protest will not be accepted. The protest must include the following, and shall not be counted if any of these required elements are omitted: name of owner of record, service address, assessor's identification number, original signature and legibly printed name of owner of record or authorized representative. Only one protest will be counted per parcel.

Need for Rate Increase

A well-maintained sewer system is critical to protecting your homes, businesses, and public health from sewage spills. It is the City's top priority to keep sewer pipelines safe and reliable. However, Gardena's sewer rates have not increased since they were established 20 years ago. Revenues have not kept up with the rising cost to maintain, repair and improve the system. The current utility program has been forced to use its reserve funds and subsidies from the General Fund just to keep up with the operating costs. For many years now, the City has postponed necessary replacement and capital improvement projects. If we continue to delay these projects any longer, it will be much more difficult and costly in the future to provide sewer services to the community.

Proposed Sewer Rates

The proposed sewer rates are based on the revenues needed to meet projected operating expenses for the period of July 2016 to June 2021. California law allows the City to set rates sufficient to cover operating expenses and to fund for replacement or upgrades. The calculation of and reasons for the rate increase are analyzed and supported in the Sewer Rate Study conducted in July of 2016. The report is available for public review at Gardena City Hall and online at www.ci.gardena.ca.us. There will be two components to the proposed rates, a monthly fixed charge based on water meter size and variable rates based on water usage. The proposed monthly fixed charge is based on the size of your water meter. The fixed rates are to take effect on February 13, 2017 and remain unchanged. For the variable rates, the City is proposing an initial rate increase of 40% for residential and 100% for businesses beginning on February 13, 2017, followed by four (4) smaller annual rate increases below to take effect on July 1, 2017, July 1, 2018, July 1, 2019 and July 1, 2020. Below is the proposed sewer fee schedule:

Water Meter Size	Proposed Monthly Fixed Sewer Charge per Water Meter Unit	
	Residential	Non-Residential
SLRP	50% Rebate	
5/8"	\$2	\$2
3/4"	\$3	\$3
1"	\$4	\$4
1 1/2"	\$5	\$5
2"	\$6	\$6
3"	\$7	\$7
4" & above	\$8	\$8

Class	2016	2017	2018	2019	2020	2021
Residential	\$0.250	\$0.350	\$0.4358	\$0.5345	\$0.6481	\$0.7786
Non-Residential	\$0.250	\$0.500	\$0.5965	\$0.7075	\$0.8350	\$0.9815

Note: ccf (centum cubic feet) is approximately 748 gallons of water.

Residential includes single family home, single unit apartment and single unit trailer home.

Non-Residential includes multi-unit apartment and condominium, commercial, industrial and any other non-classification units.

Sewer Lifeline Rebate Program

The City is offering a Sewer Lifeline Rebate Program (SLRP) to help seniors (over 60), disabled veterans and low and fixed-income residents who live in a single family unit and currently participate in California Alternative Rates for Energy (CARE) program with a utility company. They will automatically qualify for 50% rebate on Fixed Sewer charge for the property or unit they reside in. If you have questions regarding eligibility or how to apply, please call (310) 217-9565.

More Information

If you need a replacement ballot, more information on the proposed sewer rate increase or have a question about this notice, please contact the City Clerk's Office at (310) 217-9565 or email to cityclerk@ci.gardena.ca.us.

City of Gardena
Administrative Services
Revenue & Collections Office
1700 West 162nd Street, Room #104
Gardena, CA 90247
(310) 217 - 9521

EXHIBIT D



FOR OFFICIAL USE ONLY

Approved ☐ Denied ☐
Remark: _____
By: _____
Date: _____

CITY OF GARDENA
SEWER LIFELINE REBATE PROGRAM (SLRP) APPLICATION

Please complete and return to the City of Gardena, Revenue and Collections Office, Room #104, 1700 West 162nd Street, Gardena CA, 90247.

APPLICANT: _____
(Last Name) (First Name) (Initial)

SERVICE ADDRESS: _____ Gardena, CA _____
(Street Number and Name) (Zip)

TELEPHONE NUMBER (if we need to verify information): _____

GOLDEN STATE WATER ACCOUNT # _____ (11-digit number from your water bill)

REBATE AMOUNT: Monthly Fixed Sewer Rate \$ _____ x 50% x _____ Months =

ALL BOXES MUST APPLY TO QUALIFY FOR THE REBATE:

- ☐ 1. I live in the residence qualifying for rate assistance
- ☐ a. I rent this residence (name must appear on the water bill)
OR
☐ b. I own this residence
- ☐ 2. I receive GSW water service
- Please include a copy of your recent water bill. (If service is paid through your mobile home park on your space rental bill, please submit a copy of that bill)
- ☐ 3. I am a senior, veteran or currently participate in CARE program
- ☐ a. I am a senior, at least 60 years of age or older (please include a copy of your ID)
OR
☐ b. I am a veteran and a head of household (please include a copy of your DD Form 214/215)
OR
☐ c. I am currently participating in CARE program with a utility company (please include a copy of your recent utility bill)
OR
☐ d. I am qualifying under CARE program criteria (please see back for more details and instructions)

I hereby claim a rebate for the monthly fixed sewer use fee pursuant to Section 13.26.070 of the Gardena Municipal Code. I state that the information I have provided in this application is true and correct. I understand that if I receive the rebate without qualifying for it, I may be required to pay back the rebate I received.

(Signature)

(Date)

CITY OF GARDENA
SEWER LIFELINE REBATE PROGRAM (SLRP) APPLICATION – INSTRUCTIONS

Any single family residential unit where the individual who is the head of household is either sixty years of age or a veteran or qualify under the California Alternative Rates for Energy (CARE) program criteria below shall receive 50% rebate on the monthly fixed sewer charge. To qualify for this rebate, the application form must be completed and returned to the Revenue and Collections Office, along with a copy of the requested documents based on your selected qualifying option. You may be required to provide additional statements or documents if requested to verify the accuracy of the information you have provided. For more information, please contact the Revenue and Collections Office at (310) 217-9521 or visit the office located in the City Hall Room 104, 1700 West 162nd Street, Gardena, CA 90247.

CARE PROGRAM ELIGIBILITY

Please check box 3 (d) on the application form if you qualify under CARE program based on option 1 or 2 below.

1. PUBLIC ASSISTANCE PROGRAM ELIGIBILITY:

If you or someone in your household participate in any of the Public Assistance Program in this section, please provide documentation to prove that you are currently receiving the assistance.

Medi-Cal / Medicare	WIC	National School Lunch Program (NSLP)
CalFresh/SNAP (Food Stamps)	LIHEAP	Bureau of Indian Affairs General Assistance
CalWorks (TANF)	Supplemental Security Income (SSI)	Head Start Income Eligible

2. INCOME ELIGIBILITY:

Number of persons in my household: + =

Adults Children Total

Total combined gross annual household income: \$

For example: Current monthly income x 12 months = annual household income

The definition of "gross (before taxes) household income" is all the money and noncash benefits, available for living expenses, from all sources, both taxable and nontaxable, for all people who live in my home. Subject to verification by the City of Gardena.

Effective June 1, 2016 to May 31, 2017
 California Public Utilities Commission - CARE Income Guidelines

Household Size	Income Eligibility Upper Limit
1-2	\$32,040
3	\$40,320
4	\$48,600
5	\$56,880
6	\$65,160
7	\$73,460
8	\$81,780
Each Additional Person	\$8,320



City of Gardena City Council Meeting

AGENDA REPORT SUMMARY

Agenda Item No. 8. A. (2) (a)

Department: ELECTED and
ADMINISTRATIVE
OFFICES

Meeting Date: 12/13/2016

TO: THE HONORABLE MEMBERS OF CITY COUNCIL

AGENDA TITLE: APPROVAL OF AMENDED TERMS OF EXISTING MEMORANDUM OF UNDERSTANDING (MOU) WITH THE GARDENA POLICE OFFICERS ASSOCIATION (GPOA) AND AUTHORIZE MAYOR PRO TEM TO EXECUTE

COUNCIL ACTION REQUIRED:

Approve amended terms of the agreement with GPOA, authorize staff to update existing MOU as necessary to reflect changes, and authorize Mayor Pro Tem to execute.

Action Taken

RECOMMENDATION AND STAFF SUMMARY:

During the month of November 2016, the City participated in negotiations with the GPOA Board. After successful negotiations, the membership of GPOA has unanimously agreed to extend their current MOU with the City through December 31, 2019, with a few revisions to the contract. The attached summary of negotiated changes is a full copy of changes presented for approval. The following revised terms are some of the highlights from said summary of negotiated changes:

- **Equity Adjustments:** In Fiscal Year 2016/2017, 4.26% for Police Officers and 4.47% for Police Sergeants. In Fiscal Year 2017/2018, 4.5% for Police Officers and Sergeants. All Equity Adjustments will be effective the first pay period in each fiscal year and will be given to all employees in the group. In addition, the City proposes a 4% equity adjustment for GPOA Management for Fiscal Year 2016/2017 to be effective the first pay period in July 2016.
- **CalPERS Employer Paid Member Contributions (EPMC):** Effective the first pay period in Fiscal Year 2017/2018, all employees in the group will begin paying an additional EPMC of 4.5%.
- **Maximum Vacation Accrual:** A cap of 500 hours has been added to the maximum amount of vacation that will be cashed out upon separation effective January 1, 2018.

The terms and conditions of the MOU have been negotiated in good faith by both GPOA and the City negotiating teams and is consistent with the parameters set by the City Council. GPOA board members have agreed to the amended terms and it is therefore respectfully recommended that the City Council approve the MOU changes as stated in the attached summary.

FINANCIAL IMPACT/COST:

Fiscal Year 2016-2017 Increased Cost: General Fund \$618,771

ATTACHMENT:

GPOA MOU Summary of Negotiated Changes – December 2016

Submitted by *Mitchell G. Lansdell*, Mitchell G. Lansdell, City Manager Date: 12/08/16

GPOA MOU SUMMARY OF NEGOTIATED CHANGES

December 2016

1. **Contract Extension**

Term of Original MOU: January 1, 2007 to December 31, 2011

Extended Term: January 1, 2012 to December 31, 2019

2. **Equity Adjustment***

Police Officers Salary Increase from \$7,047 to \$7,177/month

Police Sergeants Salary Increase from \$8,904 to \$9,129/month

3. **PERS EPMC**

Total Benefit Package* Includes wages, SPB & EIB	PERS EPMC	Effective Date
4.26% Officers 4.47% Sergeants		07/03/16
4.5% increase guarantee & will return to Salary Survey*	Additional 4.5% Classics & PEPRA	First PP in July 2017
Return to Salary Survey		First PP in July 2018
Return to Salary Survey		First PP in July 2019

* In first pay period of Fiscal Year July 2017, a salary survey will be conducted with a guaranteed increase of 4.5%. If the survey yields a higher percentage increase, the maximum amount of additional increase will be 3.0% for a total increase of 7.5%.

4. **Specialist Pay***

Increase Specialist Bonus Pay from \$450 to \$500/month

5. **Educational Incentive Program (EIB)***

Police Officers: Increase BA EIB from \$1,125 to \$1,245/month

Police Sergeants: Increase BA EIB from \$1,330 to \$1,530/month

6. **Vacation Balance Cap**

Add new language to MOU:

The maximum vacation accrual pay-off upon separation from the City of Gardena after January 1, 2018 shall be 500 hours. Employees with a vacation accrual balance of more than 500 hours, within two years of service retirement, may elect to enter into a mutual agreement with their Department Head, to reduce their vacation accrual balance by

establishing a time off schedule. Said agreement must be in writing and all time off according to the agreed upon schedule, must be completed prior to pay-off of any remaining vacation accrual balances.

7. Educational Reimbursement

The Educational Reimbursement allowance per calendar year will increase from \$2,100 annually to \$2,500 annually in 2017. In 2018, benefit will increase from \$2,500 to \$3,000.

8. Post-Retirement Health Insurance

- Amend Article 3, Section E to Add Subsection 1 for "Classic" employees
- Add new Article 3, Section E to Add Subsection 1 for "PEPRA" employees hired after January 1, 2013

Upon simultaneous retirement from the City and PERS, employees hired after January 1, 2013 who have reached the age of 62 shall be eligible to continue to receive City paid health insurance subject to the following terms and conditions:

- (a) *All Full-time PEPRA employees hired after January 1, 2013 at age 62 with 20 years of service, the cost of employee coverage shall be paid by the City.*

The cost of spousal coverage shall be \$250 per month.

- (i) *This rate shall be adjusted downward or upward annually by half of the City's percentage change compared to the prior plan year. The first rate adjustment shall be effective for plan year beginning 2019.*

9. Total Compensation Survey

Amend Article 2, Section 1A to a subsection 2, language which states:

"Salary surveys shall be conducted on the following comparable: salary, years of service/longevity (5-7 years), specialist pay and educational incentive program bonus (EIB)."

10. Holiday Time

Add new language to MOU:

"Upon twenty years of full-time service or more, with the Gardena Police Department, an employee may elect to have unused holidays converted to hours for at a maximum of 187.50 hours per year. The maximum holiday accrual pay-off upon separation will be 375 hours. Employees within two years of service retirement, with a holiday accrual balance of more than 375 hours, may elect to enter into a mutual agreement with their Department Head, to reduce their holiday accrual balance by establishing a time off schedule. Said agreement must be in writing and all time off according to the agreed upon schedule, must be completed prior to pay-off of any remaining holiday accrual balances."

11. **Work Schedules/Regular Schedules**

Article 3. Section 1. (a): Strike the word "Specialist" from those exempted from the 10-day rule regarding scheduling adjustment to eliminate overtime.

12. **Sergeants Assigned to Special Duties**

Add new language to MOU:

SERGEANT SPECIAL DUTY PAY

Sergeants assigned to the following four (4) Special Duty assignments will receive special duty pay.

1. *Detective Bureau*
2. *Special Enforcement Unit*
3. *Crime Suppression Unit*
4. *Traffic Unit*

In consideration for the special duty assignments sergeants will receive four (4) hours of overtime pay for a month as Special Duty assignment pay. The Chief of Police retains full discretion of over the assignment and removal of sergeants for any position in the department. The supervisors will be required to submit overtime slips to their respective bureau managers by the last day of each calendar month to receive the special duty pay.

13. **On Call for Detectives**

Add new language to MOU:

ON-CALL STATUS FOR DETECTIVES

Personnel assigned to the Detective Bureau will be required to participate in a mandatory on-call status scheduling program. The policy details for the on-call status program is included as part of a policy of the Gardena Police Department's Manual of Policy and Procedure.

In consideration for being placed in an on-call status, each detective placed on call will receive one (1) hour of overtime per day they are subject to being on call. Detectives will generally be placed on call seven (7) days in a row and must comply with the on-call policy during this time period. There shall be no deviation from the on-call policy without the approval of the Division Commander. If a detective is required to return to work after hours while on-call, they shall receive overtime compensation for the amount of time they were required to be at work in the performance of their duties. Overtime that is accumulated during any call-in will proportionally reduce the number of on-call compensation during the (7) day on-call period.



City of Gardena

City Council Meeting

Agenda Item No. 8. A. (2) (b)
Department: ELECTED and
ADMINISTRATIVE
OFFICES

AGENDA REPORT SUMMARY

Meeting Date: 12/13/2016

TO: THE HONORABLE MEMBERS OF CITY COUNCIL

AGENDA TITLE: APPROVAL OF AMENDED TERMS OF EXISTING MEMORANDUM OF UNDERSTANDING (MOU) WITH THE GARDENA MANAGEMENT EMPLOYEES ORGANIZATION (GMEO) AND AUTHORIZE MAYOR PRO TEM TO EXECUTE

COUNCIL ACTION REQUIRED:

Action Taken

Approve amended terms of the agreement with GMEO, authorize staff to update existing MOU as necessary to reflect changes including extending terms to Confidential/Unrepresented Classifications, and authorize Mayor Pro Tem to execute.

RECOMMENDATION AND STAFF SUMMARY:

During the month of November 2016, the City participated in negotiations with the GMEO Board. After successful negotiations, the membership of GMEO has unanimously agreed to extend their current MOU with the City through December 31, 2019, with a few revisions to the contract. The attached summary of negotiated changes is a full copy of changes presented for approval. The following revised terms are some of the highlights from said summary of negotiated changes:

- Equity Adjustments: 2.5% in Fiscal Year 2016/2017, 3.5% in Fiscal Year 2017/2018, and 2.0% in Fiscal Year 2018/2019. All Equity Adjustments will be effective the first pay period in each fiscal year and will be given to all employees in the group, as well as like Confidential/Unrepresented classifications.
- CalPERS Employer Paid Member Contributions (EPMC): Effective the first pay period in Fiscal Year 2017/2018, all employees in the group, as well as like Confidential/Unrepresented classifications, will begin paying the additional EPMC of 3.5% for "Classic" CalPERS members and 3.375% for "PEPRA" CalPERS members.
- Maximum Vacation Accrual: A cap of 500 hours has been added to the maximum amount of vacation that will be cashed out upon separation effective January 1, 2018.

The terms and conditions of the MOU have been negotiated in good faith by both GMEO and the City negotiating teams and is consistent with the parameters set by the City Council. GMEO board members have agreed to the amended terms and it is therefore respectfully recommended that the City Council approve the MOU changes as stated in the attached summary.

FINANCIAL IMPACT/COST:

Fiscal Year 2016-2017 Increased Cost:	General Fund	\$51,180
	GTrans Enterprise Fund	\$46,182

ATTACHMENT:

GMEO MOU Summary of Negotiated Changes – December 2016

Submitted by Mitchell G. Lansdell, Mitchell G. Lansdell, City Manager Date: 12/08/16

GMEO MOU SUMMARY OF NEGOTIATED CHANGES

December 2016

1. **Contract Extension**

Term of Original MOU: February 1, 2012 to December 31, 2014

Extended Term: February 1, 2012 to December 31, 2019

2. **Equity Adjustment & PERS EMPC**

Equity Adjustment	PERS EMPC	Effective Date
2.5%		07/03/16
3.5%	Additional 3.5% Classic, 3.375% PEPRA	First PP in July 2017
2%		First PP in July 2018
		Reopen July 2019

3. **Uniform Allowance**

"It shall be the policy of the City Council to determine which classification of employees shall be required to wear a city uniform in the course of their employment with the CITY. If a classification of employee is required to wear a city uniform, the CITY shall pay a uniform allowance to those employees required to wear such uniforms in the amount of one hundred and fifty dollars (\$150.00) annually to be prorated on each bi-weekly paycheck for the cost of uniform cleaning. It shall be the employee's responsibility to wear such uniform in the manner in which it is prescribed and shall not wear such uniform except in the course of performing work for the city. Failure to wear such uniform as prescribed shall be cause for disciplinary action."

4. **Educational Reimbursement**

The Educational Reimbursement allowance per year fiscal year will increase from \$1,500 annually to \$2,500 annually.

5. **Wellness Stipend**

Revised the Annual Physical Examination benefit to the Wellness Stipend. Said revised language in the MOU shall read:

"WELLNESS STIPEND

- A. All affected employees will receive up to five hundred dollars (\$500.00) per fiscal year to cover the cost of physical examinations, smoking cessation, diabetes management programs, weight loss programs, preventative health screenings and gym memberships. This amount shall be cumulative to a total of one thousand dollars (\$1,000) every two years.***
- B. Any doctor of the employee's choice may provide said examination.***
- C. Acceptable proof of participation in a wellness program such as a doctor's certification, certificate of completion from a recognized medical professional, and/or statement or receipt for gym membership. Proof of participation must be current and within a timeframe comparable to expected completion of said program/examination."***

6. **Car Allowance**

Increase the car allowance benefit for members currently receiving from \$200 to \$260 per month. Added language specifically to address Transportation Route Supervisors use of personal vehicles while on City duty. Said language in the MOU shall read:

D. MONTHLY CAR ALLOWANCE AND MILEAGE ALLOWANCE

- 1.) All represented employees shall receive a monthly car allowance in the amount of two hundred and sixty dollars (\$260.00) for the use of his/her private motor vehicles in the service of the City in connection with the performance of his/her duties for the City. Classifications in which car allowance is not paid (i.e. Transportation Route Supervisors) may claim mileage when the use of their personal vehicle is warranted for City business. Mileage will be paid at the per-mile rate as set forth by City Council Policy/Administrative Procedure and applicable State law.***

7. **Maximum Vacation Accrual**

The maximum vacation accrual pay-off upon separation from the City of Gardena after January 1, 2018 shall be 500 hours. Said language in the MOU shall read:

"The maximum vacation accrual pay-off upon separation from the City of Gardena after January 1, 2018 shall be 500 hours. Within two years of service retirement, employees in excess of 500 hours' vacation, may enter into a mutual agreement with their Department Head, to reduce their vacation accrual balance by establishing a time off schedule. Said agreement must be in writing and all time off according to the agreed upon schedule, must be completed prior to pay-off of any remaining vacation accrual balances. Any mutually agreed upon time off that is subsequently denied by management due to business necessity will be paid in full equal to the amount of time off denied."

8. **Post-Retirement Health Insurance**

- Amend Sections D.2 (a)(b)(c) to Add "Classic" employees
- Add new Section 3 "PEPRA" employees hired after January 1, 2013. Said language in the MOU shall read:

3.) **PEPRA CALPERS MEMBERS:** *Upon simultaneous retirement from the CITY and from the CalPERS Retirement system, a full-time "PEPRA" employee hired on or after January 1, 2013 who has reached the age of sixty-two (62) shall continue to receive CITY paid health insurance based on the following terms of eligibility and level of CITY payment for the benefit:*

- (i) *For any full-time PEPRA employee hired on or after January 1, 2013, the CITY shall pay its premium contribution toward health insurance of such full-time PEPRA employee who upon retirement has reached the age of 62 years, has at least twenty (20) years of service with the city, and actually commences to receive CalPERS retirement benefits.*
- (ii) *The cost of spousal coverage shall be \$250 per month. This rate shall be adjusted downward or upward annually by half of the City's percentage change compared to the prior plan year. This rate adjustment shall be effective for Plan Year beginning 2019.*

9. **Schedule Adjustments**

City will request the following adjustments to the salary schedule:

Position	Current Schedule	Proposed Schedule
Transportation Route Supervisor	114	117
Facilities Maintenance Supervisor	114	117
Recreation Services Manager	114	119
Transit Training & Safety Supervisor	116	119
Fleet Maintenance Supervisor	116	119
Street Maintenance Superintendent	126	130

Proposed adjustments will be effective the first pay period following close of agreement, which is December 18, 2016.



City of Gardena

City Council Meeting

Agenda Item No. 8. A. (2) (c)
Department: ELECTED and
ADMINISTRATIVE
OFFICES

AGENDA REPORT SUMMARY Meeting Date: 12/13/2016

TO: THE HONORABLE MEMBERS OF CITY COUNCIL

AGENDA TITLE: APPROVAL OF AMENDED TERMS OF EXISTING MEMORANDUM OF UNDERSTANDING (MOU) WITH THE GARDENA MUNICIPAL EMPLOYEES ASSOCIATION (GMEA) AND AUTHORIZE MAYOR PRO TEM TO EXECUTE

COUNCIL ACTION REQUIRED:

Action Taken

Approve amended terms of the agreement with GMEA, authorize staff to update existing MOU as necessary to reflect changes, and authorize Mayor Pro Tem to execute.

RECOMMENDATION AND STAFF SUMMARY:

During the month of November 2016, the City participated in negotiations with the GMEA Board. After successful negotiations, the membership of GMEA has unanimously agreed to extend their current MOU with the City through December 31, 2019, with a few revisions to the contract. The attached summary of negotiated changes is a full copy of changes presented for approval. The following revised terms are some of the highlights from said summary of negotiated changes:

- Equity Adjustments: 2.5% in Fiscal Year 2016/2017, 3.5% in Fiscal Year 2017/2018, and 2.0% in Fiscal Year 2018/2019. All Equity Adjustments will be effective the first pay period in each fiscal year and will be given to all employees in the group.
- CalPERS Employer Paid Member Contributions (EPMC): Effective the first pay period in Fiscal Year 2017/2018, all employees in the group will begin paying the additional EPMC of 3.5% for "Classic" CalPERS members and 3.375% for "PEPRA" CalPERS members.
- Maximum Vacation Accrual: A cap of 500 hours has been added to the maximum amount of vacation that will be cashed out upon separation effective January 1, 2018.

The terms and conditions of the MOU have been negotiated in good faith by both GMEA and the City negotiating teams and is consistent with the parameters set by the City Council. GMEA board members have agreed to the amended terms and it is therefore respectfully recommended that the City Council approve the MOU changes as stated in the attached summary.

FINANCIAL IMPACT/COST:

Fiscal Year 2016-2017 Increased Cost:	General Fund	\$218,920
	GTrans Enterprise Fund	\$198,640

ATTACHMENT:

GMEA MOU Summary of Negotiated Changes – December 2016

Submitted by , Mitchell G. Lansdell, City Manager Date: 12/08/16

GMEA MOU SUMMARY OF NEGOTIATED CHANGES

December 2016

1. Contract Extension

Term of Original MOU: January 1, 2011 to December 31, 2014

Extended Term: January 1, 2011 to December 31, 2019

2. Equity Adjustment & PERS EMPC

Equity Adjustment	PERS EMPC	Effective Date
2.5%		07/03/16
3.5%	Additional 3.5% (Classic), 3.375% (PEPRA)	First PP in July 2017
2%		First PP in July 2018
		Reopen July 2019

3. Service Recognition

- Increase Senior Pay Bonus (AKA "Longevity) to add milestone years 35 and 40 at \$100 increments each.
- Increase Continuous Service Bonus (CSB) to add milestone year 40 at a flat one-time rate of \$4,000.

4. Maximum Vacation Accrual

Add new language to MOU:

"The maximum vacation accrual pay-off upon separation from the City of Gardena after January 1, 2018 shall be 500 hours. Within two years of service retirement, employees in excess of 500 hours' vacation, may enter into a mutual agreement with their Department Head, to reduce their vacation accrual balance by establishing a time off schedule. Said agreement must be in writing and all time off according to the agreed upon schedule, must be completed prior to pay-off of any remaining vacation accrual balances. Any mutually agreed upon time off that is subsequently denied by management will be paid in full."

5. **Post-Retirement Health Insurance**

- Amend Sections D.2 (a)(b)(c) to Add "Classic" employees
- Add new Section 3 "PEPRA" employees hired after January 1, 2013

"Upon simultaneous retirement from the City and PERS, employees hired after January 1, 2013 who have reached the age of 62 shall be eligible to continue to receive City paid health insurance subject to the following terms and conditions:

- (a) *All Full-time PEPRA employees hired after January 1, 2013 at age 62 with 20 years of service, the cost of employee coverage shall be paid by the City.*

The cost of spousal coverage shall be \$250 per month.

- (i) *This rate shall be adjusted downward or upward annually by half of the City's percentage change compared to the prior plan year. The first rate adjustment shall be effective for plan year beginning 2019."*

6. **Life Insurance**

Increase current Group Term Life insurance policy that the City pays for from \$15,000 to \$20,000.

7. **GTrans Full Release Time Pay for Association Activities**

Amend current language to read as follows:

SECTION 1. TIME-OFF FOR GMEA REPRESENTATIVES

- A.** *GMEA shall annually provide to the Human Resources Officer in writing a list of GMEA officers and stewards and shall as necessary notify the Human Resources Officer of any changes therein. GMEA representatives shall be given reasonable time off with no loss of pay when attending Association activities, as determined by the Human Resources Officer, to conduct GMEA related business including preparing for and participating in "Meet and Confer" and "Consultation" sessions with the CITY, including from time-to-time attendance at related conferences, seminars, and workshops. When meetings regarding employee representation matters are held during the GMEA representative's scheduled work hours, release time will be provided for the representative. If such, meetings, as described above, are held during the bargaining unit representatives work hours, the representative shall be compensated for the time spent at the meeting with no loss of pay. Meetings held at times outside of the representative's regular work shift or outside of his/her scheduled split work shift are not compensable.*



City of Gardena


City Council Meeting

AGENDA REPORT SUMMARY

Agenda Item No. 8. A. (2) (d)
Department: ELECTED and ADMINISTRATIVE OFFICES
Meeting Date: 12/13/2016
Resolution No. 6249

TO: THE HONORABLE MEMBERS OF CITY COUNCIL

AGENDA TITLE: **RESOLUTION NO. 6249, ADOPTING THE CITY OF GARDENA CLASSIFICATION AND COMPENSATION PLAN, EFFECTIVE JULY 3, 2016**

<u>COUNCIL ACTION REQUIRED:</u>	<u>Action Taken</u>						
Adopt Resolution No. 6249 and authorize Mayor Pro Tem to sign							
<u>RECOMMENDATION AND STAFF SUMMARY:</u>							
<p>Staff respectfully recommends that the City Council adopt Resolution No. 6249, approving the City of Gardena Classification and Compensation Plan to be effective July 3, 2016, and authorizing the Mayor Pro Tem to sign.</p> <p>Resolution No. 6249 sets the Compensation Rates for all City employees: Gardena Police Officers Association (GPOA); Represented Gardena Municipal Employees Association (GMEA); Represented Gardena Management Employees Organization (GMEO); and Unrepresented Positions.</p> <p>Exhibit A of Resolution No. 6249 incorporates the changes in the City of Gardena Classification Plan that are approved as part of the Memorandums of Understanding (MOUs) with GPOA, GMEA, and GMEO.</p>							
<u>FINANCIAL IMPACT/COST:</u>							
<p>As indicated in approvals of MOUs with GPOA, GMEO, and GMEA</p> <table><tr><td>Fiscal Year 2016-2017 Total Increased Cost:</td><td>General Fund</td><td>\$888,871</td></tr><tr><td></td><td>GTrans Enterprise Fund</td><td>\$244,822</td></tr></table>		Fiscal Year 2016-2017 Total Increased Cost:	General Fund	\$888,871		GTrans Enterprise Fund	\$244,822
Fiscal Year 2016-2017 Total Increased Cost:	General Fund	\$888,871					
	GTrans Enterprise Fund	\$244,822					
<u>ATTACHMENT:</u>							
<p>Resolution No. 6249 with Exhibit A: City of Gardena Classification and Compensation Plan as of July 3, 2016</p>							
Submitted by <u></u> , Mitchell G. Lansdell, City Manager Date: 12/08/16							

RESOLUTION NO. 6249

**A RESOLUTION OF THE CITY COUNCIL OF THE CITY OF GARDENA,
CALIFORNIA, ADOPTING CITY OF GARDENA CLASSIFICATION AND
COMPENSATION PLAN, EFFECTIVE JULY 3, 2016**

WHEREAS, the City desires to approve a resolution to adopt the City's Classification and Compensation Plan in its entirety which sets forth the rate of compensation and/or benefits for all City employees: GPOA, represented GMEA, represented GMEC, and unrepresented employee positions; and

WHEREAS, the adoption of Resolution No. 6249, replaces all previous Classification and Compensation Plans adopted by the City Council of the City of Gardena;

NOW, THEREFORE, THE CITY COUNCIL OF THE CITY OF GARDENA, CALIFORNIA, DOES HEREBY RESOLVE AS FOLLOWS:

SECTION 1. CITY COUNCIL PAY POLICY: It is the intent of the City Council to establish and maintain a Classification and Compensation Plan that attracts and maintains skilled management, technical, and professional employees, promotes efficiency and economy, and supports the selection, maintenance, and compensation of employees designated herein on the basis of merit, skill, and internal equity.

SECTION 2. CITY CLASSIFICATION AND COMPENSATION PLAN: The full and complete Classification and Compensation Plan (Plan) for all positions within the City, including all changes as of July 3, 2016, is attached hereto as Exhibit "A" and incorporated herein as if fully set forth. The City Manager shall see that the Plan document is revised and republished in its entirety whenever subsequent actions of the Council modify the Plan. All changes shall be annotated on the Plan documents at the time authorized by the City Manager and thereby considered fully incorporated into the Plan as if a new resolution was adopted by the City Council.

SECTION 3. TRANSITIONAL POSITIONS: Positions that are established solely based on the terms and conditions of federal, state or other funding agreements for specific programs shall be classified as "Transitional Positions." Such positions may be established by the City Manager as "Unclassified" and, as such, may be established separate from the parameters governing the City's Classification and Compensation Plan.

SECTION 4. EFFECT: This Resolution shall take effect immediately upon adoption by the City Council.

SECTION 5. REPEALS: Any previous resolutions and amendments of the City Council affecting the rate of compensation and/or benefits for all unrepresented employee positions, as designated herein, are hereby repealed.

SECTION 6. CERTIFICATION: That the City Clerk shall certify to the passage and adoption of this Resolution; shall cause the same to be entered in the Book of Resolutions of the City of Gardena; and shall make a record of the passage and adoption thereof in the records of the proceedings of the City Council of said City in the minutes of the meeting at which the same was passed and adopted.


Passed, approved and adopted on this 13th day of December, 2016.

ATTEST:

Mark E. Henderson, Mayor Pro Tem

Mina Semenza, City Clerk

APPROVED AS TO FORM:


Peter L. Wallin, City Attorney

CITY OF GARDENA
CLASSIFICATION AND COMPENSATION PLAN
AS OF JULY 3, 2016

3 Work Experience Minimum Wage

STEP	*1*	*2*	*3*	*4*	*5*	*6*
ANNUAL		-	25,896.00	-	-	-
MONTHLY		-	2,158.00	-	-	-
BI-WEEKLY		-	996.00	-	-	-
HOURLY		-	12.4500	-	-	-

4

STEP	*1*	*2*	*3*	*4*	*5*	*6*
ANNUAL				21,756.00	22,848.00	23,988.00
MONTHLY				1,813.00	1,904.00	1,999.00
BI-WEEKLY				836.77	878.77	922.62
HOURLY				10.4596	10.9846	11.5327

5 Assistant Site Manager I

5 Geriatric Aide

STEP	*1*	*2*	*3*	*4*	*5*	*6*
ANNUAL			21,240.00	22,308.00	23,424.00	24,600.00
MONTHLY			1,770.00	1,859.00	1,952.00	2,050.00
BI-WEEKLY			816.92	858.00	900.92	946.15
HOURLY			10.2115	10.7250	11.2615	11.8269

6 Clerical Aide I

6 Police Aide

STEP	*1*	*2*	*3*	*4*	*5*	*6*
ANNUAL			21,768.00	22,860.00	24,000.00	25,200.00
MONTHLY			1,814.00	1,905.00	2,000.00	2,100.00
BI-WEEKLY			837.23	879.23	923.08	969.23
HOURLY			10.4654	10.9904	11.5385	12.1154

7 Peer Advocate Counselor II

7 Storeroom Aide

STEP	*1*	*2*	*3*	*4*	*5*	*6*	Y-Rate
ANNUAL		21,252.00	22,320.00	23,436.00	24,612.00	25,848.00	21,768.00
MONTHLY		1,771.00	1,860.00	1,953.00	2,051.00	2,154.00	1,814.00
BI-WEEKLY		817.38	858.46	901.38	946.62	994.15	837.23
HOURLY		10.2173	10.7308	11.2673	11.8327	12.4269	10.4654

8 Assistant Site Manager II

8 Community Aide I

STEP	*1*	*2*	*3*	*4*	*5*	*6*
ANNUAL		21,780.00	22,872.00	24,012.00	25,212.00	26,472.00
MONTHLY		1,815.00	1,906.00	2,001.00	2,101.00	2,206.00
BI-WEEKLY		837.69	879.69	923.54	969.69	1,018.15
HOURLY		10.4712	10.9962	11.5442	12.1212	12.7269

	9					
STEP	*1*	*2*	*3*	*4*	*5*	*6*
ANNUAL	21,264.00	22,332.00	23,448.00	24,624.00	25,860.00	27,156.00
MONTHLY	1,772.00	1,861.00	1,954.00	2,052.00	2,155.00	2,263.00
BI-WEEKLY	817.85	858.92	901.85	947.08	994.62	1,044.46
HOURLY	10.2231	10.7365	11.2731	11.8385	12.4327	13.0558

	10					
STEP	*1*	*2*	*3*	*4*	*5*	*6*
ANNUAL	21,792.00	22,884.00	24,024.00	25,224.00	26,484.00	27,804.00
MONTHLY	1,816.00	1,907.00	2,002.00	2,102.00	2,207.00	2,317.00
BI-WEEKLY	838.15	880.15	924.00	970.15	1,018.62	1,069.38
HOURLY	10.4769	11.0019	11.5500	12.1269	12.7327	13.3673

	11					
STEP	*1*	*2*	*3*	*4*	*5*	*6*
ANNUAL	22,332.00	23,448.00	24,624.00	25,860.00	27,156.00	28,512.00
MONTHLY	1,861.00	1,954.00	2,052.00	2,155.00	2,263.00	2,376.00
BI-WEEKLY	858.92	901.85	947.08	994.62	1,044.46	1,096.62
HOURLY	10.7365	11.2731	11.8385	12.4327	13.0558	13.7077

	12					
STEP	*1*	*2*	*3*	*4*	*5*	*6*
ANNUAL	22,896.00	24,036.00	25,236.00	26,496.00	27,816.00	29,208.00
MONTHLY	1,908.00	2,003.00	2,103.00	2,208.00	2,318.00	2,434.00
BI-WEEKLY	880.62	924.46	970.62	1,019.08	1,069.85	1,123.38
HOURLY	11.0077	11.5558	12.1327	12.7385	13.3731	14.0423

13 Assistant Site Manager III
13 Certified Nursing Assistant

STEP	*1*	*2*	*3*	*4*	*5*	*6*
ANNUAL	23,472.00	24,648.00	25,884.00	27,180.00	28,536.00	29,964.00
MONTHLY	1,956.00	2,054.00	2,157.00	2,265.00	2,378.00	2,497.00
BI-WEEKLY	902.77	948.00	995.54	1,045.38	1,097.54	1,152.46
HOURLY	11.2846	11.8500	12.4442	13.0673	13.7192	14.4058

14 Pool Cashier
14 Recreation Leader I

STEP	*1*	*2*	*3*	*4*	*5*	*6*
ANNUAL	24,060.00	25,260.00	26,520.00	27,852.00	29,244.00	30,708.00
MONTHLY	2,005.00	2,105.00	2,210.00	2,321.00	2,437.00	2,559.00
BI-WEEKLY	925.38	971.54	1,020.00	1,071.23	1,124.77	1,181.08
HOURLY	11.5673	12.1442	12.7500	13.3904	14.0596	14.7635

	15					
STEP	*1*	*2*	*3*	*4*	*5*	*6*
ANNUAL	24,660.00	25,896.00	27,192.00	28,548.00	29,976.00	31,476.00
MONTHLY	2,055.00	2,158.00	2,266.00	2,379.00	2,498.00	2,623.00
BI-WEEKLY	948.46	996.00	1,045.85	1,098.00	1,152.92	1,210.62
HOURLY	11.8558	12.4500	13.0731	13.7250	14.4115	15.1327

	16					
STEP	*1*	*2*	*3*	*4*	*5*	*6*
ANNUAL	25,272.00	26,532.00	27,864.00	29,256.00	30,720.00	32,256.00
MONTHLY	2,106.00	2,211.00	2,322.00	2,438.00	2,560.00	2,688.00
BI-WEEKLY	972.00	1,020.46	1,071.69	1,125.23	1,181.54	1,240.62
HOURLY	12.1500	12.7558	13.3962	14.0654	14.7692	15.5077

	17 Clerk Typist					
STEP	*1*	*2*	*3*	*4*	*5*	*6*
ANNUAL	25,908.00	27,204.00	28,560.00	29,988.00	31,488.00	33,060.00
MONTHLY	2,159.00	2,267.00	2,380.00	2,499.00	2,624.00	2,755.00
BI-WEEKLY	996.46	1,046.31	1,098.46	1,153.38	1,211.08	1,271.54
HOURLY	12.4558	13.0788	13.7308	14.4173	15.1385	15.8942

	18					
STEP	*1*	*2*	*3*	*4*	*5*	*6*
ANNUAL	26,556.00	27,888.00	29,280.00	30,744.00	32,280.00	33,900.00
MONTHLY	2,213.00	2,324.00	2,440.00	2,562.00	2,690.00	2,825.00
BI-WEEKLY	1,021.38	1,072.62	1,126.15	1,182.46	1,241.54	1,303.85
HOURLY	12.7673	13.4077	14.0769	14.7808	15.5192	16.2981

	19 FCC Program Assistant I					
STEP	*1*	*2*	*3*	*4*	*5*	*6*
ANNUAL	27,216.00	28,572.00	30,000.00	31,500.00	33,072.00	34,728.00
MONTHLY	2,268.00	2,381.00	2,500.00	2,625.00	2,756.00	2,894.00
BI-WEEKLY	1,046.77	1,098.92	1,153.85	1,211.54	1,272.00	1,335.69
HOURLY	13.0846	13.7365	14.4231	15.1442	15.9000	16.6962

	20					
STEP	*1*	*2*	*3*	*4*	*5*	*6*
ANNUAL	27,900.00	29,292.00	30,756.00	32,292.00	33,912.00	35,604.00
MONTHLY	2,325.00	2,441.00	2,563.00	2,691.00	2,826.00	2,967.00
BI-WEEKLY	1,073.08	1,126.62	1,182.92	1,242.00	1,304.31	1,369.38
HOURLY	13.4135	14.0827	14.7865	15.5250	16.3038	17.1173

	21 Police Assistant 21 Police Cadet					
STEP	*1*	*2*	*3*	*4*	*5*	*6*
ANNUAL	28,596.00	30,024.00	31,524.00	33,096.00	34,752.00	36,492.00
MONTHLY	2,383.00	2,502.00	2,627.00	2,758.00	2,896.00	3,041.00
BI-WEEKLY	1,099.85	1,154.77	1,212.46	1,272.92	1,336.62	1,403.54
HOURLY	13.7481	14.4346	15.1558	15.9115	16.7077	17.5442

	22 Lifeguard/Instructor 22 Recreation Leader II					
STEP	*1*	*2*	*3*	*4*	*5*	*6*
ANNUAL	29,316.00	30,780.00	32,316.00	33,936.00	35,628.00	37,404.00
MONTHLY	2,443.00	2,565.00	2,693.00	2,828.00	2,969.00	3,117.00
BI-WEEKLY	1,127.54	1,183.85	1,242.92	1,305.23	1,370.31	1,438.62
HOURLY	14.0942	14.7981	15.5365	16.3154	17.1288	17.9827

23 Community Aide II

STEP	*1*	*2*	*3*	*4*	*5*	*6*
ANNUAL	30,048.00	31,548.00	33,120.00	34,776.00	36,516.00	38,340.00
MONTHLY	2,504.00	2,629.00	2,760.00	2,898.00	3,043.00	3,195.00
BI-WEEKLY	1,155.69	1,213.38	1,273.85	1,337.54	1,404.46	1,474.62
HOURLY	14.4462	15.1673	15.9231	16.7192	17.5558	18.4327

24

STEP	*1*	*2*	*3*	*4*	*5*	*6*
ANNUAL	30,804.00	32,340.00	33,960.00	35,664.00	37,452.00	39,324.00
MONTHLY	2,567.00	2,695.00	2,830.00	2,972.00	3,121.00	3,277.00
BI-WEEKLY	1,184.77	1,243.85	1,306.15	1,371.69	1,440.46	1,512.46
HOURLY	14.8096	15.5481	16.3269	17.1462	18.0058	18.9058

25 Job Placement Specialist

STEP	*1*	*2*	*3*	*4*	*5*	*6*
ANNUAL	31,572.00	33,156.00	34,812.00	36,552.00	38,376.00	40,296.00
MONTHLY	2,631.00	2,763.00	2,901.00	3,046.00	3,198.00	3,358.00
BI-WEEKLY	1,214.31	1,275.23	1,338.92	1,405.85	1,476.00	1,549.85
HOURLY	15.1788	15.9404	16.7365	17.5731	18.4500	19.3731

26 Pool Supervisor

STEP	*1*	*2*	*3*	*4*	*5*	*6*
ANNUAL	32,364.00	33,984.00	35,688.00	37,476.00	39,348.00	41,316.00
MONTHLY	2,697.00	2,832.00	2,974.00	3,123.00	3,279.00	3,443.00
BI-WEEKLY	1,244.77	1,307.08	1,372.62	1,441.38	1,513.38	1,589.08
HOURLY	15.5596	16.3385	17.1577	18.0173	18.9173	19.8635

27

STEP	*1*	*2*	*3*	*4*	*5*	*6*
ANNUAL	33,168.00	34,824.00	36,564.00	38,388.00	40,308.00	42,324.00
MONTHLY	2,764.00	2,902.00	3,047.00	3,199.00	3,359.00	3,527.00
BI-WEEKLY	1,275.69	1,339.38	1,406.31	1,476.46	1,550.31	1,627.85
HOURLY	15.9462	16.7423	17.5788	18.4558	19.3788	20.3481

28 Recreation Leader III

STEP	*1*	*2*	*3*	*4*	*5*	*6*
ANNUAL	33,996.00	35,700.00	37,488.00	39,360.00	41,328.00	43,392.00
MONTHLY	2,833.00	2,975.00	3,124.00	3,280.00	3,444.00	3,616.00
BI-WEEKLY	1,307.54	1,373.08	1,441.85	1,513.85	1,589.54	1,668.92
HOURLY	16.3442	17.1635	18.0231	18.9231	19.8692	20.8615

29 Account Clerk**29 Customer Service Clerk I****29 Printing & Technology Intern****29 Recreation Therapist**

STEP	*1*	*2*	*3*	*4*	*5*	*6*
ANNUAL	34,848.00	36,588.00	38,412.00	40,332.00	42,348.00	44,460.00
MONTHLY	2,904.00	3,049.00	3,201.00	3,361.00	3,529.00	3,705.00
BI-WEEKLY	1,340.31	1,407.23	1,477.38	1,551.23	1,628.77	1,710.00
HOURLY	16.7538	17.5904	18.4673	19.3904	20.3596	21.3750

30 Custodian I
30 FCC Education Assistant II
30 FCC Program Assistant II

	1	*2*	*3*	*4*	*5*	*6*
ANNUAL	35,724.00	37,512.00	39,384.00	41,352.00	43,416.00	45,588.00
MONTHLY	2,977.00	3,126.00	3,282.00	3,446.00	3,618.00	3,799.00
BI-WEEKLY	1,374.00	1,442.77	1,514.77	1,590.46	1,669.85	1,753.38
HOURLY	17.1750	18.0346	18.9346	19.8808	20.8731	21.9173

31 Paratransit Driver

	1	*2*	*3*	*4*	*5*	*6*
ANNUAL	36,612.00	38,448.00	40,368.00	42,384.00	44,508.00	46,728.00
MONTHLY	3,051.00	3,204.00	3,364.00	3,532.00	3,709.00	3,894.00
BI-WEEKLY	1,408.15	1,478.77	1,552.62	1,630.15	1,711.85	1,797.23
HOURLY	17.6019	18.4846	19.4077	20.3769	21.3981	22.4654

32 Home Improvement Maintenance Helper
32 Right-of-Way Maintenance Worker

	1	*2*	*3*	*4*	*5*	*6*
ANNUAL	37,524.00	39,396.00	41,364.00	43,428.00	45,600.00	47,880.00
MONTHLY	3,127.00	3,283.00	3,447.00	3,619.00	3,800.00	3,990.00
BI-WEEKLY	1,443.23	1,515.23	1,590.92	1,670.31	1,753.85	1,841.54
HOURLY	18.0404	18.9404	19.8865	20.8788	21.9231	23.0192

33 Customer Service Clerk II
33 Equipment Utility Worker I
33 Police Records Technician I
33 Police Service Technician
33 Public Safety Officer

	1	*2*	*3*	*4*	*5*	*6*
ANNUAL	38,460.00	40,380.00	42,396.00	44,520.00	46,752.00	49,092.00
MONTHLY	3,205.00	3,365.00	3,533.00	3,710.00	3,896.00	4,091.00
BI-WEEKLY	1,479.23	1,553.08	1,630.62	1,712.31	1,798.15	1,888.15
HOURLY	18.4904	19.4135	20.3827	21.4038	22.4769	23.6019

34 Custodian II
34 Graffiti Technician
34 Paratransit Dispatcher
34 Park Maintenance Worker I

	1	*2*	*3*	*4*	*5*	*6*
ANNUAL	39,420.00	41,388.00	43,452.00	45,624.00	47,904.00	50,304.00
MONTHLY	3,285.00	3,449.00	3,621.00	3,802.00	3,992.00	4,192.00
BI-WEEKLY	1,516.15	1,591.85	1,671.23	1,754.77	1,842.46	1,934.77
HOURLY	18.9519	19.8981	20.8904	21.9346	23.0308	24.1846

35 Community Aide III
35 Street Maintenance Worker

	1	*2*	*3*	*4*	*5*	*6*
ANNUAL	40,404.00	42,420.00	44,544.00	46,776.00	49,116.00	51,576.00
MONTHLY	3,367.00	3,535.00	3,712.00	3,898.00	4,093.00	4,298.00
BI-WEEKLY	1,554.00	1,631.54	1,713.23	1,799.08	1,889.08	1,983.69
HOURLY	19.4250	20.3942	21.4154	22.4885	23.6135	24.7962

36 Intermediate Clerk Typist

STEP	*1*	*2*	*3*	*4*	*5*	*6*
ANNUAL	41,412.00	43,488.00	45,660.00	47,940.00	50,340.00	52,860.00
MONTHLY	3,451.00	3,624.00	3,805.00	3,995.00	4,195.00	4,405.00
BI-WEEKLY	1,592.77	1,672.62	1,756.15	1,843.85	1,936.15	2,033.08
HOURLY	19.9096	20.9077	21.9519	23.0481	24.2019	25.4135

37 Custodian-Lead**37 Nutrition Services Coordinator****37 Police Records Technician II**

STEP	*1*	*2*	*3*	*4*	*5*	*6*
ANNUAL	42,444.00	44,568.00	46,800.00	49,140.00	51,600.00	54,180.00
MONTHLY	3,537.00	3,714.00	3,900.00	4,095.00	4,300.00	4,515.00
BI-WEEKLY	1,632.46	1,714.15	1,800.00	1,890.00	1,984.62	2,083.85
HOURLY	20.4058	21.4269	22.5000	23.6250	24.8077	26.0481

38 Activity Coordinator**38 Equipment Utility Worker II****38 Purchasing Clerk****38 Senior Account Clerk****38 Senior Clerk Typist**

STEP	*1*	*2*	*3*	*4*	*5*	*6*
ANNUAL	43,500.00	45,672.00	47,952.00	50,352.00	52,872.00	55,512.00
MONTHLY	3,625.00	3,806.00	3,996.00	4,196.00	4,406.00	4,626.00
BI-WEEKLY	1,673.08	1,756.62	1,844.31	1,936.62	2,033.54	2,135.08
HOURLY	20.9135	21.9577	23.0538	24.2077	25.4192	26.6885

39 Apprentice Mechanic**39 Home Improvement Lead Person****39 Park Maintenance Worker II****39 Police Service Officer****39 Public Works Coordinator****39 Records Management Coordinator**

STEP	*1*	*2*	*3*	*4*	*5*	*6*
ANNUAL	44,592.00	46,824.00	49,164.00	51,624.00	54,204.00	56,916.00
MONTHLY	3,716.00	3,902.00	4,097.00	4,302.00	4,517.00	4,743.00
BI-WEEKLY	1,715.08	1,800.92	1,890.92	1,985.54	2,084.77	2,189.08
HOURLY	21.4385	22.5115	23.6365	24.8192	26.0596	27.3635

40 Engineering Aide**40 FCC Education Assistant III****40 FCC Program Assistant III****40 Recreation Coordinator****40 Sr. Transit Utility Specialist**

STEP	*1*	*2*	*3*	*4*	*5*	*6*
ANNUAL	45,708.00	47,988.00	50,388.00	52,908.00	55,548.00	58,320.00
MONTHLY	3,809.00	3,999.00	4,199.00	4,409.00	4,629.00	4,860.00
BI-WEEKLY	1,758.00	1,845.69	1,938.00	2,034.92	2,136.46	2,243.08
HOURLY	21.9750	23.0712	24.2250	25.4365	26.7058	28.0385

41 Permit/Licensing Technician I

STEP	*1*	*2*	*3*	*4*	*5*	*6*
ANNUAL	46,848.00	49,188.00	51,648.00	54,228.00	56,940.00	59,784.00
MONTHLY	3,904.00	4,099.00	4,304.00	4,519.00	4,745.00	4,982.00
BI-WEEKLY	1,801.85	1,891.85	1,986.46	2,085.69	2,190.00	2,299.38
HOURLY	22.5231	23.6481	24.8308	26.0712	27.3750	28.7423

42 Assistant Employment Specialist**42 Community Center Coordinator****42 Secretary****42 Tree Trimmer I**

STEP	*1*	*2*	*3*	*4*	*5*	*6*
ANNUAL	48,024.00	50,424.00	52,944.00	55,596.00	58,380.00	61,296.00
MONTHLY	4,002.00	4,202.00	4,412.00	4,633.00	4,865.00	5,108.00
BI-WEEKLY	1,847.08	1,939.38	2,036.31	2,138.31	2,245.38	2,357.54
HOURLY	23.0885	24.2423	25.4538	26.7288	28.0673	29.4692

43 Administrative Aide**43 Cement Finisher****43 Payroll/Personnel Technician****43 Senior Citizens Social Services Coordinator**

STEP	*1*	*2*	*3*	*4*	*5*	*6*
ANNUAL	49,224.00	51,684.00	54,264.00	56,976.00	59,820.00	62,808.00
MONTHLY	4,102.00	4,307.00	4,522.00	4,748.00	4,985.00	5,234.00
BI-WEEKLY	1,893.23	1,987.85	2,087.08	2,191.38	2,300.77	2,415.69
HOURLY	23.6654	24.8481	26.0885	27.3923	28.7596	30.1962

44 Administrative Secretary**44 Building Aide****44 Building/Planning Assistant****44 Permit/Licensing Technician II****44 Sewer Maintenance Worker****44 Tree Trimmer II**

STEP	*1*	*2*	*3*	*4*	*5*	*6*
ANNUAL	50,460.00	52,980.00	55,632.00	58,416.00	61,332.00	64,404.00
MONTHLY	4,205.00	4,415.00	4,636.00	4,868.00	5,111.00	5,367.00
BI-WEEKLY	1,940.77	2,037.69	2,139.69	2,246.77	2,358.92	2,477.08
HOURLY	24.2596	25.4712	26.7462	28.0846	29.4865	30.9635

45 Employment and Business Specialist**45 Street Sweeper Operator**

STEP	*1*	*2*	*3*	*4*	*5*	*6*
ANNUAL	51,720.00	54,312.00	57,024.00	59,880.00	62,880.00	66,024.00
MONTHLY	4,310.00	4,526.00	4,752.00	4,990.00	5,240.00	5,502.00
BI-WEEKLY	1,989.23	2,088.92	2,193.23	2,303.08	2,418.46	2,539.38
HOURLY	24.8654	26.1115	27.4154	28.7885	30.2308	31.7423

46 Heavy Equipment Operator**46 Street Traffic Painter**

STEP	*1*	*2*	*3*	*4*	*5*	*6*
ANNUAL	53,016.00	55,668.00	58,452.00	61,380.00	64,452.00	67,680.00
MONTHLY	4,418.00	4,639.00	4,871.00	5,115.00	5,371.00	5,640.00
BI-WEEKLY	2,039.08	2,141.08	2,248.15	2,360.77	2,478.92	2,603.08
HOURLY	25.4885	26.7635	28.1019	29.5096	30.9865	32.5385

47 Equipment Mechanic
47 Graphics Technician
47 Maintenance Painter
47 Senior Maintenance Worker
47 Transit Mechanic

47 Transit Parts/Storeroom Coordinator

STEP	*1*	*2*	*3*	*4*	*5*	*6*
ANNUAL	54,336.00	57,048.00	59,904.00	62,904.00	66,048.00	69,348.00
MONTHLY	4,528.00	4,754.00	4,992.00	5,242.00	5,504.00	5,779.00
BI-WEEKLY	2,089.85	2,194.15	2,304.00	2,419.38	2,540.31	2,667.23
HOURLY	26.1231	27.4269	28.8000	30.2423	31.7538	33.3404

48 Junior Accountant
48 Park Maintenance Lead
48 Payroll/Benefits Technician
48 Human Resources Technician

STEP	*1*	*2*	*3*	*4*	*5*	*6*
ANNUAL	55,692.00	58,476.00	61,404.00	64,476.00	67,704.00	71,088.00
MONTHLY	4,641.00	4,873.00	5,117.00	5,373.00	5,642.00	5,924.00
BI-WEEKLY	2,142.00	2,249.08	2,361.69	2,479.85	2,604.00	2,734.15
HOURLY	26.7750	28.1135	29.5212	30.9981	32.5500	34.1769

49 Administrative Analyst I
49 Community Services Counselor
49 Recreation Supervisor

STEP	*1*	*2*	*3*	*4*	*5*	*6*
ANNUAL	57,084.00	59,940.00	62,940.00	66,084.00	69,384.00	72,852.00
MONTHLY	4,757.00	4,995.00	5,245.00	5,507.00	5,782.00	6,071.00
BI-WEEKLY	2,195.54	2,305.38	2,420.77	2,541.69	2,668.62	2,802.00
HOURLY	27.4442	28.8173	30.2596	31.7712	33.3577	35.0250

50 FCC Education Coordinator
50 Transit Dispatcher/Operations Assistant
50 Case Management Supervisor/Instructor

STEP	*1*	*2*	*3*	*4*	*5*	*6*
ANNUAL	58,512.00	61,440.00	64,512.00	67,740.00	71,124.00	74,676.00
MONTHLY	4,876.00	5,120.00	5,376.00	5,645.00	5,927.00	6,223.00
BI-WEEKLY	2,250.46	2,363.08	2,481.23	2,605.38	2,735.54	2,872.15
HOURLY	28.1308	29.5385	31.0154	32.5673	34.1942	35.9019

51 Electrical/Signal Technician I
51 Emergency Preparedness Coordinator
51 Engineering Technician
51 Financial Services Technician
51 General Building Inspector
51 Information Technology Coordinator
51 Lead Mechanic
51 Planning Assistant

STEP	*1*	*2*	*3*	*4*	*5*	*6*
ANNUAL	59,976.00	62,976.00	66,120.00	69,432.00	72,900.00	76,548.00
MONTHLY	4,998.00	5,248.00	5,510.00	5,786.00	6,075.00	6,379.00
BI-WEEKLY	2,306.77	2,422.15	2,543.08	2,670.46	2,803.85	2,944.15
HOURLY	28.8346	30.2769	31.7885	33.3808	35.0481	36.8019

52 Administrative Support Services Supervisor

STEP	*1*	*2*	*3*	*4*	*5*	*6*
ANNUAL	61,476.00	64,548.00	67,776.00	71,160.00	74,724.00	78,456.00
MONTHLY	5,123.00	5,379.00	5,648.00	5,930.00	6,227.00	6,538.00
BI-WEEKLY	2,364.46	2,482.62	2,606.77	2,736.92	2,874.00	3,017.54
HOURLY	29.5558	31.0327	32.5846	34.2115	35.9250	37.7192

53 Code Enforcement Officer**53 FCC Program Coordinator****53 Public Works Lead**

STEP	*1*	*2*	*3*	*4*	*5*	*6*
ANNUAL	63,012.00	66,168.00	69,480.00	72,960.00	76,608.00	80,436.00
MONTHLY	5,251.00	5,514.00	5,790.00	6,080.00	6,384.00	6,703.00
BI-WEEKLY	2,423.54	2,544.92	2,672.31	2,806.15	2,946.46	3,093.69
HOURLY	30.2942	31.8115	33.4038	35.0769	36.8308	38.6712

54 Administrative Analyst II**54 Building Maintenance Lead****54 Forensic Technician**

STEP	*1*	*2*	*3*	*4*	*5*	*6*
ANNUAL	64,584.00	67,812.00	71,208.00	74,772.00	78,516.00	82,440.00
MONTHLY	5,382.00	5,651.00	5,934.00	6,231.00	6,543.00	6,870.00
BI-WEEKLY	2,484.00	2,608.15	2,738.77	2,875.85	3,019.85	3,170.77
HOURLY	31.0500	32.6019	34.2346	35.9481	37.7481	39.6346

55 Senior Planner**55 Electrical/Signal Technician II**

STEP	*1*	*2*	*3*	*4*	*5*	*6*
ANNUAL	66,204.00	69,516.00	72,996.00	76,644.00	80,472.00	84,492.00
MONTHLY	5,517.00	5,793.00	6,083.00	6,387.00	6,706.00	7,041.00
BI-WEEKLY	2,546.31	2,673.69	2,807.54	2,947.85	3,095.08	3,249.69
HOURLY	31.8288	33.4212	35.0942	36.8481	38.6885	40.6212

56

STEP	*1*	*2*	*3*	*4*	*5*	*6*
ANNUAL	67,860.00	71,256.00	74,820.00	78,564.00	82,488.00	86,616.00
MONTHLY	5,655.00	5,938.00	6,235.00	6,547.00	6,874.00	7,218.00
BI-WEEKLY	2,610.00	2,740.62	2,877.69	3,021.69	3,172.62	3,331.38
HOURLY	32.6250	34.2577	35.9712	37.7712	39.6577	41.6423

57 Senior Accountant

STEP	*1*	*2*	*3*	*4*	*5*	*6*
ANNUAL	69,552.00	73,032.00	76,680.00	80,520.00	84,552.00	88,776.00
MONTHLY	5,796.00	6,086.00	6,390.00	6,710.00	7,046.00	7,398.00
BI-WEEKLY	2,675.08	2,808.92	2,949.23	3,096.92	3,252.00	3,414.46
HOURLY	33.4385	35.1115	36.8654	38.7115	40.6500	42.6808

58

STEP	*1*	*2*	*3*	*4*	*5*	*6*
ANNUAL	71,292.00	74,856.00	78,600.00	82,536.00	86,664.00	90,996.00
MONTHLY	5,941.00	6,238.00	6,550.00	6,878.00	7,222.00	7,583.00
BI-WEEKLY	2,742.00	2,879.08	3,023.08	3,174.46	3,333.23	3,499.85
HOURLY	34.2750	35.9885	37.7885	39.6808	41.6654	43.7481

	59					
STEP	*1*	*2*	*3*	*4*	*5*	*6*
ANNUAL	73,080.00	76,740.00	80,580.00	84,612.00	88,848.00	93,288.00
MONTHLY	6,090.00	6,395.00	6,715.00	7,051.00	7,404.00	7,774.00
BI-WEEKLY	2,810.77	2,951.54	3,099.23	3,254.31	3,417.23	3,588.00
HOURLY	35.1346	36.8942	38.7404	40.6788	42.7154	44.8500

	60					
STEP	*1*	*2*	*3*	*4*	*5*	*6*
ANNUAL	74,904.00	78,648.00	82,584.00	86,712.00	91,044.00	95,592.00
MONTHLY	6,242.00	6,554.00	6,882.00	7,226.00	7,587.00	7,966.00
BI-WEEKLY	2,880.92	3,024.92	3,176.31	3,335.08	3,501.69	3,676.62
HOURLY	36.0115	37.8115	39.7038	41.6885	43.7712	45.9577

61 Administrative Analyst III
61 Associate Engineer

STEP	*1*	*2*	*3*	*4*	*5*	*6*
ANNUAL	76,776.00	80,616.00	84,648.00	88,884.00	93,324.00	97,992.00
MONTHLY	6,398.00	6,718.00	7,054.00	7,407.00	7,777.00	8,166.00
BI-WEEKLY	2,952.92	3,100.62	3,255.69	3,418.62	3,589.38	3,768.92
HOURLY	36.9115	38.7577	40.6962	42.7327	44.8673	47.1115

90 Bus Operator

STEP	*1*	*2*	*3*	*4*	*5*	*6*
ANNUAL	48,588.00	51,012.00	53,568.00	56,244.00	59,052.00	62,004.00
MONTHLY	4,049.00	4,251.00	4,464.00	4,687.00	4,921.00	5,167.00
BI-WEEKLY	1,868.77	1,962.00	2,060.31	2,163.23	2,271.23	2,384.77
HOURLY	23.3596	24.5250	25.7538	27.0404	28.3904	29.8096

	104					
STEP	*1*	*2*	*3*	*4*	*5*	*6*
ANNUAL	51,756.00	54,348.00	57,060.00	59,916.00	62,916.00	66,060.00
MONTHLY	4,313.00	4,529.00	4,755.00	4,993.00	5,243.00	5,505.00
BI-WEEKLY	1,990.62	2,090.31	2,194.62	2,304.46	2,419.85	2,540.77
HOURLY	24.8827	26.1288	27.4327	28.8058	30.2481	31.7596

Lgy Bonus 20	107.83	113.23	118.88	124.83	131.08	137.63
Lgy Bonus 25	215.65	226.45	237.75	249.65	262.15	275.25
Lgy Bonus 30	323.48	339.68	356.63	374.48	393.23	412.88

	105					
STEP	*1*	*2*	*3*	*4*	*5*	*6*
ANNUAL	53,052.00	55,704.00	58,488.00	61,416.00	64,488.00	67,716.00
MONTHLY	4,421.00	4,642.00	4,874.00	5,118.00	5,374.00	5,643.00
BI-WEEKLY	2,040.46	2,142.46	2,249.54	2,362.15	2,480.31	2,604.46
HOURLY	25.5058	26.7808	28.1192	29.5269	31.0038	32.5558

Lgy Bonus 20	110.53	116.05	121.85	127.95	134.35	141.08
Lgy Bonus 25	221.05	232.10	243.70	255.90	268.70	282.15
Lgy Bonus 30	331.58	348.15	365.55	383.85	403.05	423.23

	106					
STEP	*1*	*2*	*3*	*4*	*5*	*6*
ANNUAL	54,384.00	57,108.00	59,964.00	62,964.00	66,108.00	69,408.00
MONTHLY	4,532.00	4,759.00	4,997.00	5,247.00	5,509.00	5,784.00
BI-WEEKLY	2,091.69	2,196.46	2,306.31	2,421.69	2,542.62	2,669.54
HOURLY	26.1462	27.4558	28.8288	30.2712	31.7827	33.3692

Lgy Bonus 20	113.30	118.98	124.93	131.18	137.73	144.60
Lgy Bonus 25	226.60	237.95	249.85	262.35	275.45	289.20
Lgy Bonus 30	339.90	356.93	374.78	393.53	413.18	433.80

	107					
STEP	*1*	*2*	*3*	*4*	*5*	*6*
ANNUAL	55,740.00	58,524.00	61,452.00	64,524.00	67,752.00	71,136.00
MONTHLY	4,645.00	4,877.00	5,121.00	5,377.00	5,646.00	5,928.00
BI-WEEKLY	2,143.85	2,250.92	2,363.54	2,481.69	2,605.85	2,736.00
HOURLY	26.7981	28.1365	29.5442	31.0212	32.5731	34.2000

Lgy Bonus 20	116.13	121.93	128.03	134.43	141.15	148.20
Lgy Bonus 25	232.25	243.85	256.05	268.85	282.30	296.40
Lgy Bonus 30	348.38	365.78	384.08	403.28	423.45	444.60

108 Economic Development Analyst

STEP	*1*	*2*	*3*	*4*	*5*	*6*
ANNUAL	57,132.00	59,988.00	62,988.00	66,132.00	69,444.00	72,912.00
MONTHLY	4,761.00	4,999.00	5,249.00	5,511.00	5,787.00	6,076.00
BI-WEEKLY	2,197.38	2,307.23	2,422.62	2,543.54	2,670.92	2,804.31
HOURLY	27.4673	28.8404	30.2827	31.7942	33.3865	35.0538

Lgy Bonus 20	119.03	124.98	131.23	137.78	144.68	151.90
Lgy Bonus 25	238.05	249.95	262.45	275.55	289.35	303.80
Lgy Bonus 30	357.08	374.93	393.68	413.33	434.03	455.70

109 Deputy City Clerk/Records Management Officer

109 Deputy City Treasurer

STEP	*1*	*2*	*3*	*4*	*5*	*6*
ANNUAL	58,560.00	61,488.00	64,560.00	67,788.00	71,172.00	74,736.00
MONTHLY	4,880.00	5,124.00	5,380.00	5,649.00	5,931.00	6,228.00
BI-WEEKLY	2,252.31	2,364.92	2,483.08	2,607.23	2,737.38	2,874.46
HOURLY	28.1538	29.5615	31.0385	32.5904	34.2173	35.9308

Lgy Bonus 20	122.00	128.10	134.50	141.23	148.28	155.70
Lgy Bonus 25	244.00	256.20	269.00	282.45	296.55	311.40
Lgy Bonus 30	366.00	384.30	403.50	423.68	444.83	467.10

	110					
STEP	*1*	*2*	*3*	*4*	*5*	*6*
ANNUAL	60,024.00	63,024.00	66,180.00	69,492.00	72,972.00	76,620.00
MONTHLY	5,002.00	5,252.00	5,515.00	5,791.00	6,081.00	6,385.00
BI-WEEKLY	2,308.62	2,424.00	2,545.38	2,672.77	2,806.62	2,946.92
HOURLY	28.8577	30.3000	31.8173	33.4096	35.0827	36.8365

Lgy Bonus 20	125.05	131.30	137.88	144.78	152.03	159.63
Lgy Bonus 25	250.10	262.60	275.75	289.55	304.05	319.25
Lgy Bonus 30	375.15	393.90	413.63	434.33	456.08	478.88

	111					
STEP	*1*	*2*	*3*	*4*	*5*	*6*
ANNUAL	61,524.00	64,596.00	67,824.00	71,220.00	74,784.00	78,528.00
MONTHLY	5,127.00	5,383.00	5,652.00	5,935.00	6,232.00	6,544.00
BI-WEEKLY	2,366.31	2,484.46	2,608.62	2,739.23	2,876.31	3,020.31
HOURLY	29.5788	31.0558	32.6077	34.2404	35.9538	37.7538

Lgy Bonus 20	128.18	134.58	141.30	148.38	155.80	163.60
Lgy Bonus 25	256.35	269.15	282.60	296.75	311.60	327.20
Lgy Bonus 30	384.53	403.73	423.90	445.13	467.40	490.80

	112					
STEP	*1*	*2*	*3*	*4*	*5*	*6*
ANNUAL	63,060.00	66,216.00	69,528.00	73,008.00	76,656.00	80,484.00
MONTHLY	5,255.00	5,518.00	5,794.00	6,084.00	6,388.00	6,707.00
BI-WEEKLY	2,425.38	2,546.77	2,674.15	2,808.00	2,948.31	3,095.54
HOURLY	30.3173	31.8346	33.4269	35.1000	36.8538	38.6942

Lgy Bonus 20	131.38	137.95	144.85	152.10	159.70	167.68
Lgy Bonus 25	262.75	275.90	289.70	304.20	319.40	335.35
Lgy Bonus 30	394.13	413.85	434.55	456.30	479.10	503.03

	113					
STEP	*1*	*2*	*3*	*4*	*5*	*6*
ANNUAL	64,632.00	67,860.00	71,256.00	74,820.00	78,564.00	82,488.00
MONTHLY	5,386.00	5,655.00	5,938.00	6,235.00	6,547.00	6,874.00
BI-WEEKLY	2,485.85	2,610.00	2,740.62	2,877.69	3,021.69	3,172.62
HOURLY	31.0731	32.6250	34.2577	35.9712	37.7712	39.6577

Lgy Bonus 20	134.65	141.38	148.45	155.88	163.68	171.85
Lgy Bonus 25	269.30	282.75	296.90	311.75	327.35	343.70
Lgy Bonus 30	403.95	424.13	445.35	467.63	491.03	515.55

114 Employment & Training Supervisor
114 Facilities Maintenance Supervisor
114 Recreation Services Manager
114 Transportation Route Supervisor

STEP	*1*	*2*	*3*	*4*	*5*	*6*
ANNUAL	66,252.00	69,564.00	73,044.00	76,692.00	80,532.00	84,564.00
MONTHLY	5,521.00	5,797.00	6,087.00	6,391.00	6,711.00	7,047.00
BI-WEEKLY	2,548.15	2,675.54	2,809.38	2,949.69	3,097.38	3,252.46
HOURLY	31.8519	33.4442	35.1173	36.8712	38.7173	40.6558

Lgy Bonus 20	138.03	144.93	152.18	159.78	167.78	176.18
Lgy Bonus 25	276.05	289.85	304.35	319.55	335.55	352.35
Lgy Bonus 30	414.08	434.78	456.53	479.33	503.33	528.53

115						
STEP	*1*	*2*	*3*	*4*	*5*	*6*
ANNUAL	67,908.00	71,304.00	74,868.00	78,612.00	82,548.00	86,676.00
MONTHLY	5,659.00	5,942.00	6,239.00	6,551.00	6,879.00	7,223.00
BI-WEEKLY	2,611.85	2,742.46	2,879.54	3,023.54	3,174.92	3,333.69
HOURLY	32.6481	34.2808	35.9942	37.7942	39.6865	41.6712
Lgy Bonus 20	141.48	148.55	155.98	163.78	171.98	180.58
Lgy Bonus 25	282.95	297.10	311.95	327.55	343.95	361.15
Lgy Bonus 30	424.43	445.65	467.93	491.33	515.93	541.73

119 Fleet Maintenance Supervisor

116 Transit Training and Safety Supervisor

STEP	*1*	*2*	*3*	*4*	*5*	*6*
ANNUAL	69,600.00	73,080.00	76,740.00	80,580.00	84,612.00	88,848.00
MONTHLY	5,800.00	6,090.00	6,395.00	6,715.00	7,051.00	7,404.00
BI-WEEKLY	2,676.92	2,810.77	2,951.54	3,099.23	3,254.31	3,417.23
HOURLY	33.4615	35.1346	36.8942	38.7404	40.6788	42.7154
Lgy Bonus 20	145.00	152.25	159.88	167.88	176.28	185.10
Lgy Bonus 25	290.00	304.50	319.75	335.75	352.55	370.20
Lgy Bonus 30	435.00	456.75	479.63	503.63	528.83	555.30

117						
STEP	*1*	*2*	*3*	*4*	*5*	*6*
ANNUAL	71,340.00	74,904.00	78,648.00	82,584.00	86,712.00	91,044.00
MONTHLY	5,945.00	6,242.00	6,554.00	6,882.00	7,226.00	7,587.00
BI-WEEKLY	2,743.85	2,880.92	3,024.92	3,176.31	3,335.08	3,501.69
HOURLY	34.2981	36.0115	37.8115	39.7038	41.6885	43.7712
Lgy Bonus 20	148.63	156.05	163.85	172.05	180.65	189.68
Lgy Bonus 25	297.25	312.10	327.70	344.10	361.30	379.35
Lgy Bonus 30	445.88	468.15	491.55	516.15	541.95	569.03

118 Administrative Management Analyst I

STEP	*1*	*2*	*3*	*4*	*5*	*6*
ANNUAL	73,128.00	76,788.00	80,628.00	84,660.00	88,896.00	93,336.00
MONTHLY	6,094.00	6,399.00	6,719.00	7,055.00	7,408.00	7,778.00
BI-WEEKLY	2,812.62	2,953.38	3,101.08	3,256.15	3,419.08	3,589.85
HOURLY	35.1577	36.9173	38.7635	40.7019	42.7385	44.8731
Lgy Bonus 20	152.35	159.98	167.98	176.38	185.20	194.45
Lgy Bonus 25	304.70	319.95	335.95	352.75	370.40	388.90
Lgy Bonus 30	457.05	479.93	503.93	529.13	555.60	583.35

119 Accountant/Cost Accountant

STEP	*1*	*2*	*3*	*4*	*5*	*6*
ANNUAL	74,952.00	78,696.00	82,632.00	86,760.00	91,104.00	95,664.00
MONTHLY	6,246.00	6,558.00	6,886.00	7,230.00	7,592.00	7,972.00
BI-WEEKLY	2,882.77	3,026.77	3,178.15	3,336.92	3,504.00	3,679.38
HOURLY	36.0346	37.8346	39.7269	41.7115	43.8000	45.9923
Lgy Bonus 20	156.15	163.95	172.15	180.75	189.80	199.30
Lgy Bonus 25	312.30	327.90	344.30	361.50	379.60	398.60
Lgy Bonus 30	468.45	491.85	516.45	542.25	569.40	597.90

120 Administrative Management Analyst II**120 Family Child Care Manager****120 Executive Office Assistant**

STEP	*1*	*2*	*3*	*4*	*5*	*6*
ANNUAL	76,824.00	80,664.00	84,696.00	88,932.00	93,384.00	98,052.00
MONTHLY	6,402.00	6,722.00	7,058.00	7,411.00	7,782.00	8,171.00
BI-WEEKLY	2,954.77	3,102.46	3,257.54	3,420.46	3,591.69	3,771.23
HOURLY	36.9346	38.7808	40.7192	42.7558	44.8962	47.1404
Lgy Bonus 20	160.05	168.05	176.45	185.28	194.55	204.28
Lgy Bonus 25	320.10	336.10	352.90	370.55	389.10	408.55
Lgy Bonus 30	480.15	504.15	529.35	555.83	583.65	612.83

121

STEP	*1*	*2*	*3*	*4*	*5*	*6*
ANNUAL	78,744.00	82,680.00	86,820.00	91,164.00	95,724.00	100,512.00
MONTHLY	6,562.00	6,890.00	7,235.00	7,597.00	7,977.00	8,376.00
BI-WEEKLY	3,028.62	3,180.00	3,339.23	3,506.31	3,681.69	3,865.85
HOURLY	37.8577	39.7500	41.7404	43.8288	46.0212	48.3231
Lgy Bonus 20	164.05	172.25	180.88	189.93	199.43	209.40
Lgy Bonus 25	328.10	344.50	361.75	379.85	398.85	418.80
Lgy Bonus 30	492.15	516.75	542.63	569.78	598.28	628.20

122 Employment & Training Manager**122 Senior Human Resources Analyst**

STEP	*1*	*2*	*3*	*4*	*5*	*6*
ANNUAL	80,712.00	84,744.00	88,980.00	93,432.00	98,100.00	103,008.00
MONTHLY	6,726.00	7,062.00	7,415.00	7,786.00	8,175.00	8,584.00
BI-WEEKLY	3,104.31	3,259.38	3,422.31	3,593.54	3,773.08	3,961.85
HOURLY	38.8038	40.7423	42.7788	44.9192	47.1635	49.5231
Lgy Bonus 20	168.15	176.55	185.38	194.65	204.38	214.60
Lgy Bonus 25	336.30	353.10	370.75	389.30	408.75	429.20
Lgy Bonus 30	504.45	529.65	556.13	583.95	613.13	643.80

123

STEP	*1*	*2*	*3*	*4*	*5*	*6*
ANNUAL	82,728.00	86,868.00	91,212.00	95,772.00	100,560.00	105,588.00
MONTHLY	6,894.00	7,239.00	7,601.00	7,981.00	8,380.00	8,799.00
BI-WEEKLY	3,181.85	3,341.08	3,508.15	3,683.54	3,867.69	4,061.08
HOURLY	39.7731	41.7635	43.8519	46.0442	48.3462	50.7635
Lgy Bonus 20	172.35	180.98	190.03	199.53	209.50	219.98
Lgy Bonus 25	344.70	361.95	380.05	399.05	419.00	439.95
Lgy Bonus 30	517.05	542.93	570.08	598.58	628.50	659.93

**124 Administrative Services Manager
124 Senior Administrative Analyst**

STEP	*1*	*2*	*3*	*4*	*5*	*6*
ANNUAL	84,792.00	89,028.00	93,480.00	98,160.00	103,068.00	108,216.00
MONTHLY	7,066.00	7,419.00	7,790.00	8,180.00	8,589.00	9,018.00
BI-WEEKLY	3,261.23	3,424.15	3,595.38	3,775.38	3,964.15	4,162.15
HOURLY	40.7654	42.8019	44.9423	47.1923	49.5519	52.0269
Lgy Bonus 20	176.65	185.48	194.75	204.50	214.73	225.45
Lgy Bonus 25	353.30	370.95	389.50	409.00	429.45	450.90
Lgy Bonus 30	529.95	556.43	584.25	613.50	644.18	676.35

125

STEP	*1*	*2*	*3*	*4*	*5*	*6*
ANNUAL	86,916.00	91,260.00	95,820.00	100,608.00	105,636.00	110,916.00
MONTHLY	7,243.00	7,605.00	7,985.00	8,384.00	8,803.00	9,243.00
BI-WEEKLY	3,342.92	3,510.00	3,685.38	3,869.54	4,062.92	4,266.00
HOURLY	41.7865	43.8750	46.0673	48.3692	50.7865	53.3250
Lgy Bonus 20	181.08	190.13	199.63	209.60	220.08	231.08
Lgy Bonus 25	362.15	380.25	399.25	419.20	440.15	462.15
Lgy Bonus 30	543.23	570.38	598.88	628.80	660.23	693.23

**126 Economic Development Manager
126 Financial Services Manager
126 Park Maintenance Superintendent
126 Recreation & Human Services Superintendent
126 Street Maintenance Superintendent
126 Transit Maintenance Manager
126 Transportation Administrative Manager**

STEP	*1*	*2*	*3*	*4*	*5*	*6*
ANNUAL	89,088.00	93,540.00	98,220.00	103,128.00	108,288.00	113,700.00
MONTHLY	7,424.00	7,795.00	8,185.00	8,594.00	9,024.00	9,475.00
BI-WEEKLY	3,426.46	3,597.69	3,777.69	3,966.46	4,164.92	4,373.08
HOURLY	42.8308	44.9712	47.2212	49.5808	52.0615	54.6635
Lgy Bonus 20	185.60	194.88	204.63	214.85	225.60	236.88
Lgy Bonus 25	371.20	389.75	409.25	429.70	451.20	473.75
Lgy Bonus 30	556.80	584.63	613.88	644.55	676.80	710.63

127

STEP	*1*	*2*	*3*	*4*	*5*	*6*
ANNUAL	91,320.00	95,892.00	100,692.00	105,732.00	111,024.00	116,580.00
MONTHLY	7,610.00	7,991.00	8,391.00	8,811.00	9,252.00	9,715.00
BI-WEEKLY	3,512.31	3,688.15	3,872.77	4,066.62	4,270.15	4,483.85
HOURLY	43.9038	46.1019	48.4096	50.8327	53.3769	56.0481
Lgy Bonus 20	190.25	199.78	209.78	220.28	231.30	242.88
Lgy Bonus 25	380.50	399.55	419.55	440.55	462.60	485.75
Lgy Bonus 30	570.75	599.33	629.33	660.83	693.90	728.63

128 Equipment Maintenance Superintendent
128 Finance and Administrative Services Manager

STEP	*1*	*2*	*3*	*4*	*5*	*6*
ANNUAL	93,600.00	98,280.00	103,200.00	108,360.00	113,784.00	119,472.00
MONTHLY	7,800.00	8,190.00	8,600.00	9,030.00	9,482.00	9,956.00
BI-WEEKLY	3,600.00	3,780.00	3,969.23	4,167.69	4,376.31	4,595.08
HOURLY	45.0000	47.2500	49.6154	52.0962	54.7038	57.4385
Lgy Bonus 20	195.00	204.75	215.00	225.75	237.05	248.90
Lgy Bonus 25	390.00	409.50	430.00	451.50	474.10	497.80
Lgy Bonus 30	585.00	614.25	645.00	677.25	711.15	746.70

129

STEP	*1*	*2*	*3*	*4*	*5*	*6*
ANNUAL	95,940.00	100,740.00	105,780.00	111,072.00	116,628.00	122,460.00
MONTHLY	7,995.00	8,395.00	8,815.00	9,256.00	9,719.00	10,205.00
BI-WEEKLY	3,690.00	3,874.62	4,068.46	4,272.00	4,485.69	4,710.00
HOURLY	46.1250	48.4327	50.8558	53.4000	56.0712	58.8750
Lgy Bonus 20	199.88	209.88	220.38	231.40	242.98	255.13
Lgy Bonus 25	399.75	419.75	440.75	462.80	485.95	510.25
Lgy Bonus 30	599.63	629.63	661.13	694.20	728.93	765.38

130 Accounting/Finance Manager
130 Information Technology Manager
130 Recreation Program Administrator

STEP	*1*	*2*	*3*	*4*	*5*	*6*
ANNUAL	98,340.00	103,260.00	108,420.00	113,844.00	119,532.00	125,508.00
MONTHLY	8,195.00	8,605.00	9,035.00	9,487.00	9,961.00	10,459.00
BI-WEEKLY	3,782.31	3,971.54	4,170.00	4,378.62	4,597.38	4,827.23
HOURLY	47.2788	49.6442	52.1250	54.7327	57.4673	60.3404
Lgy Bonus 20	204.88	215.13	225.88	237.18	249.03	261.48
Lgy Bonus 25	409.75	430.25	451.75	474.35	498.05	522.95
Lgy Bonus 30	614.63	645.38	677.63	711.53	747.08	784.43

131 Plan Check Engineer

STEP	*1*	*2*	*3*	*4*	*5*	*6*
ANNUAL	100,800.00	105,840.00	111,132.00	116,688.00	122,520.00	128,652.00
MONTHLY	8,400.00	8,820.00	9,261.00	9,724.00	10,210.00	10,721.00
BI-WEEKLY	3,876.92	4,070.77	4,274.31	4,488.00	4,712.31	4,948.15
HOURLY	48.4615	50.8846	53.4288	56.1000	58.9038	61.8519
Lgy Bonus 20	210.00	220.50	231.53	243.10	255.25	268.03
Lgy Bonus 25	420.00	441.00	463.05	486.20	510.50	536.05
Lgy Bonus 30	630.00	661.50	694.58	729.30	765.75	804.08

132 FCC Therapist/Trainer II
132 Transit Operations Manager

STEP	*1*	*2*	*3*	*4*	*5*	*6*
ANNUAL	103,320.00	108,492.00	113,916.00	119,616.00	125,592.00	131,868.00
MONTHLY	8,610.00	9,041.00	9,493.00	9,968.00	10,466.00	10,989.00
BI-WEEKLY	3,973.85	4,172.77	4,381.38	4,600.62	4,830.46	5,071.85
HOURLY	49.6731	52.1596	54.7673	57.5077	60.3808	63.3981
Lgy Bonus 20	215.25	226.03	237.33	249.20	261.65	274.73
Lgy Bonus 25	430.50	452.05	474.65	498.40	523.30	549.45
Lgy Bonus 30	645.75	678.08	711.98	747.60	784.95	824.18

133 Human Resources Manager

STEP	*1*	*2*	*3*	*4*	*5*	*6*
ANNUAL	105,900.00	111,192.00	116,748.00	122,580.00	128,712.00	135,144.00
MONTHLY	8,825.00	9,266.00	9,729.00	10,215.00	10,726.00	11,262.00
BI-WEEKLY	4,073.08	4,276.62	4,490.31	4,714.62	4,950.46	5,197.85
HOURLY	50.9135	53.4577	56.1288	58.9327	61.8808	64.9731
Lgy Bonus 20	220.63	231.65	243.23	255.38	268.15	281.55
Lgy Bonus 25	441.25	463.30	486.45	510.75	536.30	563.10
Lgy Bonus 30	661.88	694.95	729.68	766.13	804.45	844.65

134 Transit Administrative Officer

STEP	*1*	*2*	*3*	*4*	*5*	*6*
ANNUAL	108,552.00	113,976.00	119,676.00	125,664.00	131,952.00	138,552.00
MONTHLY	9,046.00	9,498.00	9,973.00	10,472.00	10,996.00	11,546.00
BI-WEEKLY	4,175.08	4,383.69	4,602.92	4,833.23	5,075.08	5,328.92
HOURLY	52.1885	54.7962	57.5365	60.4154	63.4385	66.6115
Lgy Bonus 20	226.15	237.45	249.33	261.80	274.90	288.65
Lgy Bonus 25	452.30	474.90	498.65	523.60	549.80	577.30
Lgy Bonus 30	678.45	712.35	747.98	785.40	824.70	865.95

135

STEP	*1*	*2*	*3*	*4*	*5*	*6*
ANNUAL	111,264.00	116,832.00	122,676.00	128,808.00	135,252.00	142,020.00
MONTHLY	9,272.00	9,736.00	10,223.00	10,734.00	11,271.00	11,835.00
BI-WEEKLY	4,279.38	4,493.54	4,718.31	4,954.15	5,202.00	5,462.31
HOURLY	53.4923	56.1692	58.9788	61.9269	65.0250	68.2788
Lgy Bonus 20	231.80	243.40	255.58	268.35	281.78	295.88
Lgy Bonus 25	463.60	486.80	511.15	536.70	563.55	591.75
Lgy Bonus 30	695.40	730.20	766.73	805.05	845.33	887.63

136 Transit Operations Officer

STEP	*1*	*2*	*3*	*4*	*5*	*6*
ANNUAL	114,048.00	119,748.00	125,736.00	132,024.00	138,624.00	145,560.00
MONTHLY	9,504.00	9,979.00	10,478.00	11,002.00	11,552.00	12,130.00
BI-WEEKLY	4,386.46	4,605.69	4,836.00	5,077.85	5,331.69	5,598.46
HOURLY	54.8308	57.5712	60.4500	63.4731	66.6462	69.9808
Lgy Bonus 20	237.60	249.48	261.95	275.05	288.80	303.25
Lgy Bonus 25	475.20	498.95	523.90	550.10	577.60	606.50
Lgy Bonus 30	712.80	748.43	785.85	825.15	866.40	909.75

	137					
STEP	*1*	*2*	*3*	*4*	*5*	*6*
ANNUAL	116,904.00	122,748.00	128,880.00	135,324.00	142,092.00	149,196.00
MONTHLY	9,742.00	10,229.00	10,740.00	11,277.00	11,841.00	12,433.00
BI-WEEKLY	4,496.31	4,721.08	4,956.92	5,204.77	5,465.08	5,738.31
HOURLY	56.2038	59.0135	61.9615	65.0596	68.3135	71.7288
Lgy Bonus 20	243.55	255.73	268.50	281.93	296.03	310.83
Lgy Bonus 25	487.10	511.45	537.00	563.85	592.05	621.65
Lgy Bonus 30	730.65	767.18	805.50	845.78	888.08	932.48

	138 Chief Fiscal Officer					
STEP	*1*	*2*	*3*	*4*	*5*	*6*
ANNUAL	119,832.00	125,820.00	132,108.00	138,708.00	145,644.00	152,928.00
MONTHLY	9,986.00	10,485.00	11,009.00	11,559.00	12,137.00	12,744.00
BI-WEEKLY	4,608.92	4,839.23	5,081.08	5,334.92	5,601.69	5,881.85
HOURLY	57.6115	60.4904	63.5135	66.6865	70.0212	73.5231
Lgy Bonus 20	249.65	262.13	275.23	288.98	303.43	318.60
Lgy Bonus 25	499.30	524.25	550.45	577.95	606.85	637.20
Lgy Bonus 30	748.95	786.38	825.68	866.93	910.28	955.80

	139					
STEP	*1*	*2*	*3*	*4*	*5*	*6*
ANNUAL	122,832.00	128,976.00	135,420.00	142,188.00	149,292.00	156,756.00
MONTHLY	10,236.00	10,748.00	11,285.00	11,849.00	12,441.00	13,063.00
BI-WEEKLY	4,724.31	4,960.62	5,208.46	5,468.77	5,742.00	6,029.08
HOURLY	59.0538	62.0077	65.1058	68.3596	71.7750	75.3635
Lgy Bonus 20	255.90	268.70	282.13	296.23	311.03	326.58
Lgy Bonus 25	511.80	537.40	564.25	592.45	622.05	653.15
Lgy Bonus 30	767.70	806.10	846.38	888.68	933.08	979.73

	140					
STEP	*1*	*2*	*3*	*4*	*5*	*6*
ANNUAL	125,904.00	132,204.00	138,816.00	145,752.00	153,036.00	160,692.00
MONTHLY	10,492.00	11,017.00	11,568.00	12,146.00	12,753.00	13,391.00
BI-WEEKLY	4,842.46	5,084.77	5,339.08	5,605.85	5,886.00	6,180.46
HOURLY	60.5308	63.5596	66.7385	70.0731	73.5750	77.2558
Lgy Bonus 20	262.30	275.43	289.20	303.65	318.83	334.78
Lgy Bonus 25	524.60	550.85	578.40	607.30	637.65	669.55
Lgy Bonus 30	786.90	826.28	867.60	910.95	956.48	1004.33

	141					
STEP	*1*	*2*	*3*	*4*	*5*	*6*
ANNUAL	129,048.00	135,504.00	142,284.00	149,400.00	156,876.00	164,724.00
MONTHLY	10,754.00	11,292.00	11,857.00	12,450.00	13,073.00	13,727.00
BI-WEEKLY	4,963.38	5,211.69	5,472.46	5,746.15	6,033.69	6,335.54
HOURLY	62.0423	65.1462	68.4058	71.8269	75.4212	79.1942
Lgy Bonus 20	268.85	282.30	296.43	311.25	326.83	343.18
Lgy Bonus 25	537.70	564.60	592.85	622.50	653.65	686.35
Lgy Bonus 30	806.55	846.90	889.28	933.75	980.48	1029.53

142

STEP	*1*	*2*	*3*	*4*	*5*	*6*
ANNUAL	132,276.00	138,888.00	145,836.00	153,132.00	160,788.00	168,828.00
MONTHLY	11,023.00	11,574.00	12,153.00	12,761.00	13,399.00	14,069.00
BI-WEEKLY	5,087.54	5,341.85	5,609.08	5,889.69	6,184.15	6,493.38
HOURLY	63.5942	66.7731	70.1135	73.6212	77.3019	81.1673

Lgy Bonus 20	275.58	289.35	303.83	319.03	334.98	351.73
Lgy Bonus 25	551.15	578.70	607.65	638.05	669.95	703.45
Lgy Bonus 30	826.73	868.05	911.48	957.08	1004.93	1055.18

143

STEP	*1*	*2*	*3*	*4*	*5*	*6*
ANNUAL	135,588.00	142,368.00	149,484.00	156,960.00	164,808.00	173,052.00
MONTHLY	11,299.00	11,864.00	12,457.00	13,080.00	13,734.00	14,421.00
BI-WEEKLY	5,214.92	5,475.69	5,749.38	6,036.92	6,338.77	6,655.85
HOURLY	65.1865	68.4462	71.8673	75.4615	79.2346	83.1981

Lgy Bonus 20	282.48	296.60	311.43	327.00	343.35	360.53
Lgy Bonus 25	564.95	593.20	622.85	654.00	686.70	721.05
Lgy Bonus 30	847.43	889.80	934.28	981.00	1030.05	1081.58

144

STEP	*1*	*2*	*3*	*4*	*5*	*6*
ANNUAL	138,972.00	145,920.00	153,216.00	160,872.00	168,912.00	177,360.00
MONTHLY	11,581.00	12,160.00	12,768.00	13,406.00	14,076.00	14,780.00
BI-WEEKLY	5,345.08	5,612.31	5,892.92	6,187.38	6,496.62	6,821.54
HOURLY	66.8135	70.1538	73.6615	77.3423	81.2077	85.2692

Lgy Bonus 20	289.53	304.00	319.20	335.15	351.90	369.50
Lgy Bonus 25	579.05	608.00	638.40	670.30	703.80	739.00
Lgy Bonus 30	868.58	912.00	957.60	1005.45	1055.70	1108.50

145

STEP	*1*	*2*	*3*	*4*	*5*	*6*
ANNUAL	142,452.00	149,580.00	157,056.00	164,904.00	173,148.00	181,800.00
MONTHLY	11,871.00	12,465.00	13,088.00	13,742.00	14,429.00	15,150.00
BI-WEEKLY	5,478.92	5,753.08	6,040.62	6,342.46	6,659.54	6,992.31
HOURLY	68.4865	71.9135	75.5077	79.2808	83.2442	87.4038

Lgy Bonus 20	296.78	311.63	327.20	343.55	360.73	378.75
Lgy Bonus 25	593.55	623.25	654.40	687.10	721.45	757.50
Lgy Bonus 30	890.33	934.88	981.60	1030.65	1082.18	1136.25

146

STEP	*1*	*2*	*3*	*4*	*5*	*6*
ANNUAL	146,016.00	153,312.00	160,980.00	169,032.00	177,480.00	186,360.00
MONTHLY	12,168.00	12,776.00	13,415.00	14,086.00	14,790.00	15,530.00
BI-WEEKLY	5,616.00	5,896.62	6,191.54	6,501.23	6,826.15	7,167.69
HOURLY	70.2000	73.7077	77.3942	81.2654	85.3269	89.5962

Lgy Bonus 20	304.20	319.40	335.38	352.15	369.75	388.25
Lgy Bonus 25	608.40	638.80	670.75	704.30	739.50	776.50
Lgy Bonus 30	912.60	958.20	1006.13	1056.45	1109.25	1164.75

147

STEP	*1*	*2*	*3*	*4*	*5*	*6*
ANNUAL	149,664.00	157,152.00	165,012.00	173,268.00	181,932.00	191,028.00
MONTHLY	12,472.00	13,096.00	13,751.00	14,439.00	15,161.00	15,919.00
BI-WEEKLY	5,756.31	6,044.31	6,346.62	6,664.15	6,997.38	7,347.23
HOURLY	71.9538	75.5538	79.3327	83.3019	87.4673	91.8404

Lgy Bonus 20	311.80	327.40	343.78	360.98	379.03	397.98
Lgy Bonus 25	623.60	654.80	687.55	721.95	758.05	795.95
Lgy Bonus 30	935.40	982.20	1031.33	1082.93	1137.08	1193.93

148

STEP	*1*	*2*	*3*	*4*	*5*	*6*
ANNUAL	153,408.00	161,076.00	169,128.00	177,588.00	186,468.00	195,792.00
MONTHLY	12,784.00	13,423.00	14,094.00	14,799.00	15,539.00	16,316.00
BI-WEEKLY	5,900.31	6,195.23	6,504.92	6,830.31	7,171.85	7,530.46
HOURLY	73.7538	77.4404	81.3115	85.3788	89.6481	94.1308

Lgy Bonus 20	319.60	335.58	352.35	369.98	388.48	407.90
Lgy Bonus 25	639.20	671.15	704.70	739.95	776.95	815.80
Lgy Bonus 30	958.80	1006.73	1057.05	1109.93	1165.43	1223.70

149

STEP	*1*	*2*	*3*	*4*	*5*	*6*
ANNUAL	157,248.00	165,108.00	173,364.00	182,028.00	191,124.00	200,676.00
MONTHLY	13,104.00	13,759.00	14,447.00	15,169.00	15,927.00	16,723.00
BI-WEEKLY	6,048.00	6,350.31	6,667.85	7,001.08	7,350.92	7,718.31
HOURLY	75.6000	79.3788	83.3481	87.5135	91.8865	96.4788

Lgy Bonus 20	327.60	343.98	361.18	379.23	398.18	418.08
Lgy Bonus 25	655.20	687.95	722.35	758.45	796.35	836.15
Lgy Bonus 30	982.80	1031.93	1083.53	1137.68	1194.53	1254.23

150

STEP	*1*	*2*	*3*	*4*	*5*	*6*
ANNUAL	161,184.00	169,248.00	177,708.00	186,588.00	195,912.00	205,704.00
MONTHLY	13,432.00	14,104.00	14,809.00	15,549.00	16,326.00	17,142.00
BI-WEEKLY	6,199.38	6,509.54	6,834.92	7,176.46	7,535.08	7,911.69
HOURLY	77.4923	81.3692	85.4365	89.7058	94.1885	98.8962

Lgy Bonus 20	335.80	352.60	370.23	388.73	408.15	428.55
Lgy Bonus 25	671.60	705.20	740.45	777.45	816.30	857.10
Lgy Bonus 30	1007.40	1057.80	1110.68	1166.18	1224.45	1285.65

200 Police Trainee

STEP	*1*	*2*	*3*	*4*	*5*	*6*
ANNUAL	58,680.00	-	-	-	-	-
MONTHLY	4,890.00	-	-	-	-	-
BI-WEEKLY	2,256.92	-	-	-	-	-
HOURLY	28.2115	-	-	-	-	-

201 Police Officer

STEP	*1*	*2*	*3*	*4*	*5*	*6*
ANNUAL	67,488.00	70,860.00	74,400.00	78,120.00	82,020.00	86,124.00
MONTHLY	5,624.00	5,905.00	6,200.00	6,510.00	6,835.00	7,177.00
BI-WEEKLY	2,595.69	2,725.38	2,861.54	3,004.62	3,154.62	3,312.46
HOURLY	32.4462	34.0673	35.7692	37.5577	39.4327	41.4058

MONTHLY EDUCATIONAL INCENTIVE BONUS

STEP	*1*	*2*	*3*	*4*	*5*	*6*
AA	820.00	820.00	820.00	820.00	820.00	820.00
BA	1,245.00	1,245.00	1,245.00	1,245.00	1,245.00	1,245.00

SPECIALIST	500.00	500.00	500.00	500.00	500.00	500.00
------------	--------	--------	--------	--------	--------	--------

Lgy Bonus 7	365.00	365.00	365.00	365.00	365.00	365.00
Lgy Bonus 12	520.00	520.00	520.00	520.00	520.00	520.00
Lgy Bonus 20	736.00	762.80	790.90	820.40	851.40	884.00
Lgy Bonus 26	1,004.00	1,044.20	1,086.35	1,130.60	1,177.10	1,226.00

203 Police Sergeant

STEP	*1*	*2*	*3*	*4*	*5*	*6*
ANNUAL	85,824.00	90,120.00	94,632.00	99,360.00	104,328.00	109,548.00
MONTHLY	7,152.00	7,510.00	7,886.00	8,280.00	8,694.00	9,129.00
BI-WEEKLY	3,300.92	3,466.15	3,639.69	3,821.54	4,012.62	4,213.38
HOURLY	41.2615	43.3269	45.4962	47.7692	50.1577	52.6673

MONTHLY EDUCATIONAL INCENTIVE BONUS

STEP	*1*	*2*	*3*	*4*	*5*	*6*
AA	955.00	955.00	955.00	955.00	955.00	955.00
BA	1,530.00	1,530.00	1,530.00	1,530.00	1,530.00	1,530.00

Lgy Bonus 7	326.00	326.00	326.00	326.00	326.00	326.00
Lgy Bonus 12	520.00	520.00	520.00	520.00	520.00	520.00
Lgy Bonus 20	790.80	824.30	859.50	896.50	935.30	976.10
Lgy Bonus 26	1,126.20	1,176.45	1,229.25	1,284.75	1,342.95	1,404.15

227 Police Lieutenant

STEP	*1*	*2*	*3*	*4*	*5*	*6*
ANNUAL	122,628.00	128,760.00	135,204.00	141,960.00	149,064.00	156,516.00
MONTHLY	10,219.00	10,730.00	11,267.00	11,830.00	12,422.00	13,043.00
BI-WEEKLY	4,716.46	4,952.31	5,200.15	5,460.00	5,733.23	6,019.85
HOURLY	58.9558	61.9038	65.0019	68.2500	71.6654	75.2481

MONTHLY EDUCATIONAL INCENTIVE BONUS

STEP	*1*	*2*	*3*	*4*	*5*	*6*
BA	1,226.28	1,287.60	1,352.04	1,419.60	1,490.64	1,565.16

Lgy Bonus 20	510.95	536.50	563.35	591.50	621.10	652.15
Lgy Bonus 26	1,021.90	1,073.00	1,126.70	1,183.00	1,242.20	1,304.30

231 Police Captain

STEP	*1*	*2*	*3*	*4*	*5*	*6*
ANNUAL	138,828.00	145,764.00	153,048.00	160,704.00	168,744.00	177,180.00
MONTHLY	11,569.00	12,147.00	12,754.00	13,392.00	14,062.00	14,765.00
BI-WEEKLY	5,339.54	5,606.31	5,886.46	6,180.92	6,490.15	6,814.62
HOURLY	66.7442	70.0788	73.5808	77.2615	81.1269	85.1827

MONTHLY EDUCATIONAL INCENTIVE BONUS

STEP	*1*	*2*	*3*	*4*	*5*	*6*
BA	1,388.28	1,457.64	1,530.48	1,607.04	1,687.44	1,771.80
Lgy Bonus 20	578.45	607.35	637.70	669.60	703.10	738.25
Lgy Bonus 26	1,156.90	1,214.70	1,275.40	1,339.20	1,406.20	1,476.50

301 Mayor

STEP	*1*	*2*	*3*	*4*	*5*	*6*
ANNUAL	11,400.00					
MONTHLY	950.00					
BI-WEEKLY	438.46					
HOURLY	5.4808					

302 Councilmember

STEP	*1*	*2*	*3*	*4*	*5*	*6*
ANNUAL	7,800.00					
MONTHLY	650.00					
BI-WEEKLY	300.00					
HOURLY	3.7500					

303 City Clerk

STEP	*1*	*2*	*3*	*4*	*5*	*6*
ANNUAL	12,000.00					
MONTHLY	1,000.00					
BI-WEEKLY	461.54					
HOURLY	5.7692					

304 City Treasurer

STEP	*1*	*2*	*3*	*4*	*5*	*6*
ANNUAL	6,000.00					
MONTHLY	500.00					
BI-WEEKLY	230.77					
HOURLY	2.8846					

305 Youth Commissioner

STEP	*1*	*2*	*3*	*4*	*5*	*6*
ANNUAL	300.00	-	-	-	-	-
MONTHLY	25.00	-	-	-	-	-
BI-WEEKLY	11.54	-	-	-	-	-
HOURLY	0.1442	-	-	-	-	-

**306 Human Services Commissioner
306 Recreation Commissioner
306 Rent Mediation Board Member
306 Senior Citizens Commissioner**

STEP	*1*	*2*	*3*	*4*	*5*	*6*
ANNUAL	600.00	-	-	-	-	-
MONTHLY	50.00	-	-	-	-	-
BI-WEEKLY	23.08	-	-	-	-	-
HOURLY	0.2885	-	-	-	-	-

307

STEP	*1*	*2*	*3*	*4*	*5*	*6*
ANNUAL	900.00	-	-	-	-	-
MONTHLY	75.00	-	-	-	-	-
BI-WEEKLY	34.62	-	-	-	-	-
HOURLY	0.4327	-	-	-	-	-

308 Planning Commissioner

STEP	*1*	*2*	*3*	*4*	*5*	*6*
ANNUAL	1,200.00	-	-	-	-	-
MONTHLY	100.00	-	-	-	-	-
BI-WEEKLY	46.15	-	-	-	-	-
HOURLY	0.5769	-	-	-	-	-

330 Department Heads

STEP	*1*	*2*	*3*	*4*	*5*	*6*	*7*
ANNUAL	135,096.00	141,852.00	148,944.00	156,396.00	164,220.00	172,428.00	190,308.00
MONTHLY	11,258.00	11,821.00	12,412.00	13,033.00	13,685.00	14,369.00	15,859.00
BI-WEEKLY	5,196.00	5,455.85	5,728.62	6,015.23	6,316.15	6,631.85	7,319.54
HOURLY	64.9500	68.1981	71.6077	75.1904	78.9519	82.8981	91.4942

Lgy Bonus 20	281.45	295.53	310.30	325.83	342.13	359.23
Lgy Bonus 25	562.90	591.05	620.60	651.65	684.25	718.45
Lgy Bonus 30	844.35	886.58	930.90	977.48	1026.38	1077.68

339 Deputy Chief

STEP	*1*	*2*	*3*	*4*	*5*	*6*
ANNUAL	140,664.00	147,696.00	155,076.00	162,828.00	170,964.00	179,508.00
MONTHLY	11,722.00	12,308.00	12,923.00	13,569.00	14,247.00	14,959.00
BI-WEEKLY	5,410.15	5,680.62	5,964.46	6,262.62	6,575.54	6,904.15
HOURLY	67.6269	71.0077	74.5558	78.2827	82.1942	86.3019

Lgy Bonus 20	293.05	307.70	323.08	339.23	356.18	373.98
Lgy Bonus 25	586.10	615.40	646.15	678.45	712.35	747.95
Lgy Bonus 30	879.15	923.10	969.23	1017.68	1068.53	1121.93

340 Police Chief

STEP	*1*
ANNUAL	249,096.00
MONTHLY	20,758.00
BI-WEEKLY	9,580.62
HOURLY	119.7577

Lgy Bonus 20	518.95
Lgy Bonus 25	1037.90
Lgy Bonus 30	1556.85

350 City Manager

STEP	*1*
ANNUAL	257,376.00
MONTHLY	21,448.00
BI-WEEKLY	9,899.08
HOURLY	123.7385



City of Gardena City Council Meeting

Agenda Item No. 8. A. (3)

Department: ELECTED and
ADMINISTRATIVE
OFFICES

AGENDA REPORT SUMMARY

Meeting Date: 12/13/2016

Urgency Ordinance: No. 1771

TO: THE HONORABLE MEMBERS OF THE CITY COUNCIL

AGENDA TITLE: URGENCY ORDINANCE NO. 1771, AMENDING CHAPTER 18.66 OF THE GARDENA MUNICIPAL CODE RELATING TO MEDICAL CANNABIS, ADDING URGENCY PROVISIONS RELATING TO PERSONAL CULTIVATION OF MARIJUANA, AND ADOPTING A MORATORIUM ON ALL COMMERCIAL MARIJUANA ACTIVITIES

COUNCIL ACTION REQUIRED:

Action Taken

Introduce and Adopt Urgency Ordinance No. 1771

RECOMMENDATION AND STAFF SUMMARY:

Staff respectfully recommends that the City Council introduce and adopt Urgency Ordinance No. 1771, which amends Chapter 18.66 of the Municipal Code as it relates to Medical Cannabis, adds urgency provisions about personal cultivation of marijuana, and adopts a Moratorium on all commercial marijuana activities. A unanimous vote of the City Council is required for adoption.

Background and Summary:

On November 8, 2016, Proposition 64, known as the Control, Regulate, and Adult Use of Marijuana Act ("AUMA"), was approved by the voters. Proposition 64 authorizes recreational marijuana use by persons over 21 years of age and allows personal cultivation subject to regulation, but not outright prohibition, by cities. AUMA also creates a State licensing scheme for commercial marijuana activities.

The purpose of Urgency Ordinance No. 1771 is to prohibit commercial non-medical marijuana activities in all zones within the City, as well as to impose reasonable regulations on personal cultivation in private residences and accessory structures.

Because personal cultivation is now allowed as a result of voter approval there is an urgent need to adopt this Ordinance's regulations imposed on cultivation as an urgency ordinance without going through the normal process of noticed hearings before the Planning and Environmental Quality Commission ("Planning Commission") and the City Council.

Further, Government Code Section 65858 provides authority for the City to adopt a moratorium on any use that may be in conflict with a contemplated zoning proposal that the City Council, Planning Commission, or Community Development Department intends to study. In accordance with Section 3 of the ordinance, staff and the Planning Commission are being directed to study the topics of non-medical marijuana activities and personal cultivation.

In accordance with State law, this Urgency Ordinance will only be valid for 45 days, unless extended by the City Council. The Ordinance directs the Planning Commission to study the issues within a reasonable period of time.

FINANCIAL IMPACT/COST: N/A

ATTACHMENTS:

- 1) Staff Report
- 2) Urgency Ordinance No. 1771

Submitted by Mitchell G. Lansdell, Mitchell G. Lansdell, City Manager Dated: 12/07/2016

CITY COUNCIL MEETING AGENDA STAFF REPORT

Agenda Item No. 8. A. (3)

**Department: Elected and
Administrative Offices**

Meeting Date: 12/13/2016

Urgency Ordinance No. 1771

AGENDA TITLE:

URGENCY ORDINANCE NO. 1771, AMENDING CHAPTER 18.66 OF THE GARDENA MUNICIPAL CODE RELATING TO MEDICAL CANNABIS, ADDING URGENCY PROVISIONS RELATING TO PERSONAL CULTIVATION OF MARIJUANA, AND ADOPTING A MORATORIUM ON ALL COMMERCIAL MARIJUANA ACTIVITIES

RECOMMENDATION:

Staff respectfully recommends that the City Council introduce and adopt Urgency Ordinance No. 1771, which amends Chapter 18.66 of the Municipal Code as it relates to Medical Cannabis, adds urgency provisions about personal cultivation of marijuana, and adopts a Moratorium on all commercial marijuana activities.

A unanimous vote of the City Council is required for adoption.

BACKGROUND AND SUMMARY:

In 2015, effective January 1, 2016, the California Legislature adopted legislation (AB 243, AB 266, and SB 643) collectively identified as the Medical Marijuana Regulation and Safety Act (MMRSA) to comprehensively regulate medical marijuana.

On January 26, 2016, the City Council adopted Ordinance No. 1764, adding Chapter 18.66 of the Gardena Municipal Code, prohibiting all commercial activities in the City relating to medical cannabis, including personal cultivation.

On November 8, 2016, the voters approved Proposition 64 which is known as the Control, Regulate, and Adult Use of Marijuana Act ("AUMA"). That proposition authorizes recreational marijuana use by persons over 21 years of age. AUMA also creates a State licensing scheme for commercial marijuana activities. Licensing must take place prior to January 1, 2018, but it is not known when such licensing will actually occur. AUMA also allows local jurisdictions to ban all commercial marijuana activities within the City and ban the outside cultivation of marijuana for personal use. Personal cultivation within an enclosed private residence is allowed, subject to reasonable regulations of the City.

The purpose of Urgency Ordinance No. 1771 is to prohibit commercial non-medical marijuana activities in all zones within the City, as well as to impose reasonable regulations on personal cultivation in private residences and accessory structures.

Government Code Section 36937 provides authority for the City to adopt an Ordinance that goes into effect immediately for the immediate preservation of the public health, safety and welfare.

It is recommended that the City Council declare that the fact that personal cultivation has become legal creates an urgent need to adopt this Ordinance and the regulations imposed on personal cultivation as an urgency ordinance without going through the normal process of noticed hearings before the Planning and Environmental Quality Commission ("Planning Commission") and the City Council.

The need for adoption of the regulations imposed by this ordinance is further illustrated by an armed robbery on November 30, 2016, that occurred at a warehouse in the City which was being used for growing marijuana. A prohibition on commercial growing should assist the Police Department to curb such criminal activity.

Further, Government Code Section 65858 provides authority for the City to adopt a moratorium on any use that may be in conflict with a contemplated zoning proposal that the City Council, Planning Commission, or Community Development Department intends to study. In accordance with Section 3, staff and the Planning Commission are being directed to study the topics of non-medical marijuana activities and personal cultivation.

SUBPART A consists of the existing provisions relating to Medical Marijuana and Cultivation. Section 18.66.020 was amended to recognize that personal cultivation would be allowed. Additionally, cross-references to the Government Code were changed in the definitions as they were reorganized into alphabetical order when state law was codified.

SUBPART B contains a complete prohibition on all commercial marijuana activities in the City in all zones, including deliveries.

SUBPART C relates to personal cultivation, which is now authorized by AUMA. This subpart prohibits all outdoor cultivation of marijuana plants, unless they are in an

enclosed structure. Section 18.66.070 also establishes regulations relating to indoor growth. Additionally, this section requires a permit be issued by Community Development.

SUBPART D relates to violations and remedies. The previous provisions have been amended to indicate that a violation of the Chapter is punishable as a misdemeanor, but provides authority for the City Attorney to prosecute a violation as an infraction or reduce a previously-filed misdemeanor to an infraction. Additionally, the City may pursue other legal options such as administrative fines.

In accordance with State law, this Urgency Ordinance will only be valid for 45 days, unless extended by the City Council. The Ordinance directs the Planning Commission to study the issues within a reasonable period of time.

FISCAL IMPACT

It is anticipated that Urgency Ordinance No. 1771 will not have any fiscal impact on the City of Gardena.

Submitted by: 
Mitchell G. Lansdell, City Manager

Date: 12/07/2016

Attachment: Urgency Ordinance No. 1771

URGENCY ORDINANCE NO. 1771

AN ORDINANCE OF THE CITY COUNCIL OF THE CITY OF GARDENA, CALIFORNIA, AMENDING CHAPTER 18.66 OF THE GARDENA MUNICIPAL CODE RELATING TO MEDICAL CANNABIS, ADDING URGENCY PROVISIONS RELATING TO PERSONAL CULTIVATION OF MARIJUANA, AND ADOPTING A MORATORIUM ON ALL COMMERCIAL MARIJUANA ACTIVITIES

THE CITY COUNCIL OF THE CITY OF GARDENA, CALIFORNIA, DOES HEREBY ORDAIN, AS FOLLOWS:

SECTION 1. RECITALS AND FINDINGS

A. In 2015, effective January 1, 2016, the California Legislature adopted legislation (AB 243, AB 266, and SB 643) collectively identified as the Medical Marijuana Regulation and Safety Act (MMRSA) to comprehensively regulate medical marijuana.

B. On January 26, 2016, the City Council adopted Ordinance No. 1764, adding Chapter 18.66 of the Gardena Municipal Code, prohibiting all commercial activities in the City relating to medical cannabis, including personal cultivation.

C. Proposition 64, known as the Control, Regulate, and Adult Use of Marijuana Act ("AUMA") which was approved on the November 8, 2016 ballot, authorizes recreational marijuana use by persons over 21 years of age.

D. AUMA also creates a State licensing scheme for commercial marijuana activities. Licensing must take place prior to January 1, 2018, but it is not known when such licensing will actually occur.

E. AUMA allows local jurisdictions to ban all commercial marijuana activities within the City and ban the outside cultivation of marijuana for personal use. Personal cultivation within an enclosed private residence is now allowed, subject to reasonable regulations of the City.

F. The purpose of this Ordinance is to prohibit commercial non-medical marijuana activities in all zones within the City, as well as to impose reasonable regulations on personal cultivation in private residences and accessory structures.

G. Government Code Section 36937 provides authority for the City to adopt an Ordinance that goes into effect immediately for the immediate preservation of the public health, safety and welfare. The City Council hereby declares that the fact that personal cultivation is now allowed provides an urgent need to adopt this Ordinance and the regulations imposed on personal cultivation as an urgency ordinance without going through the normal process of proceeding through noticed hearings before the Planning and Environmental Quality Commission ("Planning Commission") and the City Council.

H. Government Code Section 65858 provides authority for the City to adopt a moratorium on any use that may be in conflict with a contemplated zoning proposal that the City Council, Planning Commission, or the planning department intends to study. In accordance with Section 3, staff and the Planning Commission are being directed to study the topics of non-medical marijuana activities and personal cultivation.

SECTION 2. Chapter 18.66 of the Gardena Municipal Code is hereby amended to read as follows:

Chapter 18.66 MEDICAL CANNABIS AND MARIJUANA

SUBPART A – MEDICAL MARIJUANA AND CULTIVATION

18.66.010 Definitions.

For purposes of Subpart A which relates to cannabis for medical purposes as authorized by the Medical Marijuana Regulation and Safety Act, the following definitions shall apply:

“Cannabis” shall have the same meaning as set forth in Business and Professions Code Section 19300.5(f) as the same may be amended from time to time.

“Caregiver” or “primary caregiver” shall have the same meaning as set forth in Health and Safety Code Section 11362.7 as the same may be amended from time to time.

“Commercial cannabis activity” shall have the same meaning as that set forth in Business and Professions Code Section 19300.5(j) as the same may be amended from time to time.

“Cooperative” shall mean two (2) or more persons collectively or cooperatively cultivating, using, transporting, possessing, administering, delivering, or making available medical marijuana, with or without compensation.

“Cultivation” shall have the same meaning as set forth in Business and Professions Code Section 19300.5(k) as the same may be amended from time to time.

“Cultivation site” shall have the same meaning as set forth in Business and Professions Code Section 19300.5(l) as the same may be amended from time to time.

“Delivery” shall have the same meaning as set forth in Business and Professions Code Section 19300.5(m) as the same may be amended from time to time.

“Dispensary” shall have the same meaning as set forth in Business and Professions Code Section 19300.5(n) as the same may be amended from time to time. For purposes of this chapter, “dispensary” shall also include a cooperative.

“Dispensary” shall not include the following uses:

(1) a clinic licensed pursuant to Chapter 1 of Division 2 of the California Health and Safety Code;

(2) a health care facility licensed pursuant to Chapter 2 of Division 2 of the California Health and Safety Code;

(3) a residential care facility for persons with chronic life-threatening illnesses licensed pursuant to Chapter 3.01 of Division 2 of the California Health and Safety Code; and

(4) a residential care facility for the elderly licensed pursuant to Chapter 3.2 of Division 2 of the California Health and Safety Code; (5) a residential hospice or home health agency licensed pursuant to Chapter 8 of Division 2 of the California Health and Safety Code.

“Dispensing” shall have the same meaning as set forth in Business and Professions Code Section 19300.5(o) as the same may be amended from time to time.

“Distribution” shall have the same meaning as set forth in Business and Professions Code Section 19300.5(p) as the same may be amended from time to time.

“Distributor” shall have the same meaning as set forth in Business and Professions Code Section 19300.5(q) as the same may be amended from time to time.

“Manufacturer” shall have the same meaning as set forth in Business and Professions Code Section 19300.5(ad) as the same may be amended from time to time.

“Manufacturing site” shall have the same meaning as set forth in Business and Professions Code Section 19300.5(ae) as the same may be amended from time to time.

“Medical cannabis,” “medical cannabis product,” or “cannabis product” shall have the same meanings as set forth in Business and Professions Code Section 19300.5(af) as the same may be amended from time to time.

“Medical Marijuana Regulation and Safety Act” or “MMRSA” shall mean the following bills signed into law on October 9, 2015, as the same may be amended from time to time: AB 243, AB 246, and SB 643.

“Nursery” shall have the same meaning as set forth in Business and Professions Code Section 19300.5(ag) as the same may be amended from time to time.

“Qualifying patient” or “qualified patient” shall have the same meaning as set forth in Health and Safety Code Section 11362.7 as the same may be amended from time to time.

“Testing laboratory” shall have the same meaning as set forth in Business and Professions Code Section 19300.5(ak) as the same may be amended from time to time.

“Transport” shall have the same meaning as set forth in Business and Professions Code Section 19300.5(am) as the same may be amended from time to time.

“Transporter” shall have the same meaning as set forth in Business and Professions Code Section 19300.5(an) as the same may be amended from time to time.

18.66.020 Prohibition.

A. Commercial cannabis activities of all types are expressly prohibited in all zones in the City of Gardena. No person shall establish, operate, conduct, or allow a commercial cannabis activity anywhere within the City.

B. To the extent not already covered by Subsection A, above, all deliveries of medical cannabis are expressly prohibited within the City of Gardena. No person shall conduct any deliveries that either originate or terminate within the City.

C. This section is meant to prohibit all activities for which a state license is required. Accordingly, the City shall not issue any permit, license or other entitlement for any activity for which a state license is required under the MMRSA.

D. Except as provided in Subpart C, cultivation of cannabis for non-commercial purposes, including cultivation by a qualified patient or a primary caregiver, is expressly prohibited in all zones in the City of Gardena.

SUBPART B - NON-MEDICAL MARIJUANA AND CULTIVATION

18.66.030 Definitions.

For purposes of Subpart B, which relates to the non-medical use of Marijuana as authorized by the Adult Use of Marijuana Act, the following definitions shall apply:

“AUMA” shall mean the Control, Regulate and Tax Adult Use of Marijuana Act (“the Adult Use of Marijuana Act”) identified as Proposition 64 on the November 8, 2016, General Election ballot, as the same may be amended from time to time.

“Commercial marijuana activity” shall include the cultivation, possession, manufacture, distribution, processing, storing, laboratory testing, labeling, transportation, distribution, delivery, or sale of non-medical marijuana and marijuana products. Where applicable, the definitions set forth in Business and Professions Code Section 26001 shall apply as the same may be amended from time to time.

“Marijuana” shall have the same meaning as set forth in Health and Safety Code Section 11018 as the same may be amended from time to time.

“Private Residence” shall mean a house, an apartment unit, a mobile home, or other similar dwelling.

18.66.040 Prohibition.

A. Commercial marijuana activities of all types are expressly prohibited in all zones in the City of Gardena. No person shall establish, operate, conduct, or allow a commercial marijuana activity anywhere within the City.

B. To the extent not already covered by subsection A, above, all deliveries of marijuana are expressly prohibited within the City of Gardena. No person shall conduct any deliveries that either originate or terminate within the City.

C. This section is meant to prohibit all activities for which a state license is required under AUMA. Accordingly, the City shall not issue any permit, license, or other entitlement for any activity for which a state license is required under the AUMA.

D. Except as provided in subpart C, cultivation of marijuana for non-commercial purposes, is expressly prohibited in all zones in the City of Gardena.

SUBPART C – PERSONAL CULTIVATION

18.66.050 Definitions.

For purposes of Subpart C, the following definitions shall apply:

A. “Authorized Grower” means a person 21 years and older who is authorized by, and in compliance with, state law to cultivate marijuana indoors for personal use, including medical use, and who has obtained a permit from Community Development to cultivate plants for personal use in accordance with AUMA.

B. “Cultivation” means any activity involving the planting, growing, harvesting, drying, curing, grading, trimming, or otherwise processing of marijuana plants or any part thereof.

C. “Fully-enclosed and secure structure” means a fully-enclosed space within a building that complies with the California Building Code (“CBC”), as adopted by the City of Gardena, or if exempt from the permit requirements of the CBC, that has a complete roof, a foundation, slab or equivalent base to which the floor is secured by bolts or similar attachments, is secure against unauthorized entry, and is accessible only through one or more lockable doors. Walls and roofs must be constructed of solid materials that cannot be easily broken through such as two inch by four inch nominal or thicker studs overlaid with three-eighths inch or thicker plywood or the equivalent. Plastic sheeting, regardless of the mil or inches, or similar products do not satisfy this requirement. If indoor grow lights or air filtration systems are used, they must comply with the building and construction codes as adopted by the City of Gardena. If skylights are used, security bars shall be added to the skylights.

D. “Immature marijuana plant” means a marijuana plant, whether male or female, that has not yet flowered and which does not yet have buds that are readily observed by unaided visual examination.

E. “Mature marijuana plant” means a marijuana plant, whether male or female, that has flowered and which has buds that are readily observed by unaided visual examination.

F. “Outdoor” means any location within the City of Gardena that is not within a fully-enclosed and secure structure.

G. “Private residence” means a house, apartment unit, mobile home, or other similar dwelling unit.

18.66.060 Outdoor Cultivation.

No outdoor cultivation of marijuana plants shall be allowed in the City of Gardena, even for personal use. (This section shall be of no further force or effect and shall be deemed

repealed upon a determination by the California Attorney General that nonmedical use of marijuana is lawful in the State of California under federal law.)

18.66.070 Indoor Cultivation; regulations and permit for residential zones.

A. Notwithstanding anything in Subparts A or B to the contrary, an authorized grower shall be allowed to cultivate marijuana for personal use only within a private residence or a fully-enclosed and secure accessory structure to a private residence, in a residential zone, subject to the following regulations in addition to all regulations set forth in AUMA:

1. The marijuana cultivation area shall be contained within one single room.
2. The marijuana plants shall not come within twelve (12) inches of the ceiling or any cultivation lighting.
3. Marijuana cultivation lighting shall not exceed one thousand two hundred watts in total for the total cultivation area within the residence.
4. The use of gas products such as but not limited to CO₂, butane, methane, or any other flammable or non-flammable gas for marijuana cultivation or processing is prohibited.
5. There shall be no exterior visibility or evidence of marijuana cultivation outside the private residence or accessory structure from the public right-of-way, including but not limited to any marijuana plants, equipment used in the growing and cultivation operation, and any light emanating from cultivation lighting.
6. The authorized grower shall reside full-time in the residence where the marijuana cultivation occurs.
7. The authorized grower shall not participate in marijuana cultivation in any other location within the City.
8. The residence shall include fully-functional and usable kitchen, bathroom, and bedroom areas for their intended use by the resident authorized grower, and the premises shall not be used primarily or exclusively for marijuana cultivation.
9. The marijuana cultivation area shall be in compliance with the provisions of the applicable building and construction codes as set forth in Title 15 of the Gardena Municipal Code. The building official may impose additional conditions to meet such Codes if necessary, including but not limited to installation of fire suppression sprinklers.

10. The marijuana cultivation area shall not result in a nuisance or adversely affect the health, welfare, or safety of the resident or nearby residents by creating dust, glare, heat, noise, noxious gasses, odors, smoke, traffic, vibration, or other impacts, or be hazardous due to use or storage of materials, processes, products or wastes.

11. No more than six (6) marijuana plants, mature or immature, may be planted, cultivated, harvested, dried, or processed within a single private residence at one time.

12. The marijuana plants and any marijuana in excess of 28.5 grams produced by plants must be kept in a locked space on the grounds of the private residence which space is not visible from the public right-of-way by normal unaided vision.

B. No person shall cultivate marijuana in any private residence unless and until such person first secures a permit from Community Development and pays such fee as may be required and set forth by resolution of the City Council.

C. The permit application shall be in a form approved by the City and shall, at a minimum, include:

1. The person's name and date of birth as verified by a valid driver's license, state-issued identification card, or passport;

2. A site-plan of the residence and accessory structure if applicable, which may be hand-drawn, indicating where the plants will be located;

3. A description of the method used to secure the plants;

4. An identification of any special lighting or other equipment that will be used to aid in the cultivation of the plants;

5. If the applicant is the owner of the private residence, proof of such ownership; and

6. If the applicant is not the owner of the private residence, a copy of the lease or other rental agreement, along with a signed statement from the owner that the applicant has permission to cultivate plants in accordance with the provisions of AUMA and this Chapter.

SUBPART D – VIOLATIONS AND REMEDIES

18.66.080 Violation.

It is hereby declared to be unlawful, a public nuisance and a violation of this Chapter for any person owning, leasing, occupying, or having charge or possession of any property

within the City to cause or allow such property to be used in a manner which violates this Chapter.

18.66.090 Violation – Misdemeanor.

Any violation of this Chapter shall be punishable as a misdemeanor.

18.66.100 Public nuisance.

Any use or condition caused, or permitted to exist, in violation of any provision of this chapter shall be, and hereby is declared to be, a public nuisance and may be summarily abated by the City pursuant to Code of Civil Procedure Section 731 or any other remedy available to the City.

18.66.110 Civil penalties.

In addition to any other enforcement permitted by this chapter, the City Attorney may bring a civil action for injunctive relief or the City may pursue administrative fines and penalties pursuant to Chapter 1.24 of this code against any person or entity that violates this chapter. In any civil action brought pursuant to this chapter, a court of competent jurisdiction may award reasonable attorney's fees and costs to the prevailing party.

SECTION 3. The City Council hereby directs staff and the Planning Commission to study within a reasonable time the issues relating to reasonable regulations on personal cultivation, and a permanent ban on commercial, non-medical marijuana activities. Community Development is hereby directed to provide a report to the City Council for its approval at least ten (10) days prior to the expiration date of this Ordinance describing the measures which have been taken to alleviate the conditions which led to the adoption of the ordinance.

SECTION 4. For the reasons set forth in Section 1, this Ordinance shall take effect immediately. This Ordinance shall remain in effect for 45 days, unless extended in accordance with the procedures of Government Code § 65858.

SECTION 5. If any section, subsection, subdivision, sentence, clause, phrase or portion of this Ordinance is, for any reason, held to be invalid or unconstitutional by the decision of any court of competent jurisdiction, such decision shall not affect the validity of the remaining portions of this Ordinance. The City Council hereby declares that it would have adopted this Ordinance and each section, subsection, subdivision, sentence, clause, phrase, or portion thereof, irrespective of the fact that any one or more sections, subsections, subdivisions, sentences, clauses, phrases, or portions thereof be declared invalid or unconstitutional.

SECTION 6. The City Clerk shall certify as to the adoption of this Ordinance and shall cause a summary thereof to be published within fifteen (15) days of adoption and shall post a certified copy of this Ordinance, including the vote for and against same, in the Office of the City Clerk, in accordance with Government Code Section 36933.

PASSED, APPROVED, AND ADOPTED this 13th day of December, 2016.

Mark E. Henderson, Mayor Pro Tem

ATTEST:

Mina Semenza, City Clerk

APPROVED AS TO FORM:



Peter L. Wallin, City Attorney